

ANDALÉNTAAW MEPANGGÉP
ANTOY LOTA

Let's Learn About Our World

by

Patrocinia Balonggay
Peter Benmaho
Rosalia Benmaho
Rita Bulaso
Pasencia Caddi
Cecelia Maidun

Illustrated by
Arcadio Manfalang



Summer Institute of Linguistics—Philippines, Inc.
Translators 1975 Publishers

Published
in cooperation with
Bureau of Public Schools
and
Institute of National Language
of the
Department of Education and Culture
Manila, Philippines

Balangao of Mt. Province
36.13-375-5.35c 68.120PD-755011MCPZA
Printed in the Philippines

FOREWORD

Some of the glory of the Philippines lies in the beautiful variety of people and languages within its coasts. It is to the great credit of the national leadership over the years that no attempts has been made to destroy this national heritage. The goal has been instead to preserve its integrity and dignity while building on this strong foundation a lasting superstructure of national language and culture.

The present book is one of many designed for this purpose. It recognizes the pedagogical importance of dividing literacy and second-language learning into two steps—literacy being the first. When a student has learned to read the language he understands best, the resulting satisfaction in his accomplishment gives the drive and confidence he needs to learn the national language. His ability to read, furthermore, is the indispensable tool for the study this program will require.

The Department of Education of the Philippines is proud to present this latest volume in a nationwide series designed to teach the national language through literacy in the vernaculars. It will strengthen both the parts of the nation and the whole.

Juan L. Manuel
Secretary

FOREWORD

One of the noble aims of Education is to equip every citizen to participate meaningfully in his society and to share in shaping the destiny of his country. Providing literacy instruction in each man's vernacular is a basic step in realizing this goal. To promote this purpose the Summer Institute of Linguistics works in agreement with and under the auspices of the Department of Education in the preparation of instructional and supplementary reading materials for the various Cultural Minorities of our country.

The Bureau of Public Schools takes pleasure, therefore, in presenting this volume of literacy material which is part of its list of approved supplementary reading materials prepared for use by the Public School in the areas using the vernacular of these materials.

Liceria Brillantes Soriano
Director of Public Schools

PREFACE

Participants in a Science Workshop held in Natonin in January, 1974, prepared the material in this book.

The book is intended for use in grade one of the Public Schools of Natonin District, and seeks to fulfill the requirements of the course of study. Its purpose is to introduce young students to the scientific approach in their observation. Learning these basic concepts in their own dialect is a step toward proficiency in the national language.

TABLE OF CONTENTS

| | |
|--|----|
| UNIT ONE: LIVING THINGS - ANIMALS | 1 |
| What are living things? | 2 |
| Five kinds of animals | 3 |
| Mammals | 4 |
| Fowl | 6 |
| Insects | 7 |
| Fish | 8 |
| Reptiles and amphibians | 9 |
| Review | 10 |
| How do animals get food? (meat-eaters) | 14 |
| How do animals get food? (plant-eaters) | 16 |
| Some animals find homes | 18 |
| Some animals build homes | 19 |
| How do animals move? | 20 |
| How do animals protect themselves? | 22 |
| Why do animals change their skins? | 24 |
| Why do animals make sounds? | 25 |
| Review | 26 |
| | |
| UNIT TWO: LIVING THINGS—PLANTS | 35 |
| How are animals different from plants? | 36 |
| Plants are food | 37 |
| Other uses of plants | 40 |
| Plants provide cloth | 42 |
| Plants beautify homes | 43 |
| The things plants need to grow | 44 |
| Six kinds of plants | 48 |
| Palms | 49 |
| Bushes and herbs | 50 |
| Vines and airplants | 51 |
| Parts of a plant | 52 |
| The roots | 53 |
| The stem | 54 |
| The leaves | 55 |
| The flower | 56 |
| How do seeds travel? | 57 |
| Do all plants grow from seeds? | 58 |
| Review | 59 |

| | |
|--|-----|
| UNIT THREE: GROWING STRONG AND HEALTHY | 64 |
| Five things necessary to good health | 64 |
| Good eating habits | 66 |
| Sleep | 73 |
| Exercise | 74 |
| Cleanliness | 75 |
| Happy attitudes | 76 |
| Care of ourselves when sick | 77 |
| Review | 82 |
| | |
| UNIT FOUR: SUNNY DAYS AND RAINY DAYS | 86 |
| What causes different kinds of weather? | 87 |
| How do we prepare ourselves for rain and cold? | 88 |
| What is air? | 89 |
| Scientists learn about weather | 93 |
| What makes rain? | 94 |
| The sun gives heat and light | 95 |
| What is a rainbow? | 96 |
| Review and weather chart | 97 |
| | |
| UNIT FIVE: LEARNING ABOUT HEAVENLY BODIES .. | 101 |
| What are heavenly bodies? | 102 |
| What is the sun like? | 103 |
| Shadows | 105 |
| Stars | 106 |
| Constellations | 107 |
| The moon | 109 |
| A trip to the moon by rocket | 110 |
| Review | 121 |
| | |
| UNIT SIX: THINGS WE USE WHEN WORKING | 123 |
| Tools | 124 |
| Household equipment | 126 |
| Inclined planes | 128 |
| Wheels | 129 |
| Levers | 130 |
| Pulleys | 131 |
| Wedges | 132 |
| Energy | 133 |
| Heat and light | 134 |
| Water | 136 |
| Review | 138 |

1. Hen Dan Ì-iwi



Living Things That Breathe
(Animals)



Danatto hen nanbinéb-én
way da matagu.

This picture shows a variety of
living things.

Didato hen kalasen di dan î-iwi ya
dan bùbuoh:


Maid he-en hen tapena.

Duwa hen he-en hen tapena.


Opat hen he-en hen tapena.

Éném hen he-en hen tapena.

Hen tapenay dan î-iwi, bumaléy hen
lota, waman hen tapena, bumaléyda
hen danum.




Here are five types of animals. Some have no feet. Others have two feet. Others have four feet. Others have six feet. Some animals live on land while others live in water.



Didato hen dan î-iwi way miyanà ya mansoso. Wada hen ihà-an way adi.

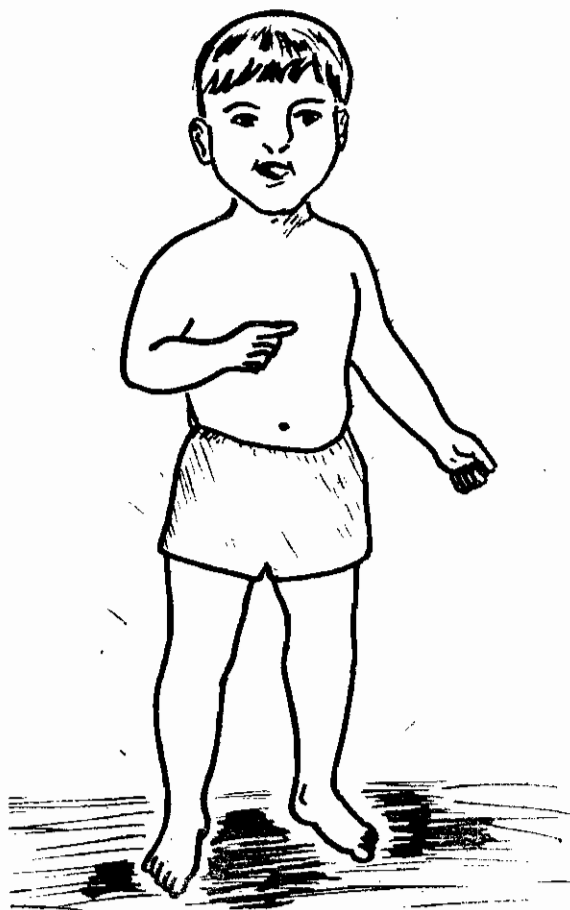
Most of these are animals that suck milk when they are born. There is one that does not.



Hen kadùalan
way miyanà ya
mansoso, opat
hen he-eda.

Ngém hen
tapena, maid
he-eda ono an
duwa yanggay
hen he-eda.

Most of those animals that suck
milk when they are born have
four legs. But others have no legs
or have only two legs.





Hindudwa hen he-en hen aminay da
map-iyán way da tomayap.


Animals that hatch and that fly
have two legs.




Didato hen dan î-iwi way
hin-én-ém hen he-eda.

These animals have six legs.

Antoyan hen da map-iyán ngém maid
he-eda. Wada hen iha way sabali.







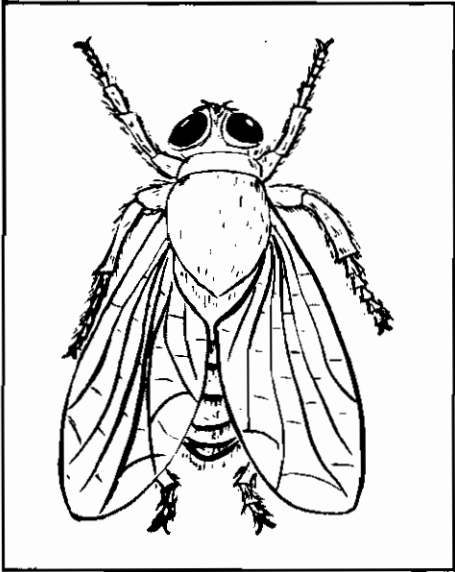
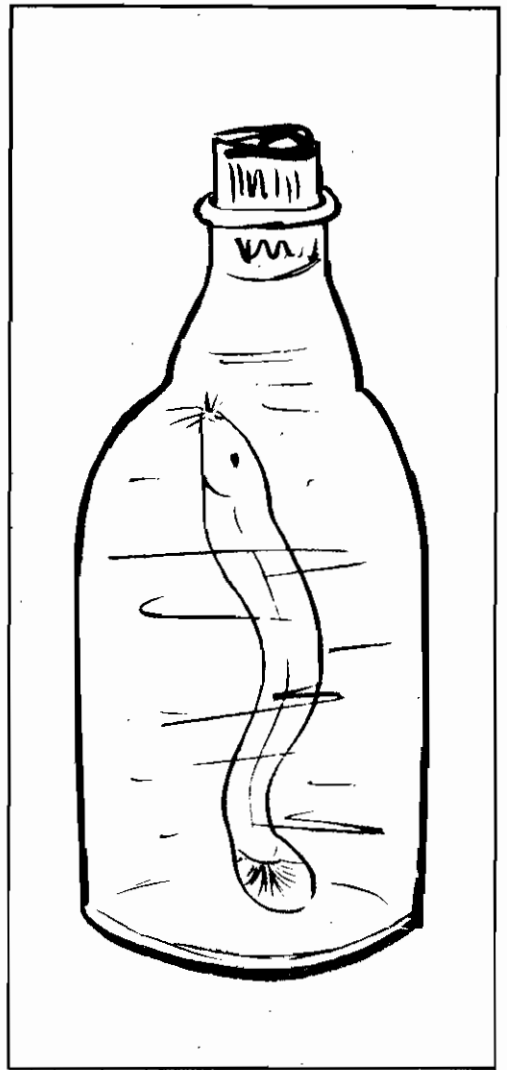

Here are some animals that hatch, but have no legs. One is not like that.









Hen antoday dan î-iwi, an
ihà-an hen adi bumaléy hen
danum ya hen lota.


Of these animals, all but one live
both in water and on land.















Nanbinéb-én hen ekaman danatto
way manpap ah anénda.



These animals catch their food
in different ways.








Didato hen dan î-wi
way mangan ah mula.




These are animals that eat
plants.


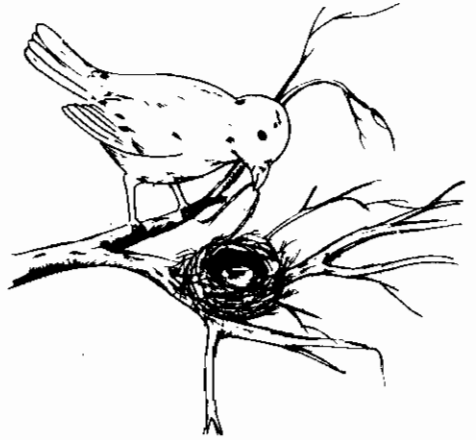




Nanbinéb-én
hen bumalyan
hen dan î-wi,
te hen tapena,
anapénda hen
bumalyanda.
Ya hen tapena,
anda ammaan
hen baléyda.
Danatto hen
dan anap ah
bumalyanda.

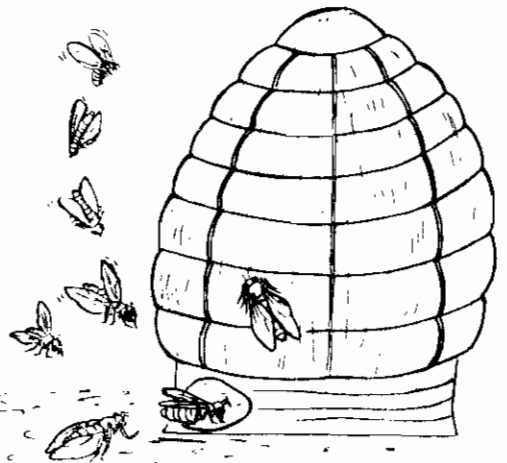



Animals live in different places,
for some look for a place to live
in, and others build their homes.
These look for a place to live in.




Didato hen
dan î-iwi way
man-amma ah
baléyda.


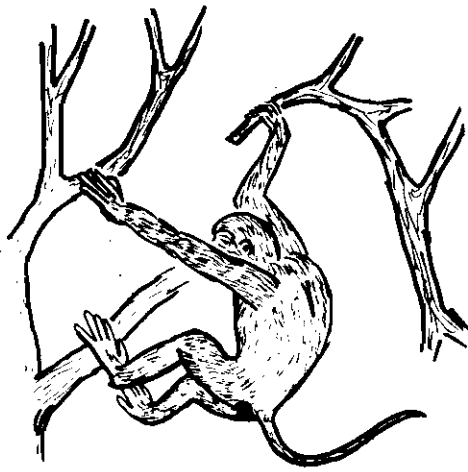
These animals build their
own homes.






Nanbinéb-én hen ekaman
hen dan î-iwi way manalan.







Animals move in different ways.



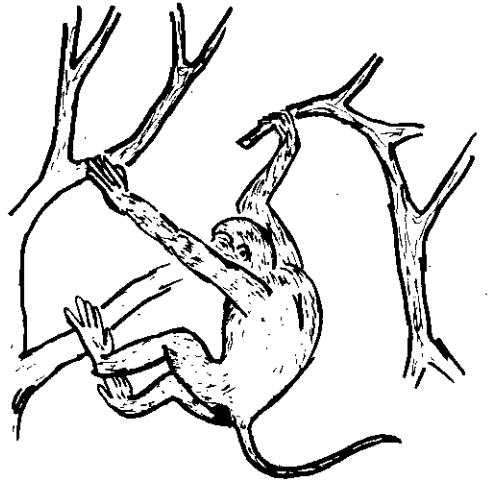





Yato hen ammaan antoday dan
î-iwi way mangenhalà hen adalda.

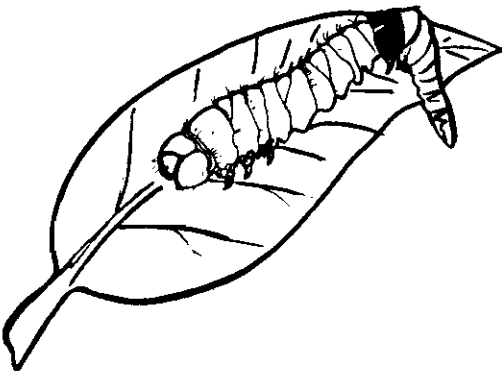
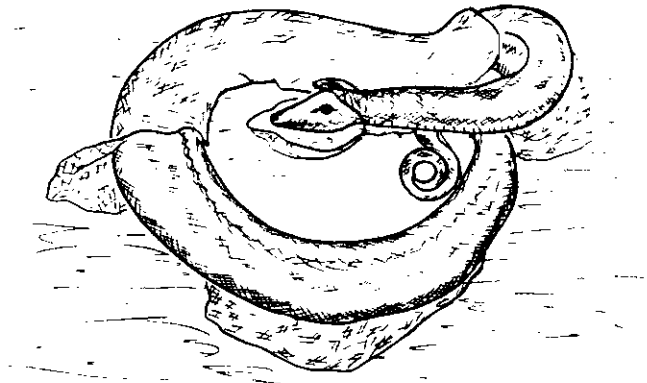


These pictures show
what animals do to
protect themselves.






Yato hen ekamanda way mamlég
hen dotdotda ya hen loh-opda.



These pictures show
what animals do to
change their coats.




ngaaà




heheheè

kaakkaak




baaaà




alol

kokkokokok





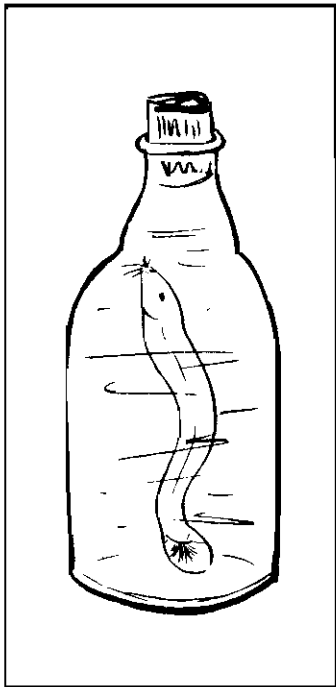










haaah








ngaw ngaw



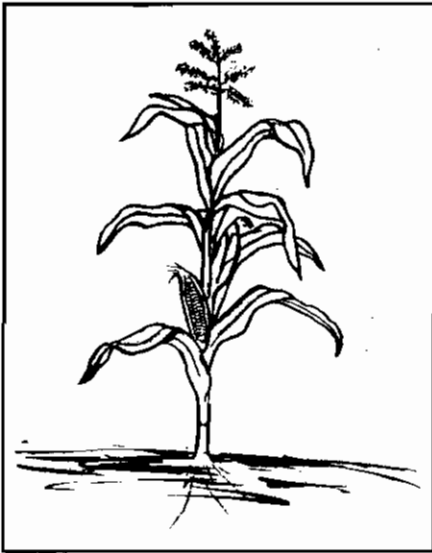














Kololanyu hen andiday dan î-iwi yanggay.










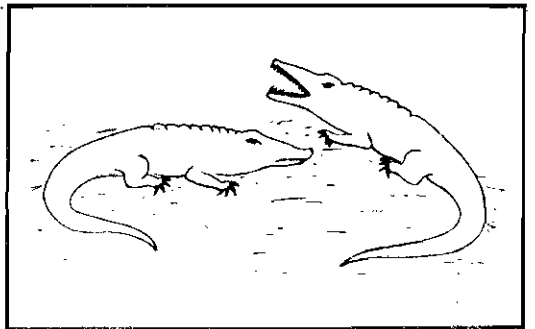
Color the animals only.

Kololanyu hen andiday dan î-iwi
way inggaw hen lota.

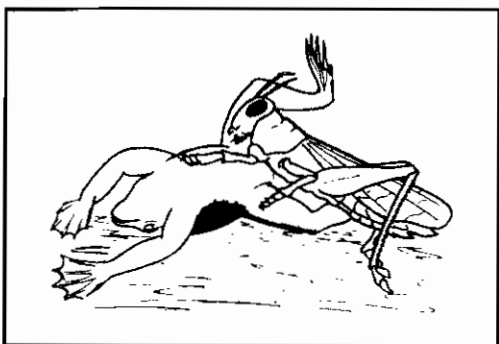





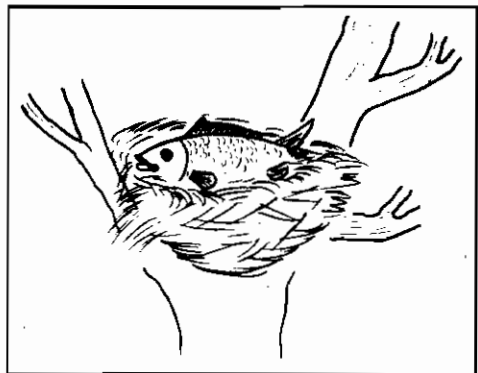




Color the animals
that live on land.



Ilanyu no heno hen neh-aw.




Find what is wrong in these pictures.

Beleaw-awényu hen “Oo” no “Oo” hen
 songbatna, ya “Adi” no “Adi” hen
 songbatna.

- | | | |
|--|----|-----|
| 1. Hen tokak, matagu hen danum ya hen tél-ag. | Oo | Adi |
| 2. An ometlog hen babuy. | Oo | Adi |
| 3. Opat hen he-en hen babuy. | Oo | Adi |
| 4. Homàgud hen kabayu. | Oo | Adi |
| 5. Hen gédiw wat da ometlog. | Oo | Adi |
| 6. Tomolong hen akop. | Oo | Adi |
| 7. Dan pasoso hen manò. | Oo | Adi |
| 8. Nalugit hen lalég. | Oo | Adi |
| 9. Adi malaklakay hen balakkan. | Oo | Adi |
| 10. Manganda amin hen dan î-iwi. | Oo | Adi |

Circle “yes” when the answer is “yes” and “no” when the answer is “no.” 1. A frog can live both in water and on land. 2. Pigs can lay eggs. 3. A pig has four legs. 4. A horse can gore with its horns. 5. Fish lay eggs. 6. The owl is helpful. 7. The chicken gives milk to its young. 8. Flies are dirty. 9. Snakes never grow old. 10. All animals eat.




2. Hen Mula




2. Plants



Danatto hen nanbinéb-én way mula.




These are the different
kinds of plants.





Mula hen
mangenyatagu hen
tatagu ya hen
tapenay man-î-iwi.



Man and the other kinds of animals live by eating plants.




Issan hen dan
î-iwi hen tubun
hen mula, hen
sabsabongna,
bukalna, ya anat
hen gutlangna.




Animals eat the leaves, flowers, seeds, and stems of plants.




Hen tatagu agé, iyataguda
hen tubun hen mula,
hen gutlangna, ulay
béghana, hen sabsabongna
ya hen bungana.





Man, also, lives by eating the
stems, roots, flowers, and fruits
of plants.




Maid adi miyusalan hen mula.
Mausal hen away ah baléy
yah ehelaw. Nokay hen tapenay
miyusalan hen mula way
nepepetdol ahto?



A B C D E F G H I J K L M N O P





Plants are useful for many things. Wood is used for shelter and light. What are some other ways that plants help us, shown in these pictures?





Hen mula agé hen malpowan hen
inunat ta waday epetay ya
iyuloh ya ilumbong.




Thread, which is made into
clothes and blankets, comes from
plants.



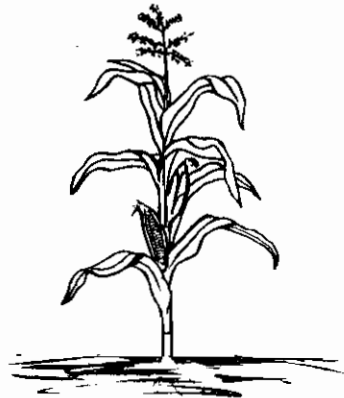


Epa-am-ammay hen mula hen baléy.
Maid buyan hen baléy no maid mula.




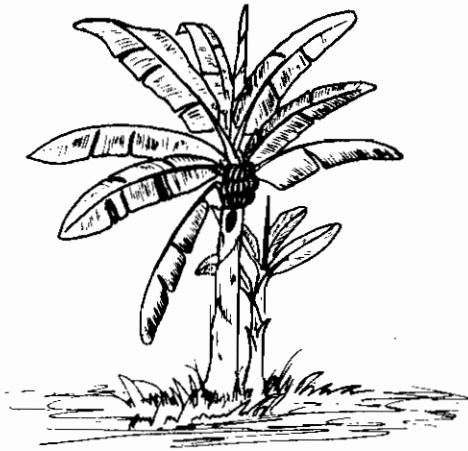
Plants beautify our homes. A house without plants lacks beauty.



Hen tapen hen mula, masapolda hen
dual way danum. Hen tapena, aket
yanggay hen masapolda way danum.



Some plants need plenty of water.
Some plants need little water.



Hen tapen hen mula, lomtàda hen atong, kaman hen balat, amangga, bangya, kayumeto ya tapaya.

Hen tapen agé hen mula, lomtàda hen ténéng, kaman hen balbal, apél ya potatas.



Some plants grow in hot places, like the banana, mango, pineapple, star apple, and papaya plants. Some plants grow in cold places, like pine and apple trees, and potatoes.




Yato hen mula way da masibusibugan.




Yato agé hen mula way anggay hen tubuna ah da màpat.

This plant is frequently watered.
This is the plant whose roots do not get watered.



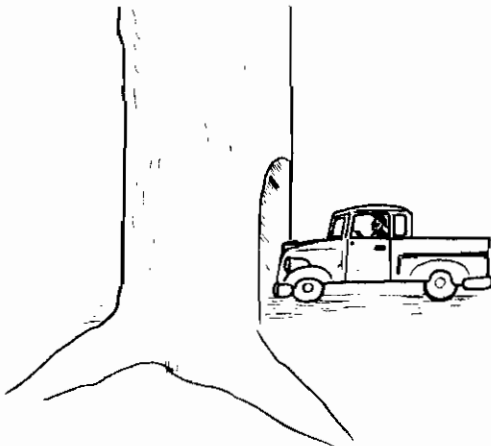
Yato way mula, mai-innitan.
Antoy iha, nalilinnongan.
Heno hen lablabang an danatto?
Pakay? Heno ngata hen ekaman
hen mula way uminum?



This plant is receiving sunlight.
This other one is shaded. Which
of these is robust? Why? How
does the plant drink water?



Didato hen éném way kalasen di
 mula. Wada hen away way adi
 omakayyang ya hen away way adi
 pomanga, ya anat hen ustoy away.
 Wada amin hen wa-al, hen hamdà,
 ya anat hen andiday adi lomtà hen
 lota way kaman hen ipos ayaghang.




These are the six kinds of plants.
 There are bushes and palm trees
 and branching trees. There are
 vines, vegetables, and airplants
 like the "monkey's tail."



Antoday mula way ngayug,
buwa, bitollong ya ballang,
adida pomanga. Laydénday
tumubu hen atong.

These coconut, betelnut, bitollong (wild betelnut) and ballang trees are called palm trees. They like to grow in warm places.



Hen didato way mula, pomangada
ngém adida omakayyang way télén.

Kaman hen gumamela, dongla,
rosal, dampaka.

Hen hamdà ya daloh, pomengeda
ngém adida omaway.

Bushes branch but don't grow high, like the gumamela, dongla, rosal, and champaca.
Vegetables and grass do not have woody stems.



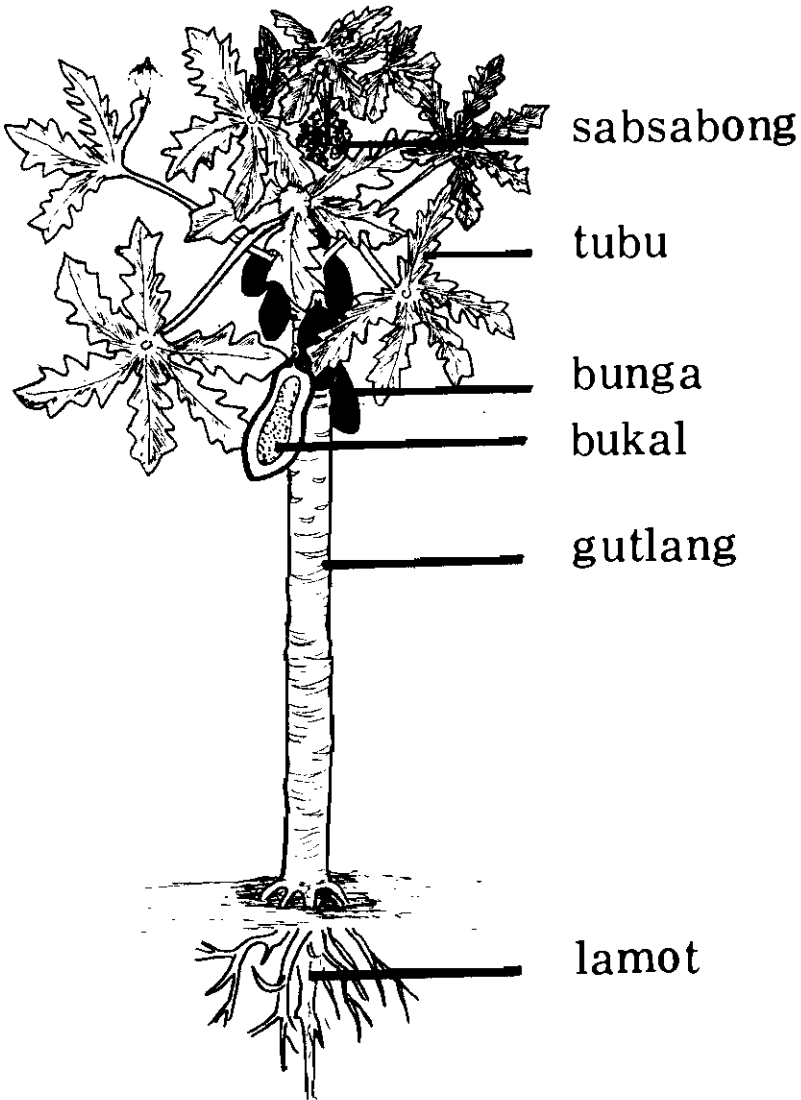
Danatto way mula, anda an omayat
 ono omalapeap, kaman hen antà,
 agit, putwilas, sayote, kalubbas
 ya kappelleg. Hen tapenay mula,

lomtâda hen
 away ya bato,
 kaman hen dao,
 lumuy, itang-itang
 ya apangdan.

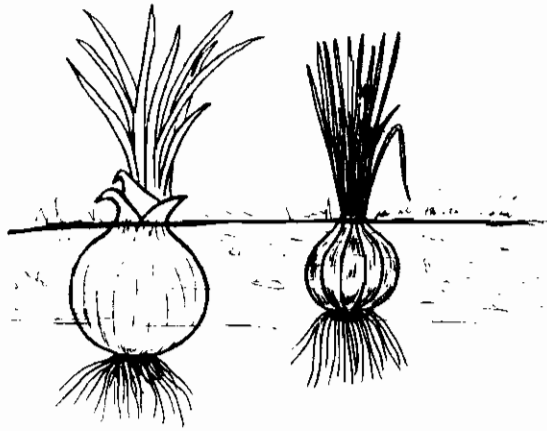


Vines are plants which climb or
 crawl, like beans, rattan, cha-
 yote, squash and kappelleg.
 Some plants grow on stones and
 trees, like lichens, orchids and
 itang-itang.

Didato hen ngadan
hen palten hen mula:



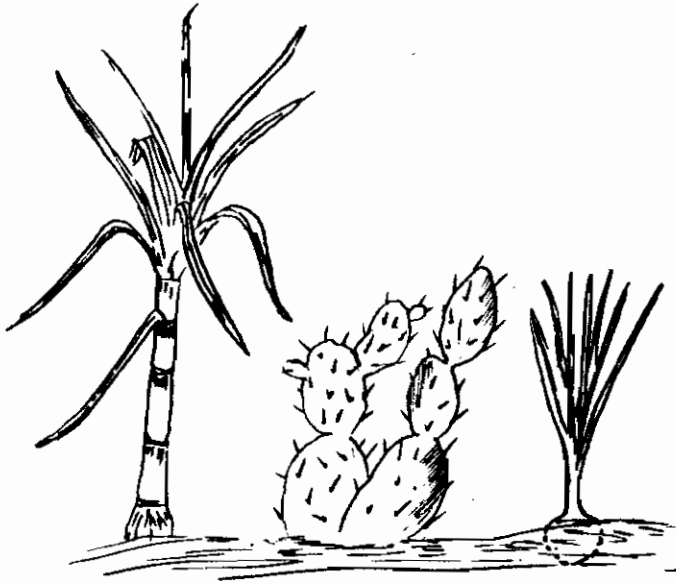
These are the names of the parts
of a plant: flower, leaf, fruit,
seed, stem, and root.



Hen lamot hen mangempatàdég hen
mula, wat no dakal hen mula way
kaman hen away, masapolna agé
hen danakkal way lamot. Ngém
no akettoy hen andi mula,
ulay akettoy hen lamotna.

The roots make a plant stand, so
a big plant like a tree needs big
roots. But if the plant is small,
small roots will do.





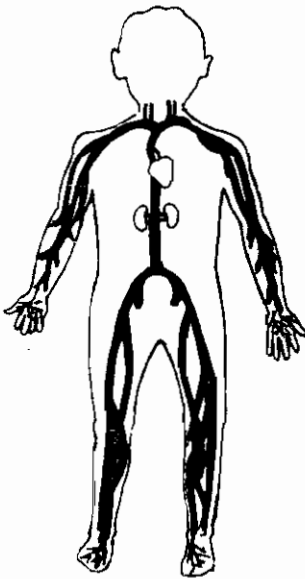
Aminay mula, wada hen gutlangna.
Hen tapenay mula,
wada agé hen bégahna.



All plants have stems. The stems
of some plants are called bulbs.




Hen tubun hen mula hen
mangamma hen anéna.




Hen tatagu, wada hen
ulatna way engwan hen
dalana. Hen tubu, wada hen kaman
ulatna way engwan hen anéna.

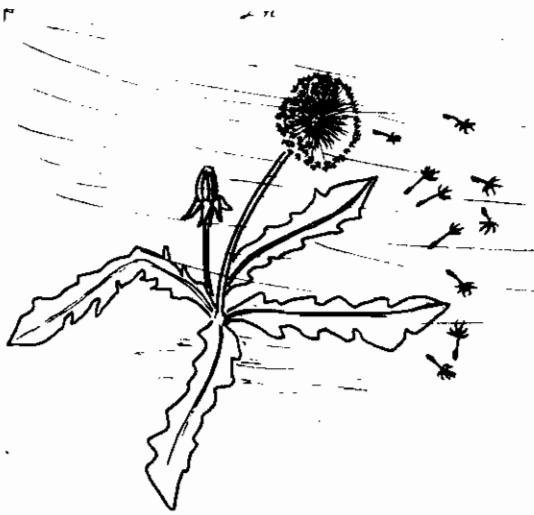
Leaves of plants make food for the plants. A person has veins which carry blood. A leaf has things like veins which carry its food.





Manabsabong hen mula ya
anat malmu hen bungana.




A plant flowers first before it
bears fruit.



Henon énnén hen
bukal hen mula
way miwa-at?




How are the seeds spread?



Ay bukal yanggay hen
gumana-an hen mula?

Do plants grow only from seeds?



tubu

lamot

bunga







sabsabong

gutlang

bukal

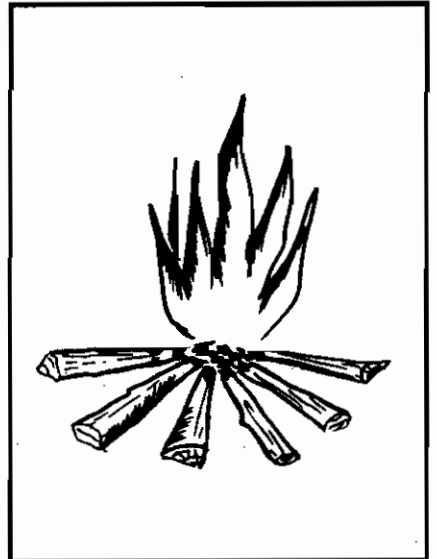




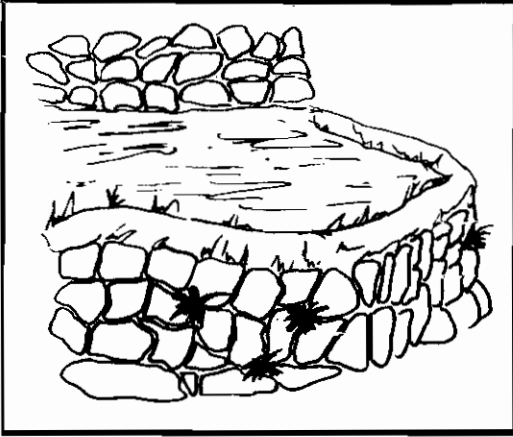
leaf, root, fruit, flower, stem,
seeds

Kololanyu andiday mula yanggay.



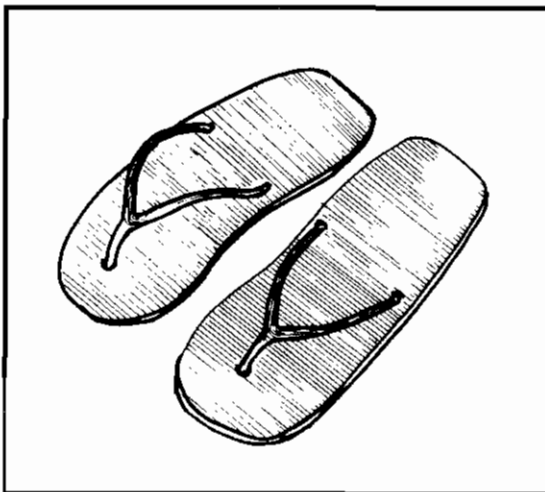

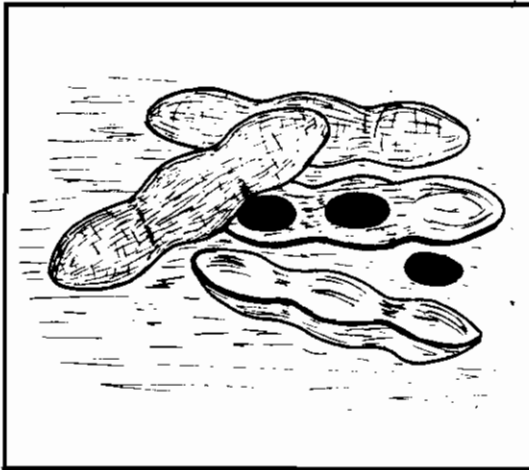
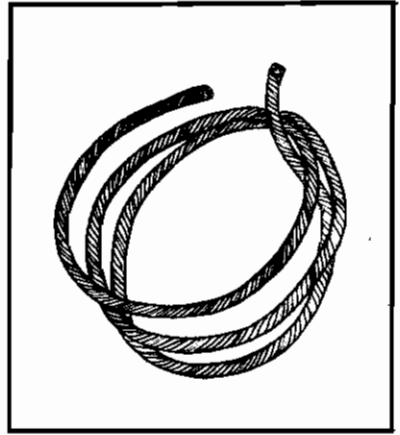
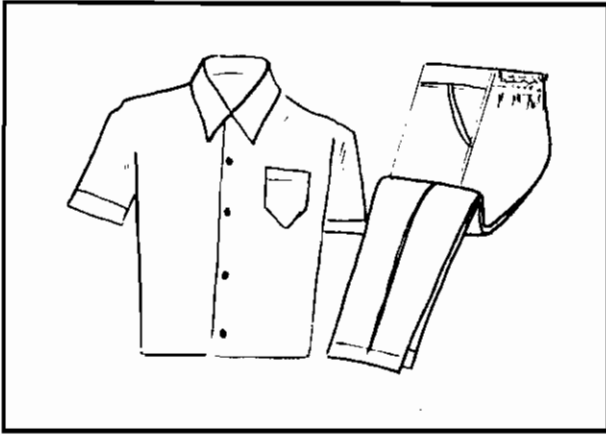
Color only the plants.

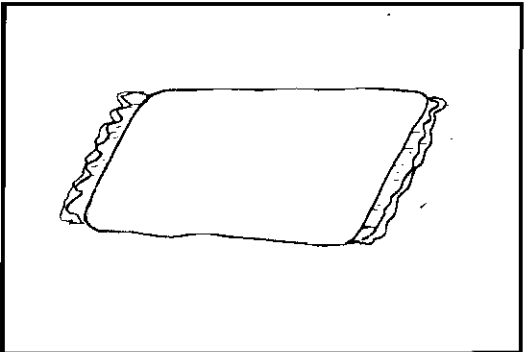
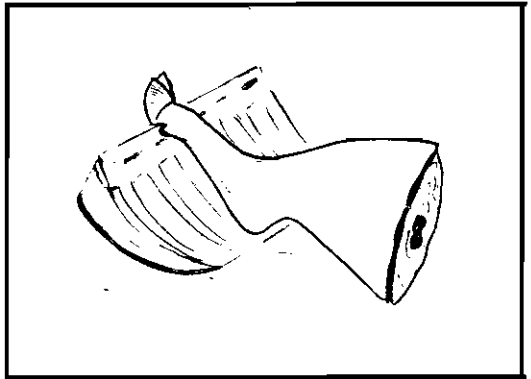

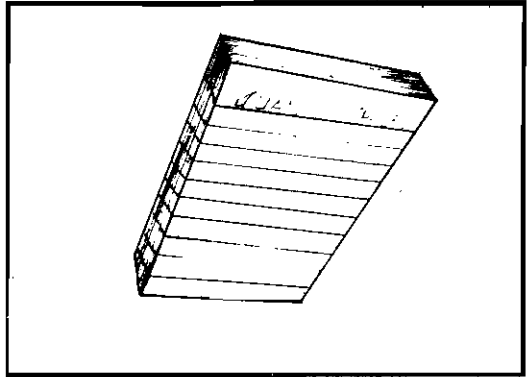


Kololanyu andiday
mempadakal hen mula.



Color the pictures of things that
make plants grow.

Kololanyu yanggay andiday
nalpo hen mula.





Color only the pictures of things which come from plants.


3. Hen Dumaklan ya Omolhiyan



3. That Which Makes Us Big and Strong.



Nokay hen
omenpaolheyan
ya omenpalaydan
an danatto?



How do these behaviors make us
strong and happy?





Yato hen onga
way manhida ah
heno way missa.

Yato hen onga
way adi manhida
ah hamdà. Ulay
balatongén adina
laydén.

Yadi yag dan
saket wat adi
mìyay-ayam.

This child does not eat vegetables. He does not like mungo beans. So he got sick, and now he cannot play. This child eats all his food.

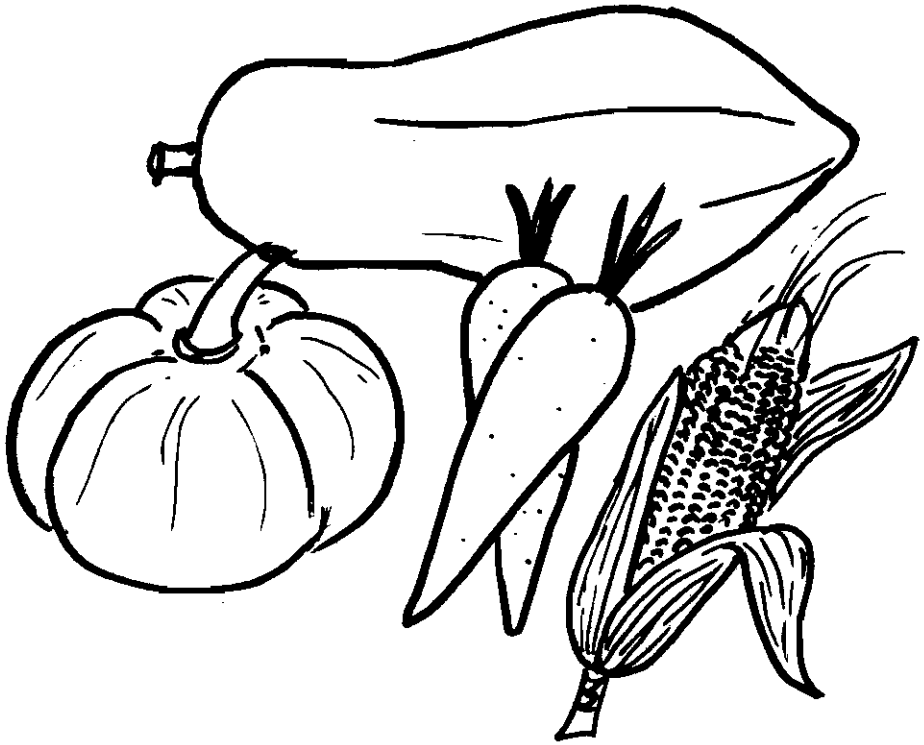




Didato way ma-an, tolonganda
hen adalta-aw ta adita ma-angéd
ya adita magùiban.


Dual hen etolong hen heno way
alinu ya umat agé hen tapaya
ya hen pagal.

These foods help us prevent colds and sores. There is much value in anything with a sour taste, and also in papaya and berries.



Adita màolap no manhidata-aw
an danatto, ya tolongan dita
ta adita magùiban agé.

We will not have night blindness
if we eat these foods. They also
help us not to have sores.




Didato hen missa way mempaolhe
ah adal ta adita nalaka way
mansaket, kaman hen kalni, gédiw,
etlog, antà, mani ya gatas.

Foods like meat, fish, eggs,
beans, peanuts, and milk are the
ones that make us strong so that
we do not get sick easily.

Danatto hen ma-an way bumhug
ya omempaolhe, kaman hen
isna, potatas, tenapay,
lòto, kahoy ya aba.



Foods like rice, potatoes, bread,
camote, cassava and gabi are fil-
ling and make us strong.



Anénta-aw danatto no battan
hen pennangan, kaman hen
tenapay, bunga, lòto, unah,
day-at ya kendi.

We eat foods like bread, fruits,
camote, sugar cane, sticky rice,
and candy in between meals.

Heno an danatto hen ammay
ah ekaman no manganta?




What are good manners to use
when you are eating?



Nanasséy antoy onga ta
man-inungal hen adalna te
yadi hen dumaklana.


This child is sleeping, for that is
what helps him to grow.



No man-ammata ya man-in-innangota
wat olheolheta.



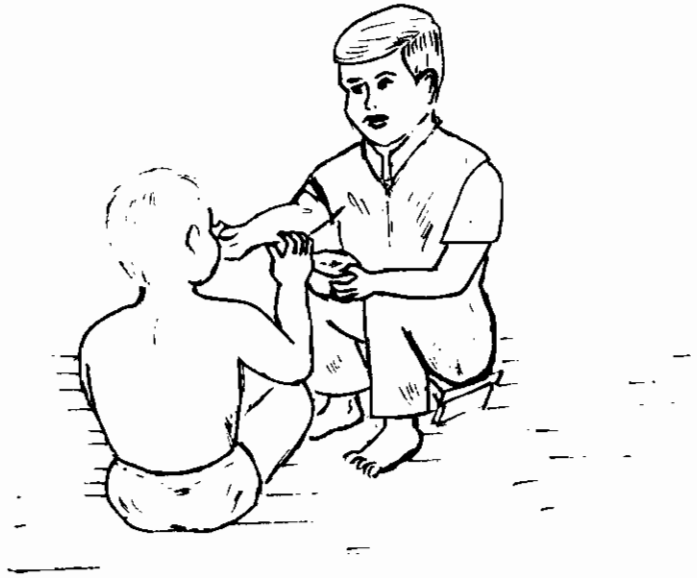
If we work and play,
we will be strong.



Nokay hen ammaan ta
adita maotowan, adita
matom-an, adita
maggulid, adita
maolangan, ya ta adi
man-agub di tapà?

What must we do so that we will
not have head lice, bed lice, skin
sores, worms, and bad breath?



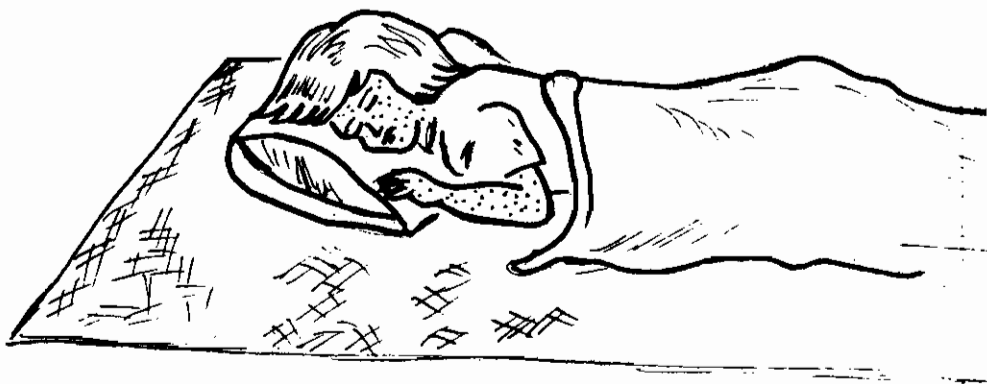


Dana tolongan hen
enawdina ta laylayad.



Helping his younger brother
makes this boy happy. Obey your
parents in order to be happy.

Abulotonta agé hen dàda-al
wat lomaylayadta.



No makkolennatta, adita gumgumhad.

Man-u-ulohta ta dumodolnatta.

I-inggawta hen helang ta adi
madadael hen mata.

Uminumta agé ah aspirin ya sulba.

If you have the measles, don't leave the house. Cover yourself with a blanket to keep you warm. Stay in the dark to protect your eyes. Also, take aspirin and sulfa.



No ma-angédta, dualén way uminum
ah danum ya anén hen heno way dan
alinu. Dolnat hen ilumbong.
Aditan ép-épat ya adita dan
ga-aga-ay te mayawyawanta.

If you have a cold, drink plenty of water and eat anything sour. Wear warm clothing. Don't get wet in the rain and don't stay outside, because you might get chilled.



No mansigab di ulu, mantongawta.
Uminumta ah aspirin ya idê-ép
hen nàpat way panyu ono gamet
hen etong ta téménéng.

If you have a headache, stay at home. Take some aspirin and put a wet handkerchief or a piece of cloth on your forehead so it will be cooler.



No manbéyahta, dualén way
uminum ah nepa-atong way
danum. Adita mangan ah bunga
ya heno way nakata.

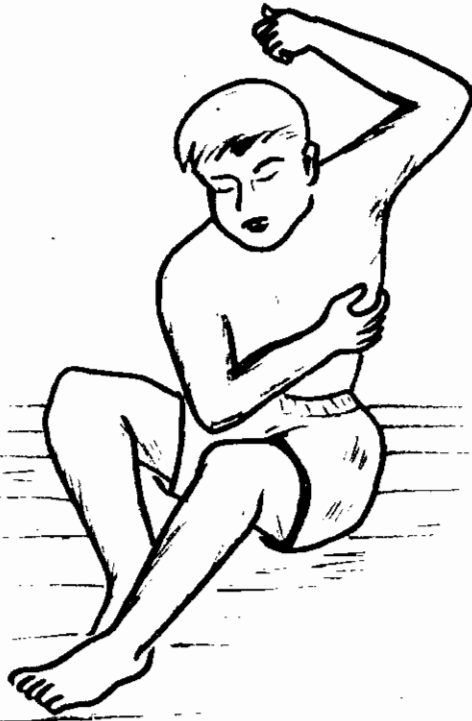
Manbulubuluta ya antaat mangan.

Masapol uminumta ah agah.

If you have diarrhea, drink plenty of warm water. Don't eat fruits or anything raw. Wash your hands well before eating. You should take medicine.


No maggulidta, man-a-amméhta
te maid kasen malpowan hen
gulid no adi hen lagét.

Masapol nadalos hen ilumbong ya
nadalos hen iyuloh ya iyannap.



If you have skin sores, you must take a bath often because dirt is what causes sores. You should have clean clothes, clean blankets, and a clean mat.

Ehoopno hen ngadan hen saket
 hen ustoy mempawan naddi.



angéd


olang

gulid




totò

oto



natayyungaw



colds, worms, sores, toothaches,
 headlice, beriberi.

Connect the sickness with the pic-
 ture which shows how to prevent
 or cure it.

Laenényu andiday ma-an way
tomolong hen adal.

buwa

petday

kendi

isna

etlog

kalni

kammaleng

gédiw



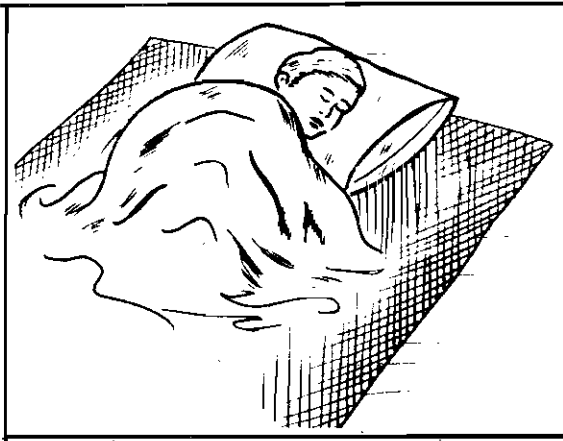
tapaya

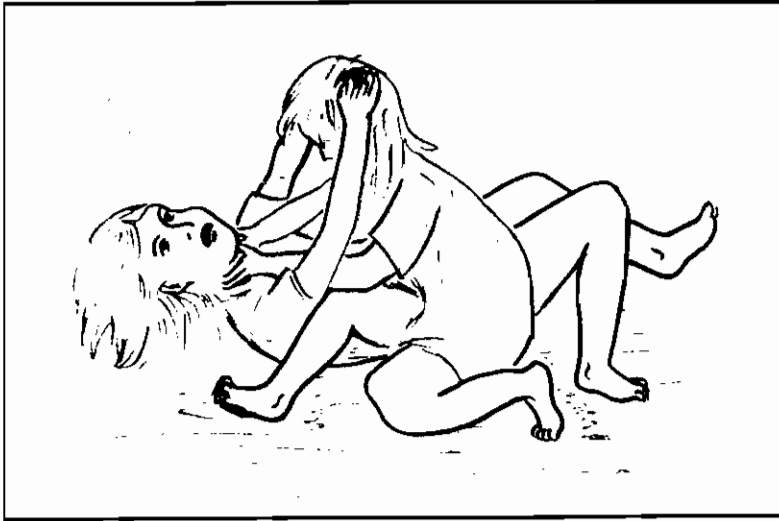

bayah

Underline the foods that help our body. betel nut, pechay, candy, rice,
eggs, meat, pepper, fish, papaya, wine.




Kololanyu hen andiday masapol
ta dumakalta ya omolheta.





Color the pictures of what makes us grow and makes us strong.




4. Uminit ya Umudan




4. Sunshine and Rain

Didato hen kalasen di ag-agaw.



Dan yawyaw.

Da uminit.



Da umudan.



These are the different kinds of weather. It is windy. It is sunny. It is raining.



Antoy onga
nankakappote.



Antoy onga
nanpapayong.




Antoy onga nansusuwitél.
Antoy éha nandaket agé.


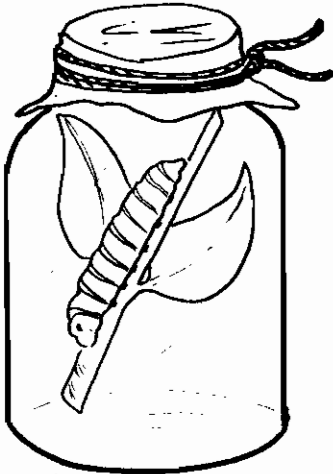
This child is wearing a raincoat. This child is using an umbrella. One child is wearing a sweater. The other one is wearing a jacket.

Man-ap-apponta-aw.
Melaokà hen danum.
Hénggépà ah adalyu.
Lomokolokà hen lota.
Homloà hen ulay akettoy
way abbot.
Hen hélag hen maidà ya
adiayu makaila an haén.
Henowà?

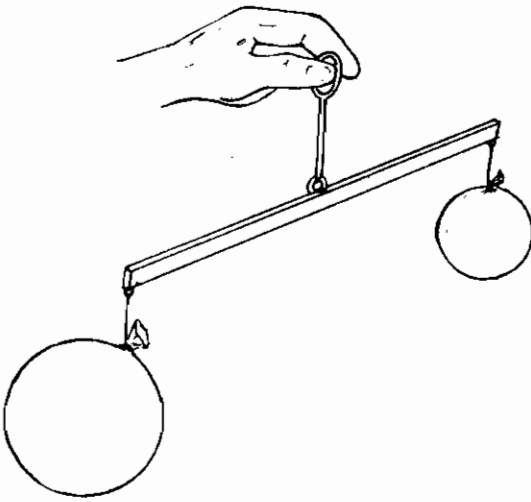
Let's have a riddle.
I can be mixed with water.
I can come inside your body.
I can go into the soil.
I can go through tiny holes.
I am not found on the moon,
and you cannot see me.
What am I?



Nanbinéb-én hen mausalan hen angin. Amin way man-î-iwi masapolda hen angin. Ulay mula masapolda agé. Masapol agé hen apoy hen angin.




There are different uses of air. All living things need air. Even plants need air. Fire also needs air.




Daghén hen angin.

Omenpaténéng agé
hen angin.



Matéy hen apoy
no maid angin.





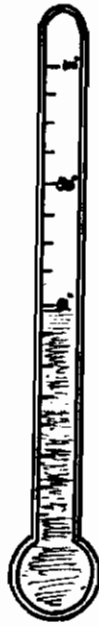
Air has weight. Air also can make
us cool. Fire dies if it has no air.



Dual hen kausalan hen
yawyaw. Languwéna
hen senoblakan.
Epa-andalna antoy
makena ya itùyudna
agé hen bangka.

There are many uses of wind. It dries wet clothes. It causes this machine to go and it also pushes boats.

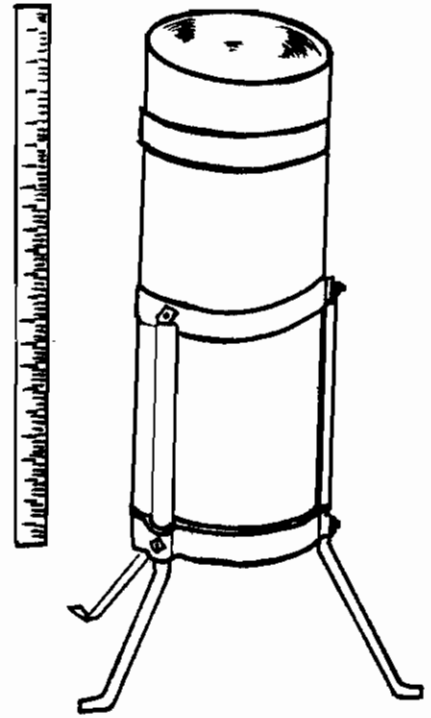




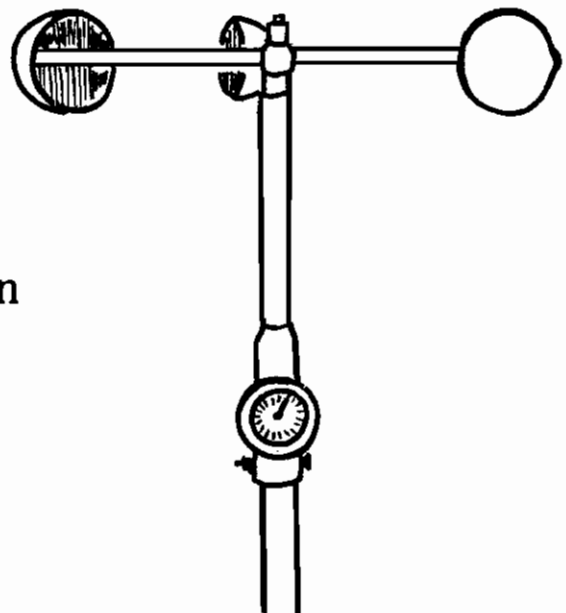
Yato hen ekatdeen
telmomitel. Yato
hen mangil-an
no kamana hen
ka-atong hen
ag-agaw.


Yato hen
anemomitel.
Ibagana hen kapegsan
hen yawyaw.

This is a thermometer. It shows us how hot the day is. This measures the amount of rainfall. This is an anemometer. It tells the speed of the wind.




Yato hen
mangamang hen
kadual hen
udan.



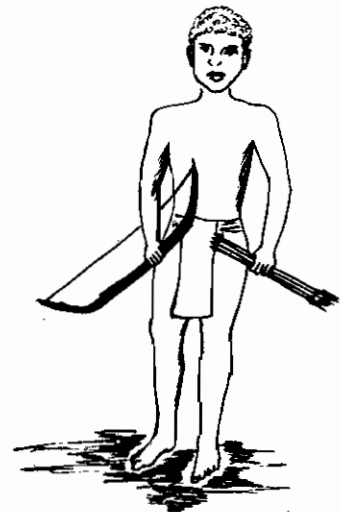


Hen danum, lomongahaw wat éméy
ad udu. No éméy ad udu, mambalin
ah bunat yag no dumaghén hen
bunat, màdég yag udan.


Water turns into steam and rises in the air. When it goes up, it forms clouds. When the clouds become heavy with moisture, rain falls from the clouds.



Hen init, helawana hen lota,
ya epa-atongna hen lota agé.



The sun lights the earth and it
also heats the earth.



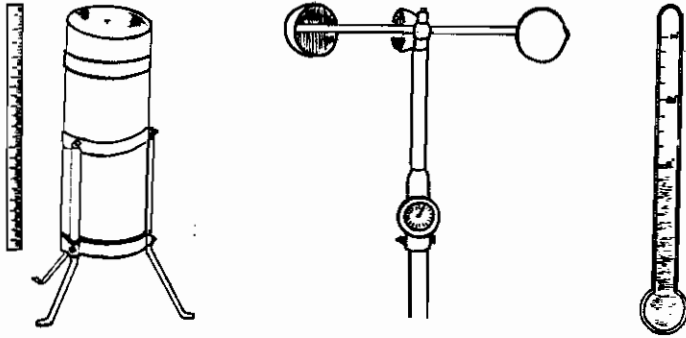
Adi umissa hen telag.

No dan lémlém ya da agé uminit,
mabalin hen telag.

The rainbow does not eat us. If the sun is shining, and at the same time it is misting, a rainbow is formed.

Laenényu hen usto way songbatna.

1. Hen daket, usalén no
(atong, tongnin).
2. Hen kapote, usalén no
(udan, ongag).
3. No ngéttégan hen bunat wat
(umudan, uminit).
4. Hen





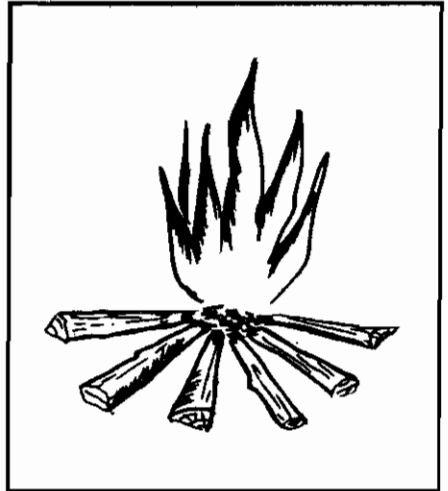



epailana hen ka-atong hen ag-agaw.

5. Hen apoy, matéy no maid
(angin, danum).
6. (Matéy, matagu) hen man-î-iwi
no maid angin.
7. Hen lota
(nabokbokkal, nantatannap).
8. No da uminit ya dan lémlém,
malmu hen (telag, bunat).
9. Hen bali
(gayyumta-aw, kabusolta-aw).

Underline the correct answer. 1. A jacket is worn when it is (warm, cold).
2. A raincoat is used when it is (raining, shining). 3. If the clouds are
dark, it will (rain, shine). 4. The (pictures) shows how hot the day is.
5. Fire will be put out if there is no (air, water). 6. An animal will (live,
die) if there is no air. 7. The earth is (round, flat). 8. If it is shining and at
the same time misting, there is (a rainbow, clouds). 9. The storm is our
(friend, enemy).

| Lones | Pegwana | Petlona |
|--------|---------|-----------|
| | | |
| | | |
| | | |
| Monday | Tuesday | Wednesday |

Kololanyu hen mansapol ah angin.




Color the things that need air.

5. Hen Wada ad Udu




5. Things in the Sky

Didato hen maila ad udu.




init




hélag

Hen labi, maila hen hélag ya talaw. Hen ag-agaw, maila hen init. No hen-algawan, maila agé hen hélag no ag-agaw.




talaw


Sun, moon, stars. At night we see the stars. In the daytime, we can see the sun. Sometimes we also see the moon during the day.



No hen-algawan, wada hen
ngéttégan way maila hen init,
ngém adita koma bebéttégén hen
init te mabbulagta.

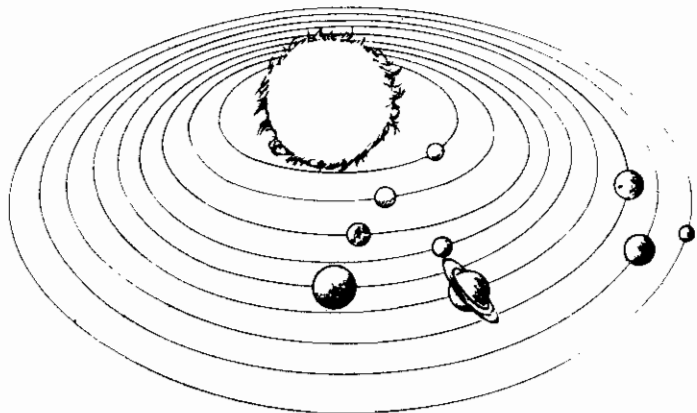




Sometimes we see black spots on the sun, but we must not stare at the sun because that will make us blind.



Hen init, nabokal
way apoy. Hen
antoy lota, dana liwéliwéhén hen
init. Wadada hen kaman antoy lota
ad udu way dada agé liwéliwéhén
hen init.

The sun is a ball of fire. Our earth goes around the sun. There are other worlds like the earth, up in the sky, which are going around the sun, too.







Pakay wada hen à-aho?




Why are there shadows?






Maila hen talaw ad udu no
madhém. Padong hen talaw hen
init ngém adi unay malèna hen
ka-atong hen talaw ya adida
unay homelaw te adawwéyda way
télén. Dada agé man-em-e-em-em.


We see the stars at night. The stars are like the sun but we cannot feel the heat from them and they do not give much light because they are very far away. They are also twinkling.




Yato way topon di talaw, wat
binab-allaes.
Adi man-at-aton hen talaw.



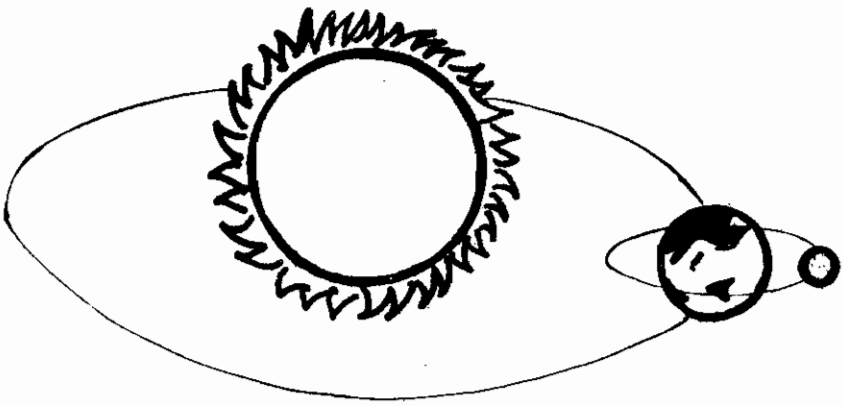
This group of stars is called Orion. Stars don't change positions.




Yato hen penalpalto way
ekatta-aw, ngém hen tapena,
ngenadnanda ah penàpa-aw.



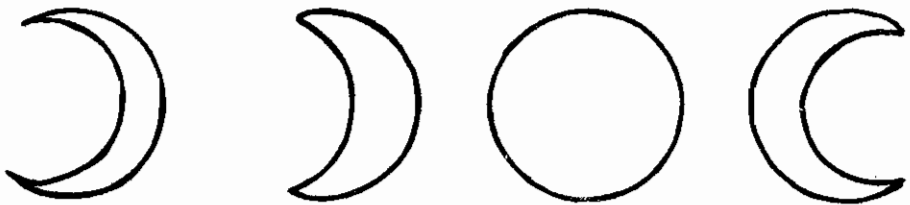
This is what we call the Hammer, but others call it the Dipper.



Yato hen ekaman da init an lota.




Henehellawan hen init hen hélag
 wat hen helaw hen hélag, yadi
 hen halan hen init.



Danatto hen nanbinéb-én way
 ilan hen hélag.

This is the position of the sun and the earth. The sun shines on the moon; moonlight is the reflection of the sun. These are the different phases of the moon.




Yato an Neil Armstrong way da manad-alan hen hélag. Maid angin hen hélag. Heno way éméy hen hélag, yumagpaw te nakapsot hen hélag way omagamid.




This is Neil Armstrong walking on the moon. There is no air on the moon. Whoever goes to the moon becomes less heavy because the moon's gravity is weak.

Yato hen “laket” way dan luganan
hen tatagu way éméy hen hélag.




This is the rocket used by men
going to the moon.




Da omapoy hen namégnad
way galadu te maligwat.

The first stage is firing as the
rocket starts out.

Da màdég hen namégnad
te namin hen petolyuna.



The first stage is falling off because the fuel in that stage has been consumed.



No da émé-éméy ad udu-udu,
màdég agé andi metéb way galadu
te mamin hen petolyuna agé.


As it is going up, up, in the sky, the second stage falls off because that fuel is gone also.

Yato hen ekakammanda way
manlulugan hen “laket”.




These are the men riding inside
the rocket.

Duwa yanggay way tatagu hen émhép
hen hélag. Mataynan hen andi
ma-atlo ad udu way dan liwéliwéh.




Only two people land on the moon. The third goes around the moon.




Dual hen anapén andiday émméy ah
hélag ya dual agé hen ammaanda.

There is much to be discovered about the moon by those who go there, and
so they do many things there.

No malpas hen ammaanda,
mambangadda hen andi ibada way
dan liwéliwéh hen hélag.
Manhoopda wat mambangadda
hen antoy lota.

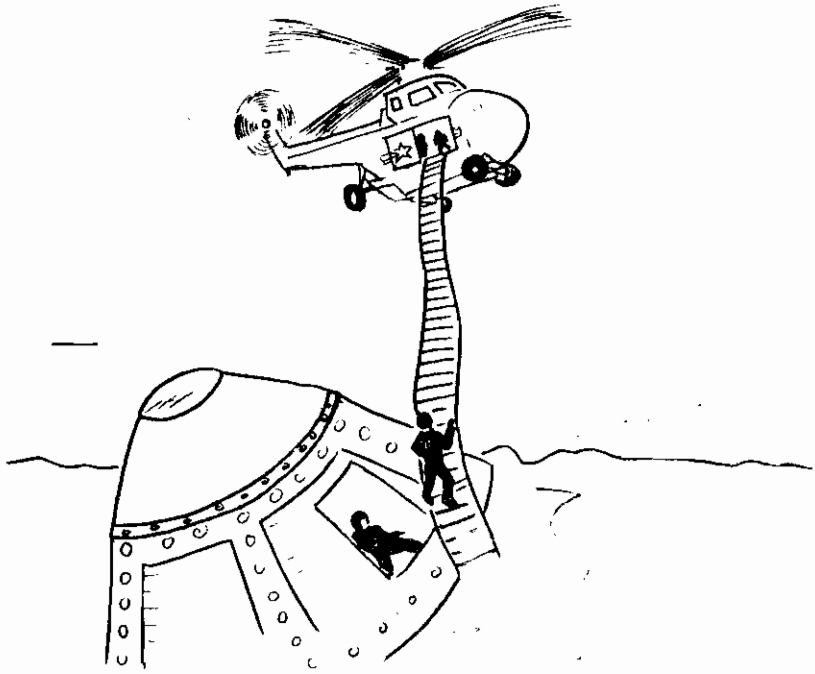


When their work is done, the men join the one who is going around the moon. Then they all return to earth.




No manbangadda antoy lota,
metap-al andi inémhép hen hélag.
Mepassong hen danum hen andi
nanluluggananda hen émhépanda
hen antoy lota.

As they leave for the earth, the rocket that landed on the moon is thrown away. The men will land in the ocean when they come down to earth.



Alan andi helekoptél dida ya
annaat ilugan dida hen papol.



The helicopter will pick them up
and take them to the ship.

Lopasényu dato.

1. Hen helaw hen hélag, yadi hen
halan hen _____.
2. Hen tapena ekatdéén Penàpa-aw
hen _____.
3. Umiddat hen init ah
_____ ya atong.
4. Atteattè hen à-aho no
_____.
5. Màdéng hen tapen hen laket no
mamin hen _____.
6. Yumagpaw hen tatagu no éméy
hen hélag te nakapsot hen hélag
way _____.

petolyuna

helaw

omagamid







Penalpalto

init

manggawa

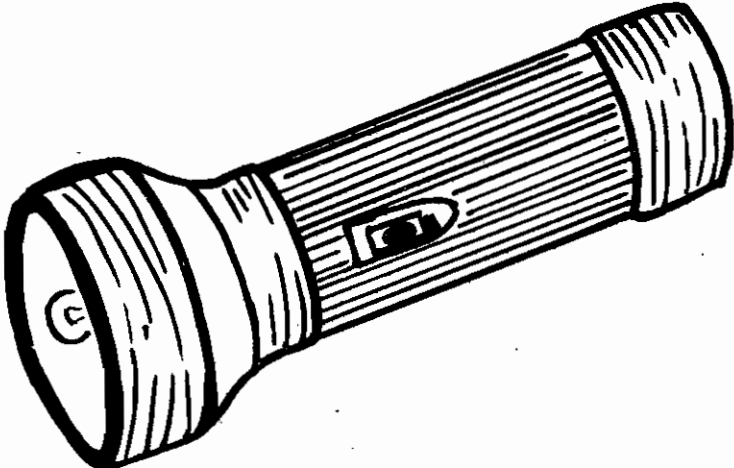
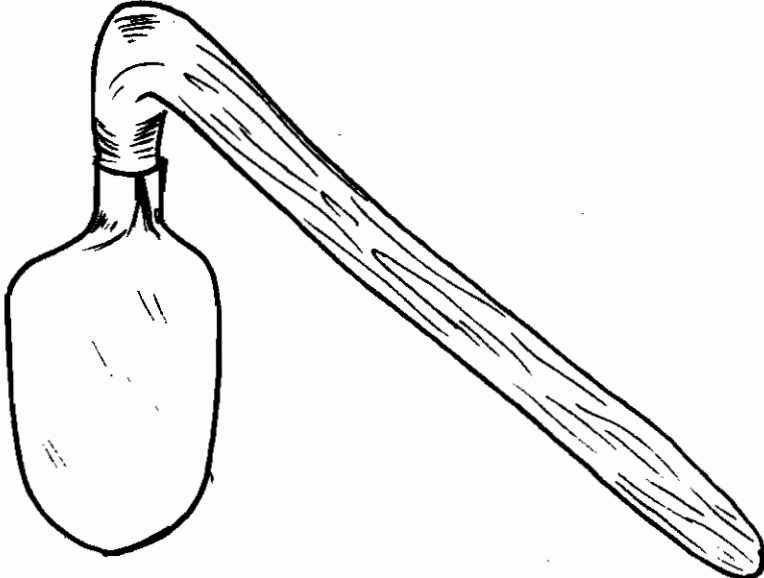
Complete these. 1. The light of the moon is the reflection of the _____.
2. Some call the Dipper the _____. 3. The sun gives us _____ and
heat. 4. A shadow is shortest at _____. 5. Parts of the rocket fall off
when there is no more _____. 6. A person who goes to the moon gets
very light because the moon's _____ is very weak.
gas, light, gravity, Hammer, sun, noon.

Kololanyu hen aminay da luganan
andiday da éméy hen hélag.

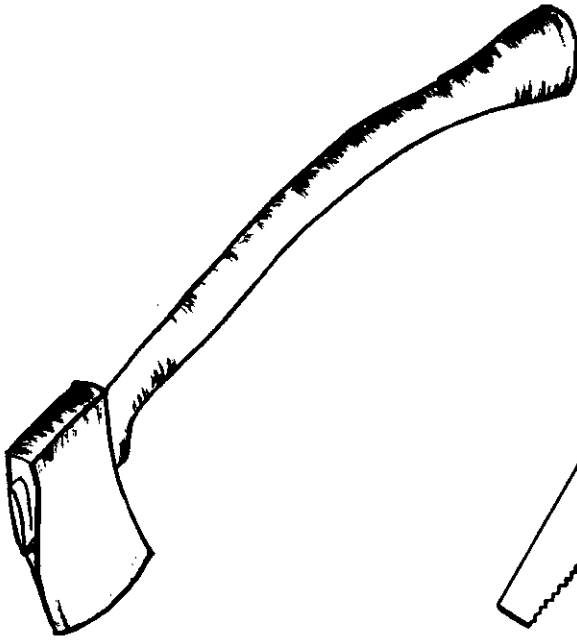


Color only the vehicles used by
men going to the moon and re-
turning to land again.

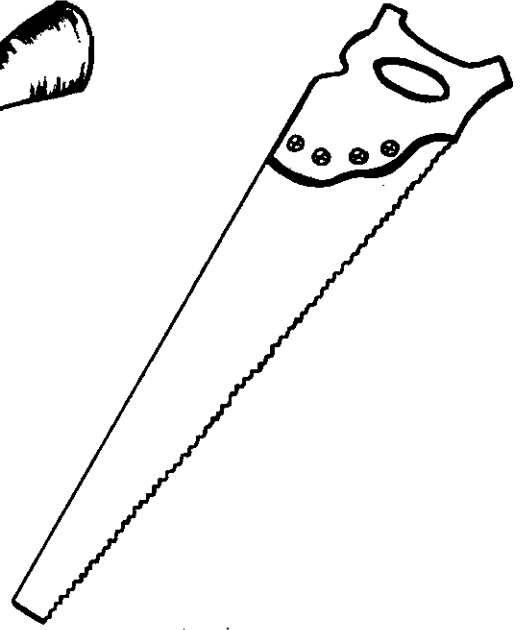
6. Hen Mausal No Man-amma



6. Thing we Use When Working.




potaw

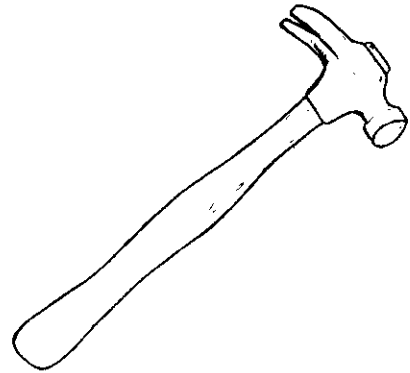


lagadi

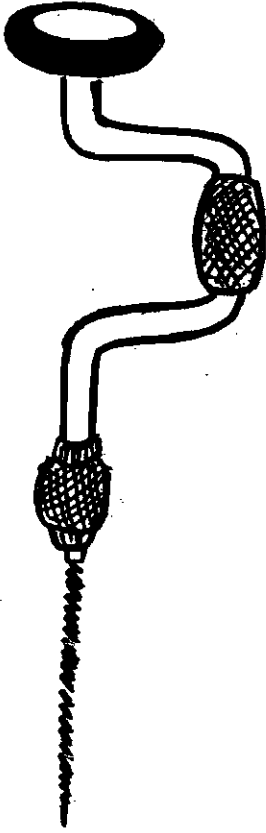
Antodayan hen tomolong hen
tatagu way man-amma.




pala



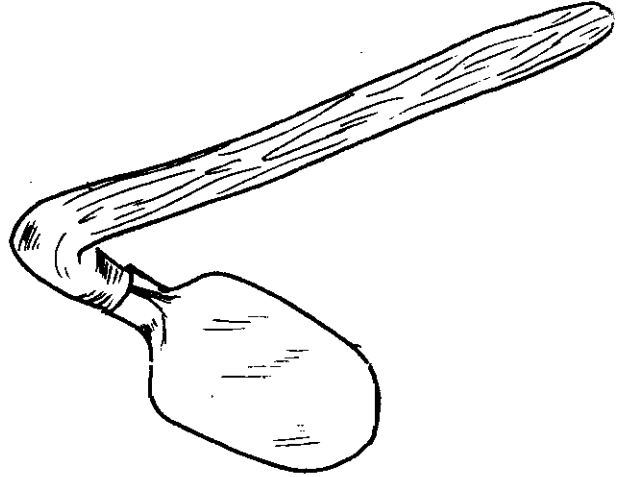
maltilyu



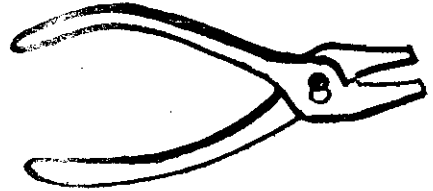
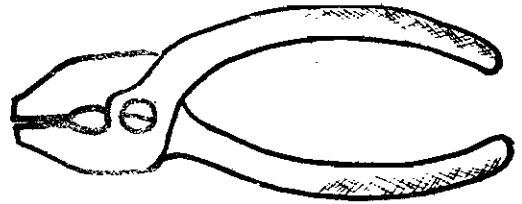
balena



bangid

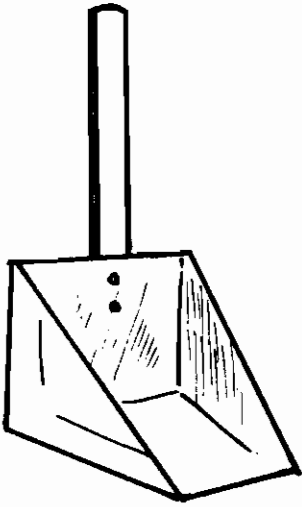


landù

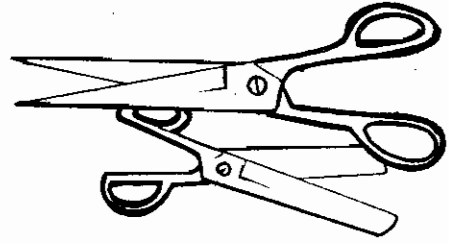


ipet

These things help people in their work. ax, saw, shovel, hammer, bolo, drill, hand hoe, pliers.

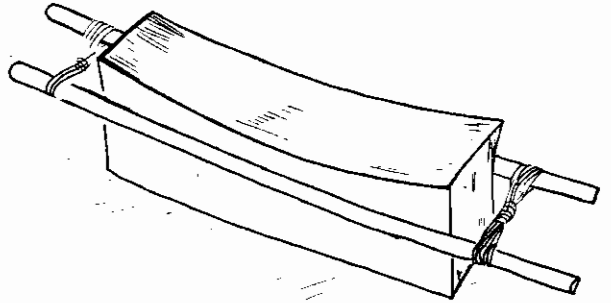


hagàlop

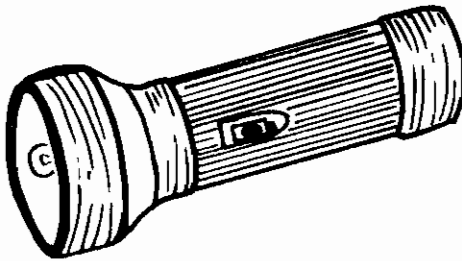


gitteng


Danatto hen
data-aw usalén
ah baléy.




haytan



poslaet



dagum



hagad




salten



These are tools which we use in the house. dustpan, scissors, knife sharpener, flashlight, needle, broom, frying pan, basin.



palangga




Heno way ma-ammaan, nalaklaka
no an akkeakketén.

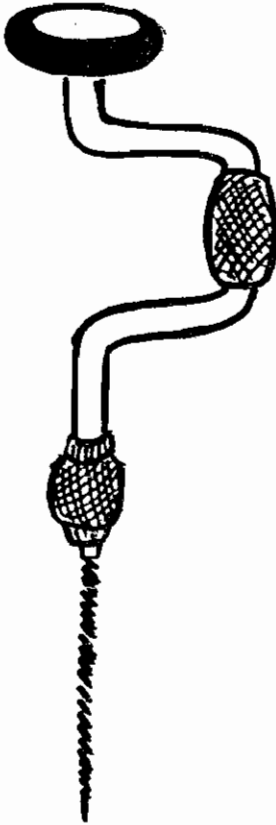


Everything we do is easier if we
do it little by little.

Lonay hen mausalan
hen dan posposepos.
Amin antoday nepepetdol,
wada hen dan posposepos.




makena



balena

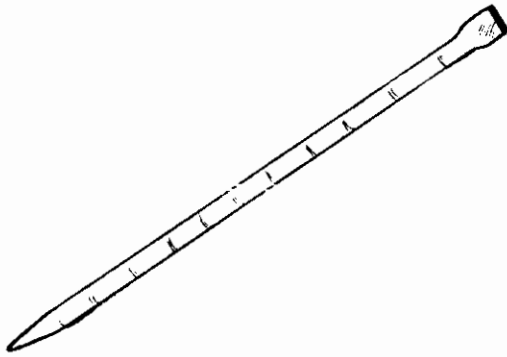


oplano




talak

Wheels are used in many ways.
All the things pictured have
wheels. drill, sewing machine,
airplane, car.



baliyang



pala

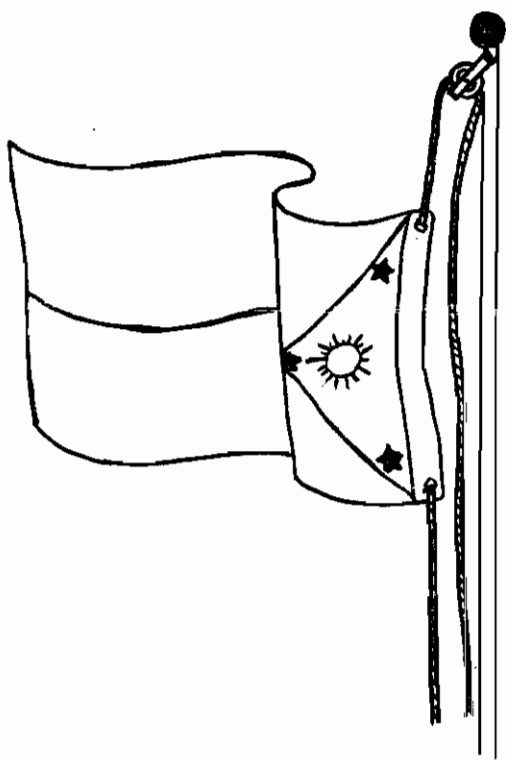
Didato hen lamenta way mausal no
epàpàéy hen amin way daghén.



ohwel

These are the tools we use when moving heavy things. crowbar, shovel,
lever.

Yato hen lamenta
way tomolong way
mangentànang
ah egad.

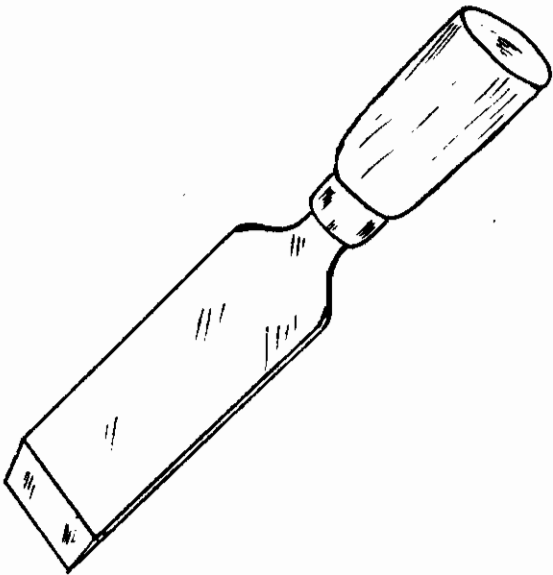


This tool is used to help lift things.

Antoday lamenta hen tomolong an
dita-aw way mangenwakas an heno.

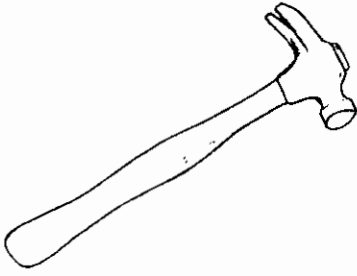


pahà




olet


These tools help us to break
things apart. wedge, chisel.



Hen olhen hen
tatagu hen
mangemposet
hen maltilyu.



Hen yawyaw hen
mangempéy hen
bangka.




Hen batele hen
mangempasgéd
hen poslaet.







Hen petolyu
hen da
mangempa-andal
hen oplano.

It is the strength of the person that makes the hammer hit things. It is the wind that moves the boat. It is the battery that lights the flashlight. It is the gasoline that makes the airplane fly.




Heno hen malpowan hen
atong ya helaw?





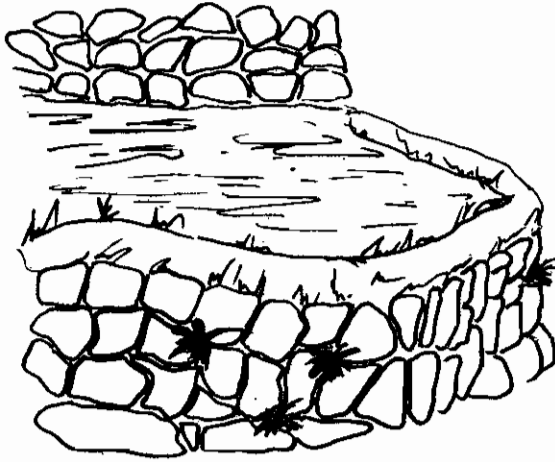
Where do heat and light come from?





Pakay masapol hen danum?





Why do we need water?

