

I Mapalungo a Mabasa



Dupaninan Agta

I Mapalungo a Mabasa

Preprimer

Summer Institute of Linguistics
Publisher
1995

Published
in cooperation with the
Commission on Philippine Languages
and the
Department of Education Culture and Sports Manila, Philippines

This book or any part thereof may be copied or adapted and reproduced for use by any entity of the Department of Education, Culture and Sports without permission from the Summer Institute of Linguistics. If there are other organizations or agencies who would like to copy or adapt this book, we request that permission first be obtained by writing to:

Summer Institute of Linguistics
P.O. Box 2270 CPO
1099 Manila

Additional copies of this publication may be obtained from:

Book Depository
P.O. Box 2270 CPO
1099 Manila

We wish to express appreciation to the Swedish International
Development Authority (SIDA) and the Holiness Union Mission of
Sweden (HUM) for their assistance in the production of this publication.

A preprimer in Eastern Cagayan Dupaninan Agta
75.4-895-2C 52.20P-956032B
ISBN 971-18-0255-4
Printed in the Philippines



REPUBLIC OF THE PHILIPPINES
DEPARTMENT OF EDUCATION, CULTURE AND SPORTS
Meralco Avenue, Pasig, Metro Manila

OFFICE OF THE SECRETARY

Panang Salita

Ang mga isla, kagubatan at mga kabundukan ng ating bansa ay tahanan ng iba't-ibang pamayanang kultural na ang bawat isa ay may sariling wika at kaugalian. Ang ating kultura ay mahatagang piraso ng magandang mosaik at iyan ang bansang Pilipinas.

Ang ating bansa ay mayroong utang na loob sa pamayanang kultural. Maraming panahon na ang nagdaan na ang kaugalian, wika at magandang layunin ay nakatuloag sa ikauunlad ng ating makabansang pagkamamamayan. Maipagmamalaki natin ang ating pamanang Pilipino habang nagkakaroon tayo ag malawak na pang-unawa sa mga kulturang ito.

Sa mga kadahilanang ito, kinakailangang mapangalagaan ang mga wika at kinaugaliang pamayanang kultural ng Pilipino. Ang aklat na ito, na nasa wika ng pamayanang kultural ny may layuaing tumulong sa pangangalaga nito. Ito ay ginawa para mapaghusay ang kakayahan sa pagbasa at pag-unawa, at pare palawakin pa ang kaalaman sa pamamagitan ng pagbasa sa sariling wika. Ang paraang ito ng pag-aaral sa pamamagitan ng paggamit og unang wika ay makapagpapaangat sa sariliag wika at ang pagbabasa nito ay isang kapaki-pakinahang na karanasan.

Dahil dito, lobis ang pasasalamat ng sambayanang Pilipino sa Summer Institute of Linguistics (SIL) dahil so kanilang pagsusumigasi na mapanatili at mapalaganap ang kulturang Pilipino sa pamamagitan ng babasahing ito.

Ikinararangal, kung gayan, ng Kagawaran ng Edukasyon, Kultura at Sports na ipakilala ang aklat na ito, ang pinakabagang edisyon, para mapaunlad ang karunungan bumasa't sumulat sa pamayanang kultural. Sa pagtulong sa mga kumuaidad na ito, ang kabutihan ng buong bansa ay natutulungan.


RICARDO T. GLORIA

Kalihin



Preface

To the teacher:

This pre-primer workbook, *I Mapalungo a Mabasa*, has been prepared to teach pre-reading skills to speakers of the Eastern Cagayan Duponinan Agta language, Cagayan, Region 2, The Republic of the Philippines.

The pre-reading skills are taught on the following pages:

Left to right orientation:

1, 3

Auditory discrimination:

2, 4, 10, 16, 25, 26

Visual discrimination:

5, 8, 11, 14

Numbers:

6, 7, 12, 13, 17, 19

Writing:

9, 15, 18, 20, 21, 22, 23, 24, 27, 29, 30

Whole word recognition:

23

Vowel identification:

21, 22, 23, 24

Vowel recognition:

27, 28, 29, 30

Sentence recognition:

31

The directions for teaching are given at the bottom of each page in English and Duponinan Agta. These directions tell you what the student is to do.

Some things to remember in teaching are:

1. Do not go ahead in the book until you are satisfied that every student can do what is required.
2. In the writing lessons, check to see that the students hold the paper and pencil correctly.

The students do not learn to read any syllables in this pre-reading book. They will learn to read 5 sentences, 5 words, and 5 sounds.

The 5 sentences are:

Ide i anak.

Ide i ikan.

Ide i ugsa.

Ide i oong.

Ide i egaw.

The 5 words are:

anak

ikan

ugsu

oong

ema

The five sounds are: a, e, i, a, u.

They will also learn to read and write the numbers 1-10.

Mr. and Mrs. Joseph and Grace McAlpin and Mrs. Kristy Nickell, members of the Summer Institute of Linguistics, prepared this preprimer.

Mapalungo a Maikagi

Para hanikuna a Mangitula:

Ide a mapalungo a Mabasa nga libra, Inyoray onu insagana para ituldo a Agagta tapnu maisagana hida bigu magbasa. Ide a libra para ha Dupanginan Agta a atoy ha Silangan na Cagayan, Rehiyon 2, onu maski nu hadya hida, Ihe ha Republika na Pilipinas aye.

I pumalungo a pagsagana onu pagsursuro Intuldo ha umanud a panid:

Kawegi hanggan kanawan a panangitula:

1, 3

Temanan daginde kagi ken daginde kaliduwa ket adyaan:

2, 4, 10, 16, 25, 26

Intan daginde kagi ken daginde kaliduwa ket adyaan:

5, 8, 11, 14

Daginde numero:

6, 7, 12, 13, 17, 19

Pangborek:

9, 5, 8, 20, 21, 23, 24, 27, 29, 30, 32

Pagpangkatandi a bokel a kagi:

23

Pagpangkatandi ha vowel:

21, 22, 23, 24

Pagpangkatandi uno pagpangaamo ha vowel:

27, 28, 29, 30

Pagpangkatandi ha pangikagi:

31

Idendi a pananglawlawag para ha mangitula inbenrek ha sidong ha kada panid ha English ken Dupaninan Agta. Mangiyesplikar ide anu manglawlawag nu anya gimetan ha estuyante.

Nakaman idagende importante a maitula:

1. Awam mo pasposan a umangay bakkan a panid hanggan makatandiyari mo uno mabiyag ka ha inpagimet mo hanide.
2. Ide panagberek daginde leksyan, ipapapyam mo ide pagpangegkam ha estudyante ha papli ken lapis.

Daginde estudyante makabasa ha 5 a daginde panagkagi, 5 a daginde bokel a kagi ken 5 a letra a na a, e, i, o, u.

I dagendi 5 a panagkagi nebarek aye:

- Ide l anak.
- Ide i ikan.
- Ide i ugsa.
- Ide i oong.
- Ide i egaw.

I dagendi 5 a bokel a kagi:

- anak
- egaw
- ikan
- oong
- ugsaw

I dagendi 5 a letra :

- a
- e
- i
- o
- u

Makaadal bila hide ha umanud ha pagkagi panggit ha pagbasa ha numero magipu 1-10.



Goal: Left to Right Orientation.

1. Draw a line from each left hand picture to its complimentary right hand picture. (Be sure they draw the line from left to right and not backwards).

Pangipaangayan: Pangkatandil maglpu kawegi hanggan kanawan.

1. Intan ide mapalungo a lingya ket maggimet ha lingya maglpu kawegi a kalduwa hanggan matutup ide kanawan a kalduwa aye. (Sigoractuam a lingyoon di talagang maglpu ha kawegi hanggan kanawan ket awan magatli.)



Goal: Listen to the Beginning Sound.

1. Name the pictures in each row out loud and listen for the beginning sound.

Pangpangayon: Pangretaman lde mapalunga a tanng lde kagl.


1. Nagennan daglndc kallduwa sagessa a lngya a madlgson ket temanan l magpalunga a kagl.

Lingya: 1) lslp, lplh, lpas

2) uden, urag, ugea

3) kayo, karabasa, karton

4) marhtyo, manek, mais



Goal: Left to Right Orientation.

1. Name each object from left to right, then draw a line connecting the two. (Be sure the student draws the line from left to right.)

Pangipangayan: Pangkatandil magapu kawaga hanggan kanawan.

1. Naganan kada kalduwa ket magimet ha ilngya magipu ha kanged a kalduwa hanggan matotup lde ha kanawan a kalduwa.





























Goal: Hear the Beginning Sound.

1. Name the pictures in each row out loud. Cross out the picture that has a different beginning sound.

Pangipaangayon: Temonan | mopalingo a kagi.

1. Nogenan daghnde a kaliduwa a modlgsan keda sagessa a hingya. Kodosan | aliduwa a bakkan i pagteman a kagi.

- Lingya: 1) anak, agas, dang, abak
 2) lugon, mani, lentil, lota
 3) buhog, baka, bola, nuwang
 4) pala, aang, pitukan, pusa











									
									
									
									
k	T	k	k	y	k	M	N	k	k
U	u	S	U	m	U	M	y	U	U
y	y	u	y	g	y	t	y	u	y
8	3	2	8	6	5	8	9	6	8
M	T	A	M	K	M	N	M	A	M
6	6	5	6	3	6	8	6	4	6
w	m	L	w	w	e	w	n	w	B

Goal: Visual Discrimination.

1. Circle the picture that is the same as the one in the first square.
2. Circle the shapes that are the same as the one in the first square.
3. Circle the letters and numbers that are the same as the ones in the first square.

Pangpangayon: Ereyakan ken adyoon | kakalan na.

1. Lebatam mo ide kalduwa a kapada uno kakalan ide atoy ha mapalungo a kahon.
2. Lebatam moe ide tiroo a kapada uni kakalan ide atoy ha mapalungo a kahon.
3. Lebatam mo ide letro uno numero a kakalan ide atoy ha mapalungo a kahon.






		1
		2
		3
		4
		5

Goal: Learn Numbers.

1. Count the objects.
2. Count the dots on the domino.
3. Read the number.

Pangpangayon: Magadal ha numero.

1. Bilangan i daginde kallakuwa.
2. Bilangan i daginde tulok ide damina.
3. Basan i daginde numero.
















	5 1 3
	4 5 2
	5 1 3
	1 4 3
	5 3 2

Goal: Learn Numbers.

1. Count the objects.
2. Circle the correct number.

Panglipangyan: Magadal ha numero.

1. Bilangan i dogandi kakuwa.
2. Libotan ide husto a numero.

	   
	   
	   
a	a a e a a
b	b d b b b
t	t t t t k
m	w m m m m
n	n n u n n
y	y y y g y
f	f f f t f

Goal: Visual Discrimination.

1. Cross out the bead that is different.
2. Cross out the letter that is different.

Pengapaangayen: Magareyek ken magadya ha kakalan na uno kapada ne.

1. Pelebotan ide manik a bakan uno awan kekalan ne.
2. Pelebotan ide letra a bakan uno awan kakalan na.

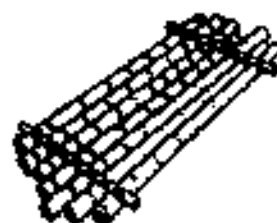
↓	
↓	
↙	
↙	
↙	
↓	

Goal: Writing Practice.

1. Explain where the arrow is pointing and have the student follow the direction when writing.
2. Trace the first line following the direction of the arrow on the example.
3. Fill each line with practice lines.

Pangipaangayan: Magpahayag a magborek.

1. Ipakatandil nu hadya | intudo ide pangal daginda estudyante ket tarangan na ide pinagborek.
2. Paunodan di | mapakungo a lingya a toladan di ha engayan ide pangal konaha pangaligan.
3. Pototan | kada lingya ide pagarsoran a lingya.









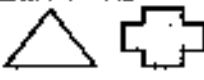
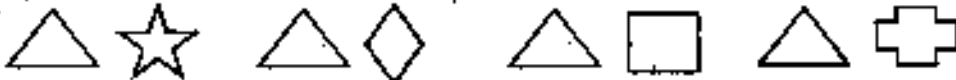


Goal: Listen to Beginning Sounds.

1. Name the objects in each row out loud.
2. Cross out the one that begins with a different sound.

Panipaangayon: Panagtehan ide mapalungo a tannag ide kagi.

1. Nagerinan a madigan ide a kallidua | kada lingya.
2. Kodasan ide kallidua na kakpal | mapalungo a kagi.

Lingya: 1) duheduhe, dagum, lanka, diget
2) gangatan, gitting, galls, kabaiya
3) buhag, tulbek, tarak, tadem
4) ropiano, palilit, relo, rakit




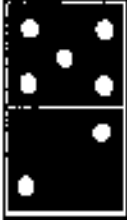

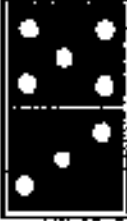



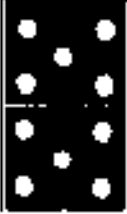
	
	
	
	
	
ta	ti to tu ta te ta
pu	po pu pa pe pu pi
si	sa si so si sa si
me	ma me mo mu me ma
yo	yi yu ye yo yo ya
ga	go ga ga ga gi ga

Goal: Visual Discrimination.

1. Circle the beads that are both the same as the ones in the box.
2. Circle the shapes that are the same as the ones in the box.
3. Circle the letters that are the same as the ones in the box.

Pangipaangayon: Magreyok ken adyaon onu alapan.

1. Lebotam ma daginde manik ha kanawan nu kakkalon na lde atoy ha kawegi a kahon.
2. Lebotam ma daginde porma nu kakkalon na lde atoy ha kawegi a kahon.
3. Lebotam ma daginde letra nu kakkalon na lde atoy ha kawegi a kahon.



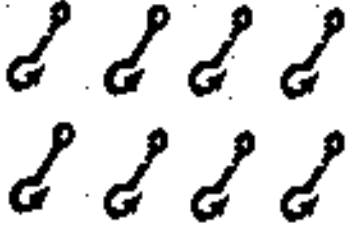

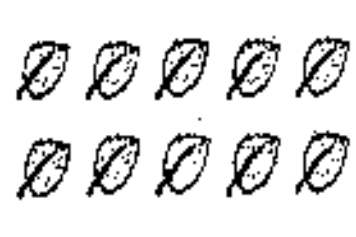
		<p>6</p>
		<p>7</p>
		<p>8</p>
		<p>9</p>
		<p>10</p>

Gool: Learn Numbers.

1. Count the objects.
2. Count the dots on the dominos.
3. Read the number.

Pangipadngayan: Magadal o numera.

1. Bilangan i daginde katluwa.
2. Bilangan i daginde tuidak ide domina.
3. Basaan i daginde numera.


	10 6 8
	7 10 8
	9 7 6
	10 9 7
	6 8 9

Goal: Learn Numbers.

1. Count the objects.
2. Circle the correct number.

Pangpaangayan: Magdadal a numero.

1. Bilangan I dagend kakuwa.
2. Lebotom mo I tahod a numero.




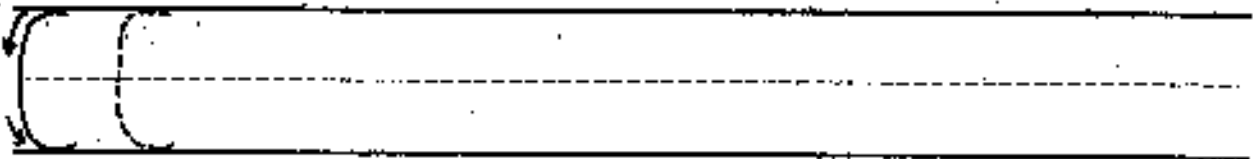

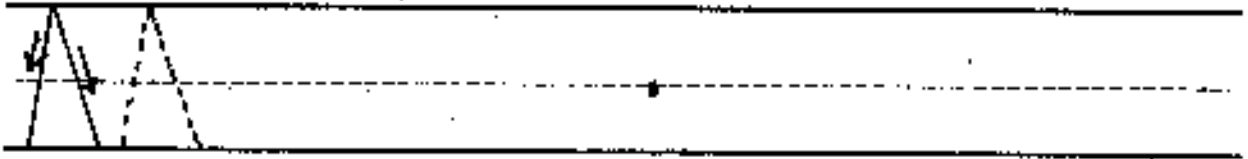
lob	pad	gut	lob	sap	lob
nat	mug	nat	sig	let	nat
bin	bin	ald	bin	raw	cop
ked	bug	len	ked	ked	lag
dum	sal	dum	pas	git	dum
mag	tug	yap	mag	kum	mag
kad	kad	nog	dud	pim	kad
put	tim	sak	boy	put	put

Goat: Visual Discrimination.

1. Circle the beads that are the same as the ones in the box.
2. Circle the letters that are the same as the ones in the box.

Panglipangayon: Intan ken alapan uno adyaan l dogendl bakkel.

1. Lebotam mo ngamin a daginde manik ha kanawan a magkakalan ha atoy ha kawegl e kahon.
2. Lebotam ma l daginde letra ha kanawan magkakalan ha atoy ha kahon ha kawegl.



Goal: Writing Practice.

1. Trace the line following the directions of the arrow on the example.
2. Fill each line with practice lines.

Pangipaangayan: Panagsusuri o magberek.

1. Paanodan ide lingya a torongan onu unodan na hadya i angayan ha pangal.
2. Pottatan i kada lingya ha a pagpursuran a lingya.








Goal: Ending Sounds.

1. Name the objects in each row out loud.
2. Listen to the ending sounds.
3. Cross out the picture that ends with a different sound.

Pangpaangayan: Temanan idagendi a madlakod a kagi.

1. Nagenan a madlisan i daginde kaliduwa ha kada linya.
 2. Temanan daginde madlakod a kagi ha kada kaliduwa.
 3. Kadesan ide kaliduwa bakkan i madlakod a kagi.
- Ugya: 1) manok, budak, pala, abak 2) mani, kamast, paniki, pinya 3) galis, kandadu, lapis, ipas 4) kapaya, sangit, silit, panalt 5) posing, onapsop, tarong, payong.

1 2 3 4 5

		1
		2
		3
		4
		5

Goal: Review of Numbers.

1. Read the numbers at the top out loud as a review.
2. Draw a line from the box on the left to the correct number on the right.

Pangipaangayan: Panangihaway onu panangisali ha pagadal ha numero.

1. Ipeta a madigan dagindale numero ha ontak kas pangisali.
2. Manggimet ha tingya magpu ide a kahon hanggan maitutup ide tahod a numero ide ha kanawan.

1

2

3

4

5





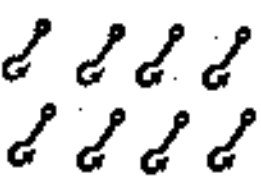
Goal: Writing Numbers.

1. Practice writing the number that is on each line.

Pangpangayon: Panagsusuri ha pagborek ha dagindé numero.

1. Panagsusuri ha pagborek ha numero kada ontok na lingya.

6 7 8 9 10

		6
		7
		8
		9
		10

Goal: Review of Numbers.
The same as page 17.

Panglpaangayan: Panangihaway ha panagadal daginde numero.
Hikuno bila ha panid 17.

6

7

8

9

10

Goal: Practice Writing Numbers.
Same as page 18.

Pangipaangayan: Panagsunuro ha pagberek ha daglnde numero.
Hikuna bika ha panid 18.



ugsa

u

u




_nas



_lag




p_sa



b_k



as_



pit_

Goal: Teach the Letter u.

1. Name the object at the top of the page and read the word. Show what letter makes the u sound.
2. Write the letter u on the lines.
3. Name each object. Listen for the u sound and fill in the blank.

Panglipangayen: Magtulda he letra a u.

1. Nagenan | katidua a atay ha antok ken baaan | kagi. Ipaenta nu anya e letra e makakagi ha kagi a u.
2. Pounoderrima a u e kagi a dinde tingya.
3. Nagenan kada esaz a ladawan ken teman an | kagi a u ken borekan ide blanko na.



anak

a

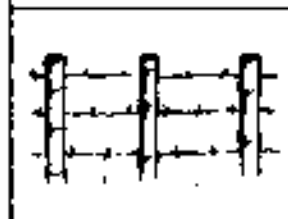
a



su



gden



l d



g s



m t



p l

Goal: Learn the letter a.
The same as page 21.

Pangipaangayan: Adalan i letra a.
Hikuna bira ha panid 21.




ikan

i

Handwriting practice lines consisting of a solid top line, a dashed middle line, and a solid bottom line.



sl_p



man_



t ng_



g_tara



d_num



s l_

Goal: Learn the Letter I.
Same as page 21.

Pangpapangayon: Panagodot ha letra I.
Hikuna bita ha panid 21.



okong

o

1

essa

e

o

e



d_n



gaw



ba_



l_nt_



b_la



r_l_



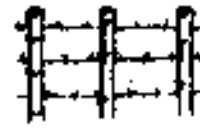
as_k



s_s_t

Goal: Learn the Letters **o** and **e**.
Same as page 21.

Pangpangayon: Magadal a daghda letra **o** ken **e**.
Hikuro bla ho parid 21.



a e i o u



a e i o u



a e i o u



a e i o u

Goal: Vowel recognition.

1. Name the objects in each line and listen to the beginning sounds.
2. Circle the letter that matches the beginning sound.

Pangpaangayan: Pangkatandil ha sagessa a kagi una ha daglnde letra a, e, i, o, u.

1. Naganan dagendil kaliduwa ha kada kahon ken femahan (dagende mapalungo kagi).
2. Palebotan mo l letra a molutup una malkalan kie mapalungo a kagi.
Ungya: 1) anak, asu, alad 2) lya, inapuy, ikan 3) akong, ontok, pong
4) egaw, egbah, essa.



a e i o u



a e i o u



a e i o u



a e i o u

Goal: Vowel recognition.

1. Name the objects in each line and listen to the beginning sounds.
2. Circle the letter that matches the beginning sound.

Pangipaangayan: Pangkatandl ha sagessa a kagl uno ha daginde vowel.

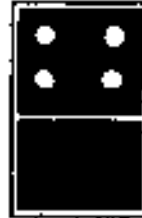
1. Nagenan dagendl kalltuwa ha kada kahon ken temanan idagende napalungo kagl.
2. Palebotam mo l letra a mailutup uno mailkaton ide mapalungo a kagl:
Lingya: 1) urbu, udang, upat 2) ipas, kltip, lspemma 3) arada, arfas, abokada
4) uden, ulag, unaa.

a

u



_ritos



_pp_t



_g_s



rb



_p_l_



s



t











b_k_w

Goal: Vowel Recognition.

1. Name each object and listen for a or u.
2. Fill in the missing letters.

Pangipaangayan: Pangikatanil ha sagassa a kagl anu vowel.

1. Nagenan ide kada kalduwe ken temanan i a ken u.
2. Pototan ha doginde letra a napukaw.

e i o	
 _ssa	 __ng
 d_n	 b_lakad
 s_l_	 l_nt_
 _sp_rma	 t_kad

Goal: Vowel Recognition.

1. Name each object and listen for e, i or o.
2. Fill in the missing letters.

Pangipaangayon: Pangikotandi ha agassa a kagl onu vowel.

1. Nagenan ide kada kakuwa ken temonan i e, i ken o.
2. Potatan ha daginde letra a nopukaw.

u a i o e



_d_ng



_nt_k



_skw_l_



h_n_



_gd_n



s_s_t



r_ks_



g_ft_ng

Goal: Vowel Recognition.

1. Name each object and listen for the a, e, i, o or u sound.
2. Fill in the missing letters.

Pangpapangayon: Pangkatandil ha kagil o sagessa uno a, e, i, o, u.

1. Naganan i kada kalidua ken temanan i dagendil a, e, i, o, ken u o kagil.
2. Patotan ide blanko ha napuka a daginde letra.

u a i o e



b_w_ng



b_l_



k_m_s_



k_ld_r_



s_g_nt_



k_p_y_

7

p_t_



k_y_

Goal: Vowel Recognition.


1. Name each object and listen for the a, e, i, o or u sound.
2. Fill in the missing letters.

Pangilangayan: Pangikatan! ha sagasa a kagl.

1. Naganan I kada esda a kailduwa ken temanan I a, i, e, o, ken u a kagl.
2. Potatan Ide blanka ha napukaw a daginda letra.



Ide i anak.



Ide i ikan.



Ide i ugsa.



Ide i oong.



Ide i egaw.

Goal: Sight Recognition.

1. Sight recognition of "Ide i..."
2. Association of words and pictures.
3. To capitalize the first letter of the first word of a sentence.

Pangpaangayan: Intan i maereyokan ken pangkatandian nu anya daginde neborek.

1. Intan ken pangkatandian panglip ha "Ide L..."
2. Ikakatan ken nakaman daginde kagi ha i daginde kakuwa o matutup.
3. Dakkal i panggamet a letra nu palungo ha pangkagi.