

Published
in cooperation with
Bureau of Elementary Education
and
Institute of National Language
of the
Ministry of Education and Culture
Manila, Philippines

Additional copies of this publication
may be obtained from:

Fillit
Box 2270
Manila 2801

Fillit
SIL, Bagabag Airport
Bagabag, Nueva Vizcaya 1505

An Easy Reader in Ga'dang

22.4-978-1.4C

54.30P-786067B

Printed in the Philippines

FOREWORD

Some of the glory of the Philippines lies in the beautiful variety of people and languages within its coasts. It is to the great credit of the national leadership over the years that no attempt has been made to destroy this national heritage. The goal has been instead to preserve its integrity and dignity while building on this strong foundation a lasting superstructure of national language and culture.

The present book is one of many designed for this purpose. It recognizes the pedagogical importance of dividing literacy and second language learning into two steps--literacy being the first. When a student has learned to read the language he understands best, the resulting satisfaction in his accomplishment gives the drive and confidence he needs to learn the national language. His ability to read, furthermore, is the indispensable tool for the study this program will require.

The Ministry of Education and Culture of the Philippines is proud to present this latest volume in a nationwide series designed to teach the national language through literacy in the vernaculars. It will strengthen both the parts of the nation and the whole.

JUAN L. MANUEL
Minister

To the teacher:

This book, An Easy-to-Read Book, is made so that it is easy for a beginning student to read. It is easy because:

1. the pictures show what is written,
2. the words have the same beginning sound,
3. there is only a little to read,
4. the sentences are only a little different.

In this way, the student can read by himself.
Say to the student.

Look at the pictures on the left. The words are also written beside the pictures. Read the words. The words have the same beginning sound and the same beginning letter.

Look at the picture on the next page. Read the sentence under the picture. Find the first pictured word in the sentence. Frame it. Find the second pictured word in the sentence. Frame it also.

Sino mestara anna mestaru:


Leburu a naladda basan a ammena kepay kwara ammu a mabbasa. Naladda se:

1. ipakammu ino letratu ino neturak.
2. ino neturak a sapit, nakakarunna ino gafuna.
3. bisangke yo mabasa.
4. bisang lamang ino ammena a nakkunnan yo sapit.

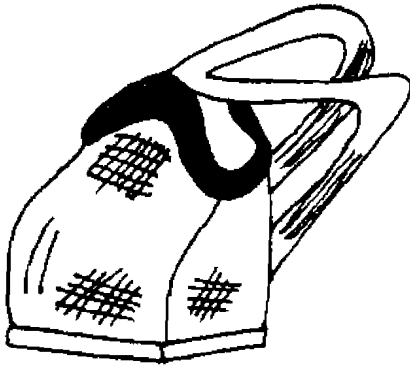
Iyaw, dama na basan itata pelang. Sapitannu so iskuwela:

Itannu ino letratuwera so padawi. Ino sapitira, neturakira sito idag yo letratuwera. Basannuwira ino nakunna ino pitta a neturak.

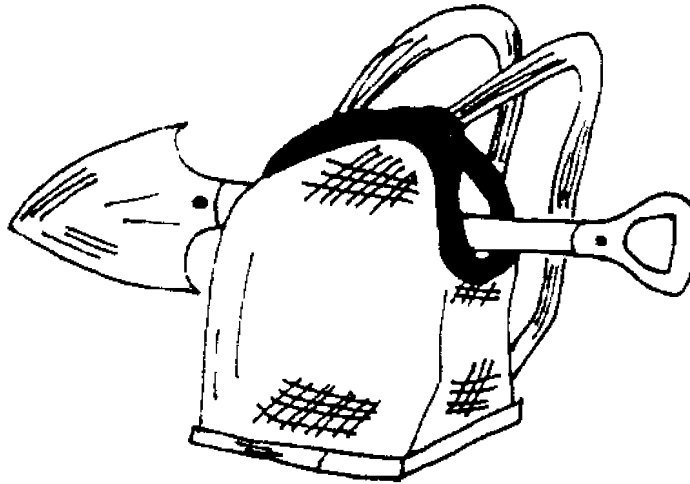
Itannu ino letratu sito tafi'nga. Basannu ino neturak so batungngenc letratu. Itannu ino anganneno pitta a letratu so batungnga, ta bakkungannu. Itannu ino anganneno mekadwa a letratu so batungnga, ta bakkungannu kappay.



pala



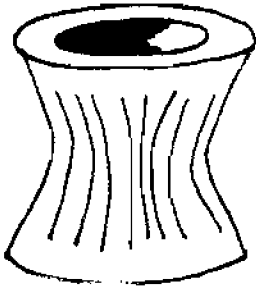
pasiking



Aneno pala so pasiking.




atu



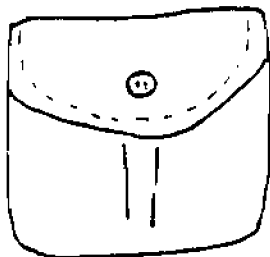
attung



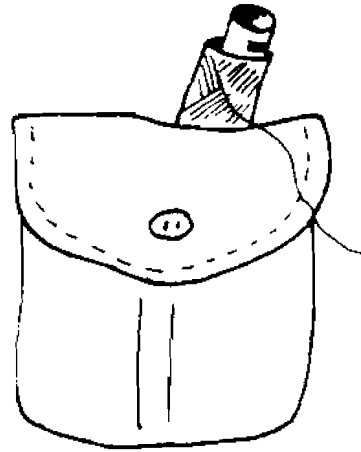
Aneno atu so attung.




binola




borsa



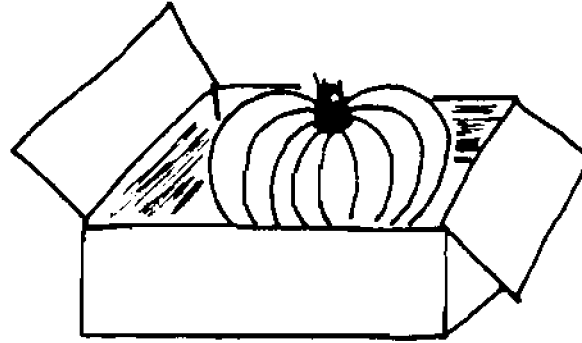
Aneno binola so borsa.



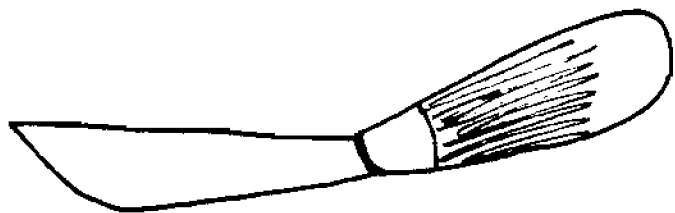
kalubasa



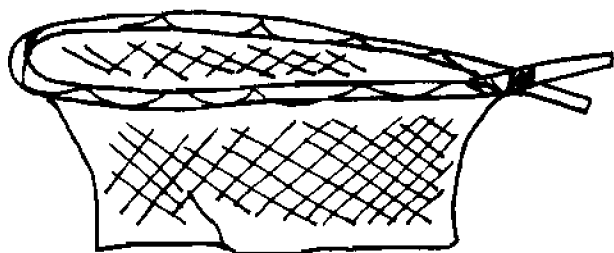
karton



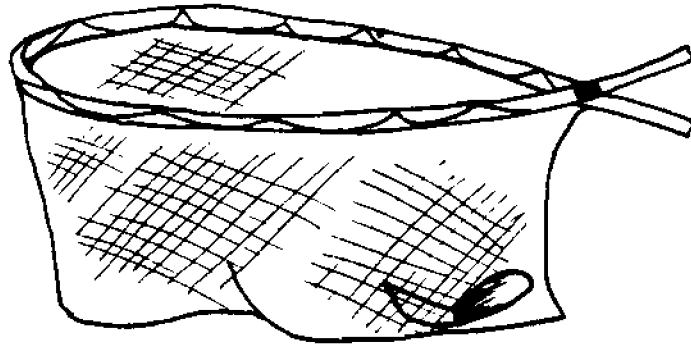
Aneno kalubasa so karton.



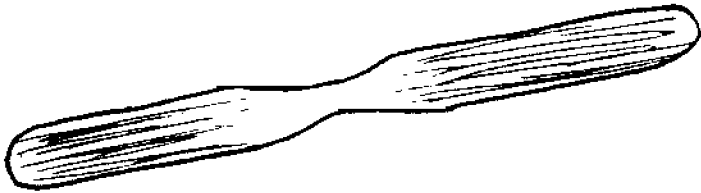
ilap




i'gan




Aneno ilap so i'gan.



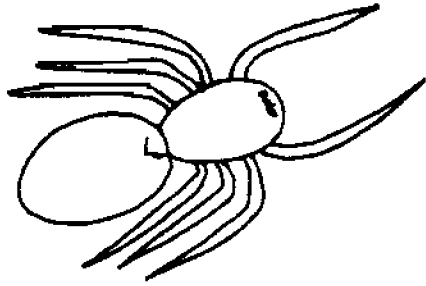
alu




alang




Aneno alu so alang.



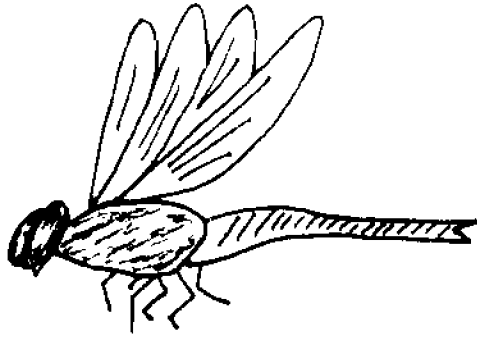
kakawa



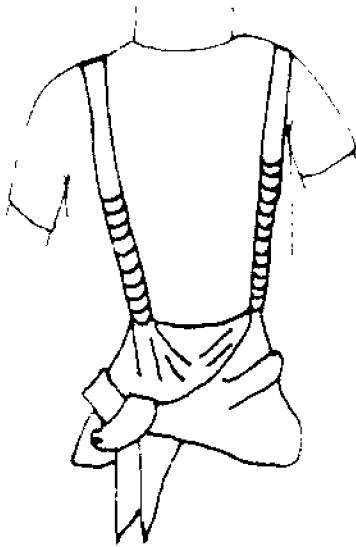
kapatera



Aneno kakawa so kapatera.




susut




sayay




Aneno susut so sayay.



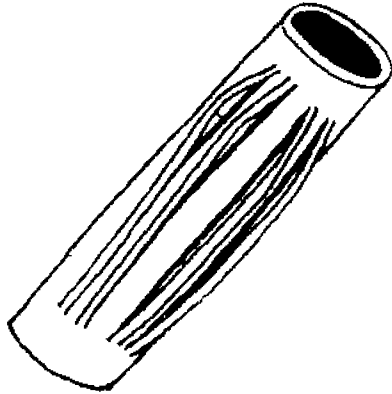
lalong



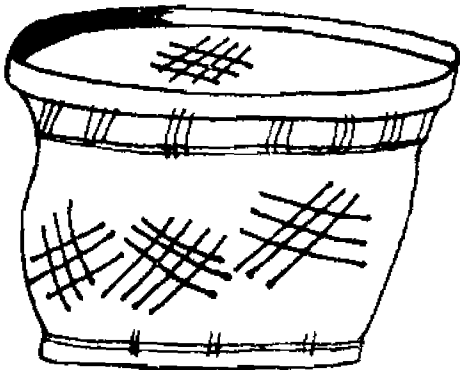
lata




Aneno lalong so lata.




galating



gappatan



Aneno galating so gappatan.




danggu



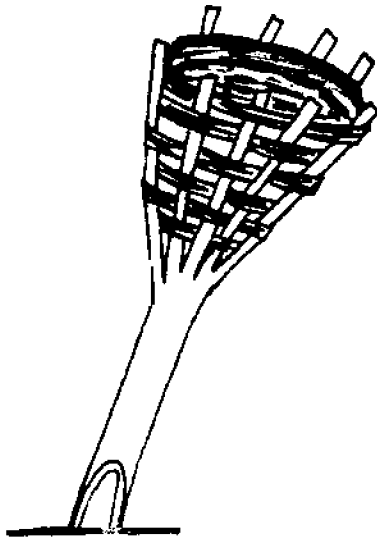
duyug




Aneno danggu so duyug.




uwaw




umuk




Aneno uwaw so umuk.




bafuy



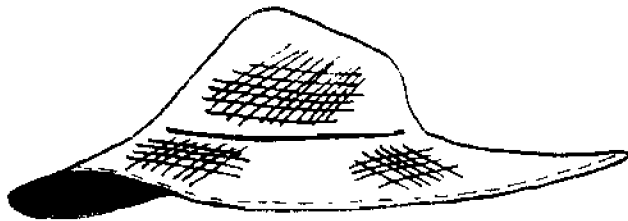
bawi



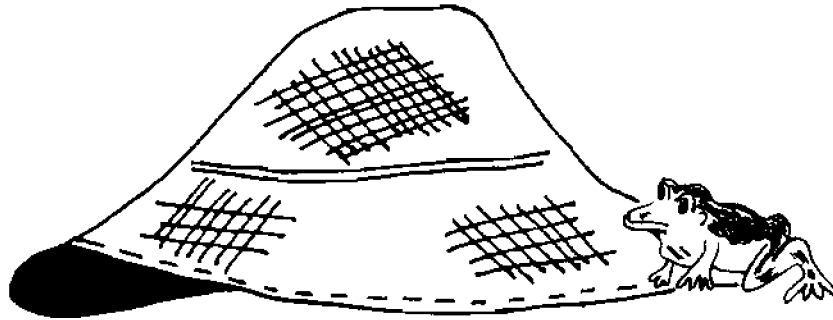
Aneno bafuy so bawi.



tukak



taddung



Aneno tukak so taddung.