

MADDADANETAM A MABBASA

Let's Prepare to Read  
(trial edition)

by

Sherilyn Moore  
Kathleen Forfia

with the assistance of  
Amparo Mabanag  
Marceline Liban

SUMMER INSTITUTE OF LINGUISTICS

Translators

Publisher

1986

Published  
in cooperation with  
Bureau of Elementary Education  
and  
Institute of National Language  
of the  
Ministry of Education, Culture and Sports  
Manila, Philippines

Additional copies of this publication are available from:

Book Depository  
P.O. Box 2270  
Manila 2801

A Pre-primer in Ga'dang  
Second Printing

22.12-986-2.4C                      52.30P-866042B

ISBN 971-18-0039-X

Printed in the Philippines

## PREFACE

To the teacher:

This pre-primer workbook, Maddadanetam a Mabbasa, has been prepared to teach the pre-reading skills to speakers of the Ga'dang language of Mountain Province, the Republic of the Philippines. It is to be taught before the primer.

There are seven pre-reading lessons followed by a test:

- Lesson 1: pages 1-9
- Lesson 2: pages 10-17
- Lesson 3: pages 18-25
- Lesson 4: pages 26-35
- Lesson 5: pages 36-43
- Lesson 6: pages 44-49
- Lesson 7: pages 50-61

The pre-reading skills taught in this book are:

- Left to right orientation
- \*Auditory discrimination
- Visual discrimination
- Vowel identification
- \*Vowel contrast
- Capital letter recognition
- Numbers
- Writing

The students learn to read five vowel sounds: a, e, i, o, u. They also learn to read the numbers 1-10, and to recognize the numbers up to 100.

(The letters in the Ga'dang alphabet are: a, b, k, d, e, f, g, i, l, m, n, ng, o, p, r, s, t, u, w, y, and glottal stop written as '.)

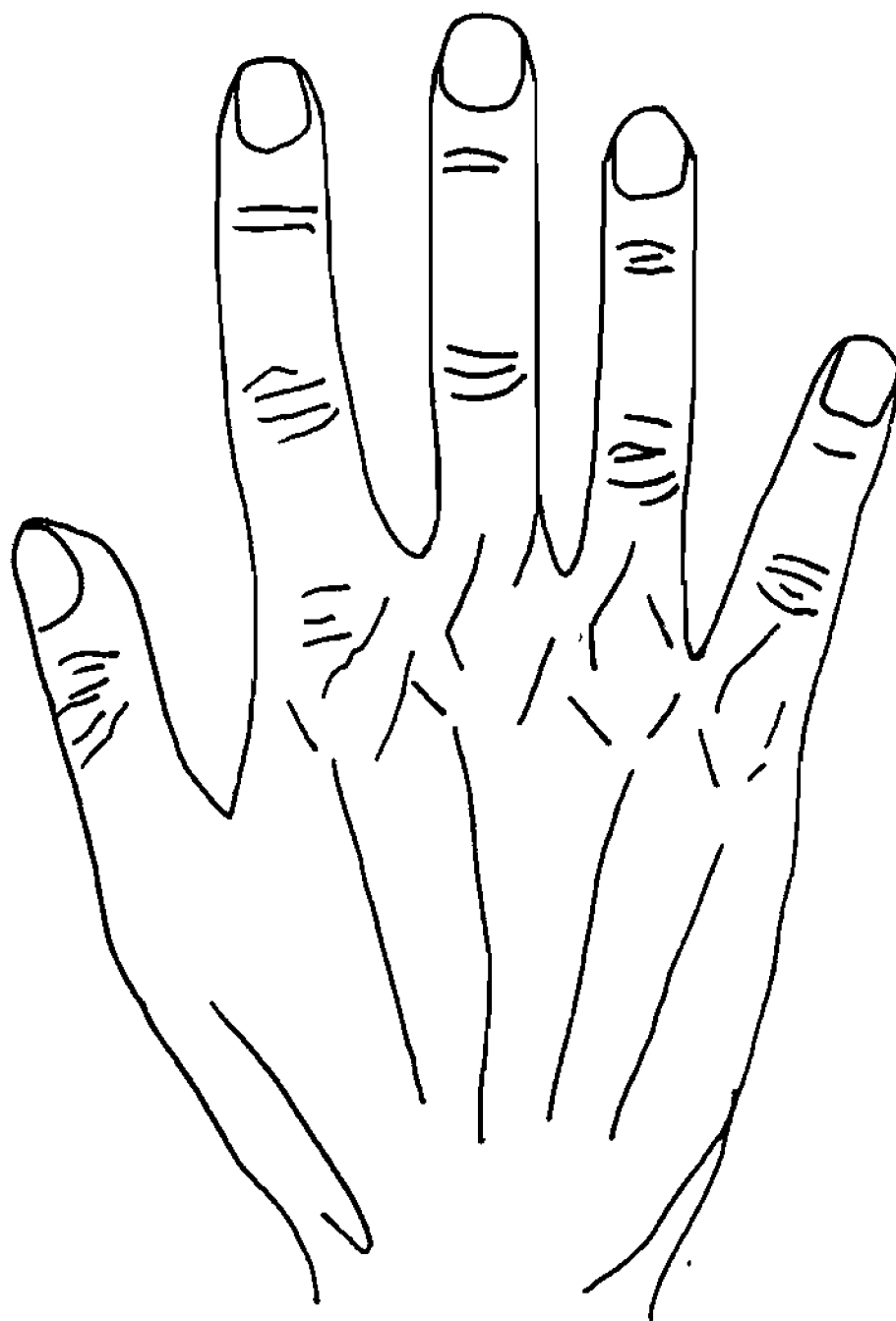
The directions for teaching are given at the bottom of each page. These directions tell you what the student is to do. The directions are also given in English at the back of the book, on pages 64 to 67, and in a separate teacher's guide.

NEVER have the student read syllables or words found in the book. This is a pre-reader. If the student cannot identify the word from the picture, the teacher should tell him the word.

\*To help the teacher know the words intended for use on auditory discrimination and vowel contrast pages, the Ga'dang names of all pictures are given in the back of the book, on pages 68 and 69.

If the book is used with adult students, one lesson should be taught each day. If the book is used with children, the seven lessons should be taught in 4 to 6 weeks, and supplemented with teacher-made materials patterned after the work pages.


Sherilyn Moore and Kathleen Forfia of the Summer Institute of Linguistics prepared the pre-primer with some assistance from Amparo Mabanag and Marceline Liban.



Itappa'nu ino diwanan a kama'nu so utun na letratu na kamat kesi nalawad ino aggiggammu.


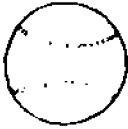



Mangwaka si kayit a me'afu so letratu a bunga so padawi  
ta metupak so letratu a mula so padiwanan.

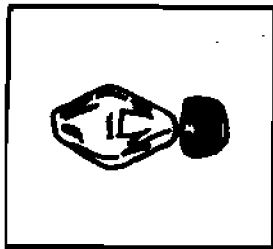
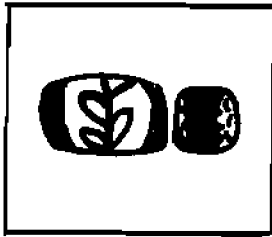


a	l	a	w	ng	t
k	k	i	G	k	e
m	y	m	p	D	o
s	B	ng	s	a	w
d	n	d	t	d	U
y	y	l	A	B	n
i	i	K	b	i	s
w	w	m	S	u	w

1. Balikungkungannu ino letratu so tattatakararag a kakunna na ino ana sino padawi. 2. Balikungkungannu ino letraera a kakunna na ino ana so padawi. Mestara onnu Mesturu: Ammem basan yan syllables onnu pakibebu'nu sitan iskwelera ta basanda.





Ingnganannu ino letratuwera so tattakararag.  
Dingngaggannu ino akkedami'na ino gafuna.

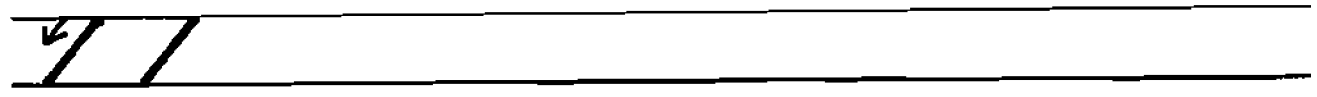
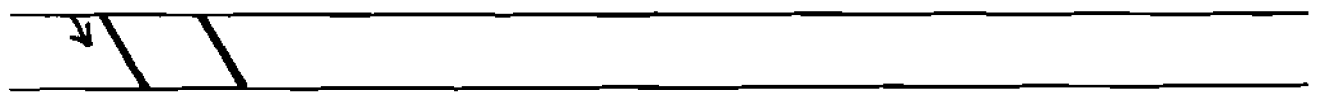
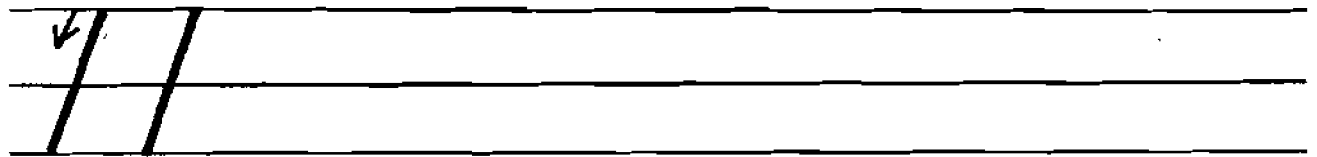
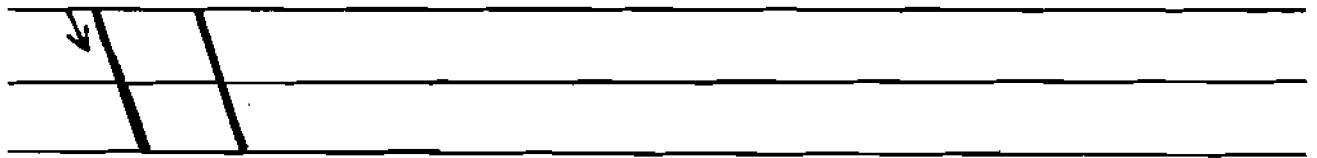
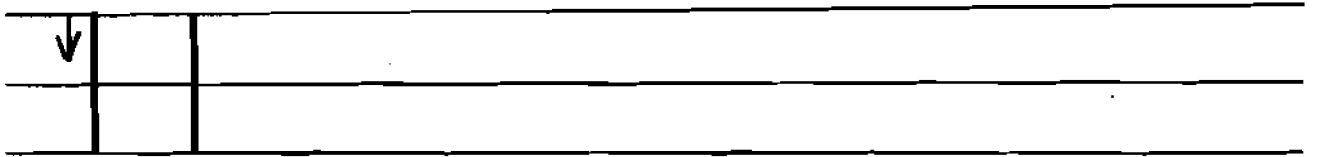


ba	u	b	l	a
yu	y	m	u	d
si	w	s	i	g
on	k	o	p	n
te	t	s	e	m
ag	a	d	i	g
du	y	e	d	u
ki	k	ng	i	t


1. Balikungkungannu ino sillay so tattakararag a kakunna na ino sillay a ana sino dolamma inangkaban.
2. Balikungkungannu ino letraera sino tattakararag a kakunna na ino letra so dolamma inangkaban.



Ingnganannu ino letratuwera so kadda kararag.  
Dingngaggannu ino akkedami'na ino ambu'na.




Itura'ngu ino letraera sino aggiturakkan a kararag.  
Tuntulannu ino pitta na a letra.



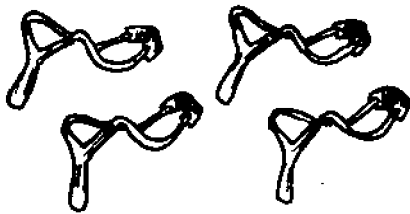
1



2



3

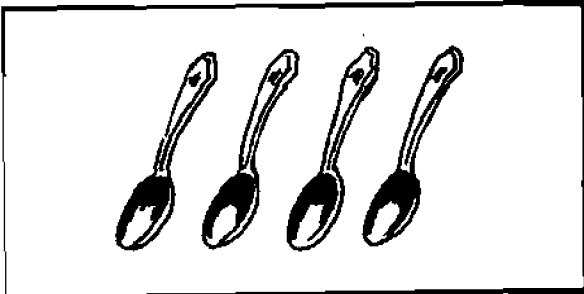


4




5

Bilangannu ino agyan na ino arimummung. Bilangannu ino tulnakkira. Itannu ino bilang.



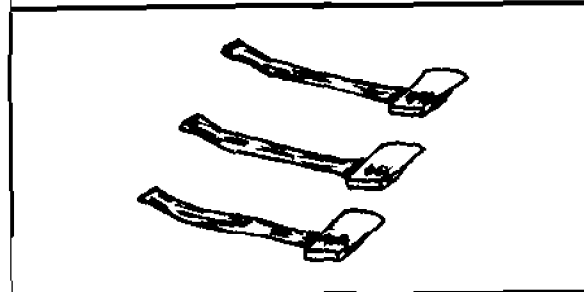
1 2 3 4 5




1 2 3 4 5



1 2 3 4 5



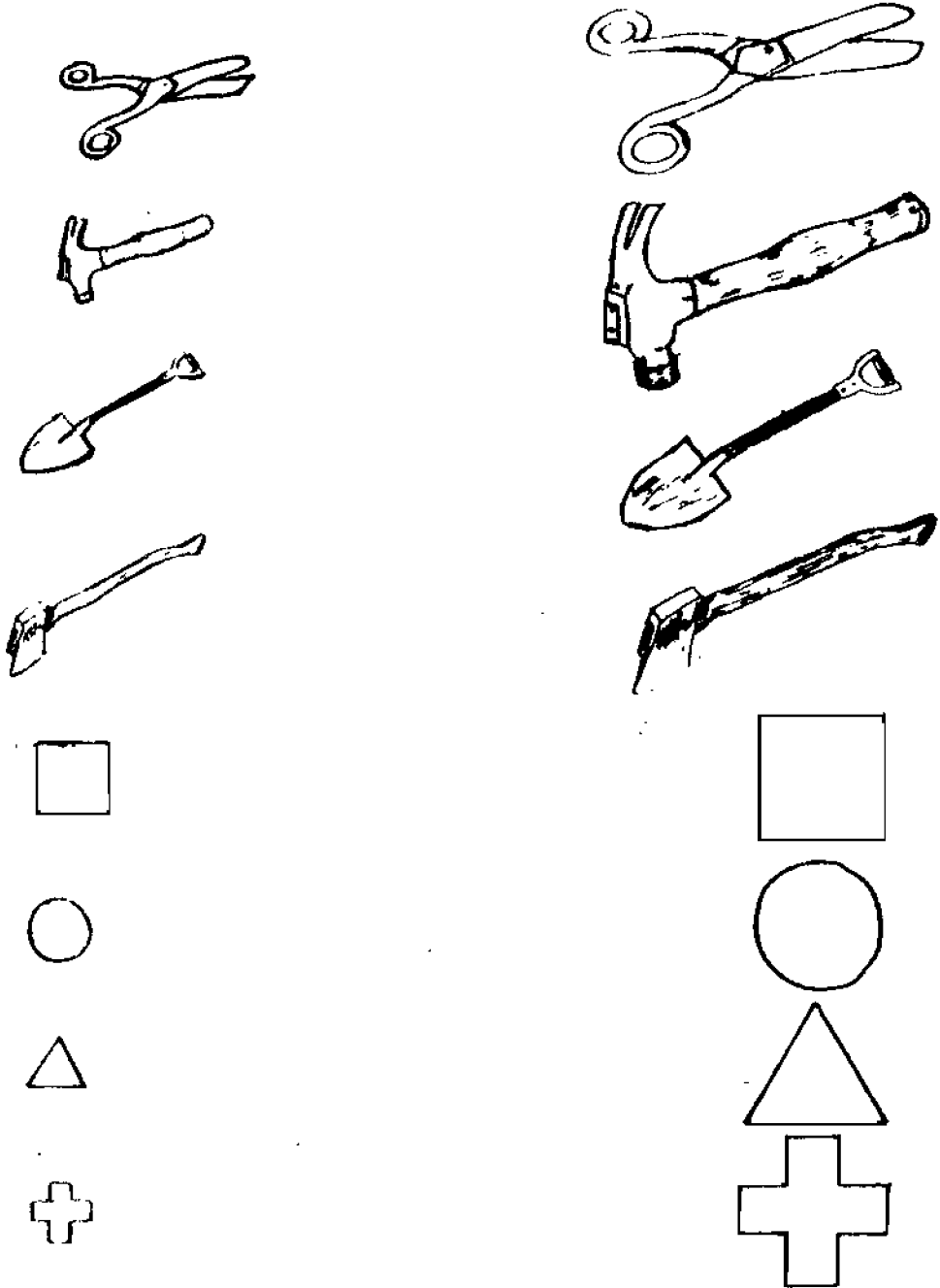
1 2 3 4 5



1 2 3 4 5

Bilangannu ino letratuwera so padawi. Balikungkungannu ino fustu a bilang so padiwanan.

Lesson 2



Mangwaka si kayit a me'afu so bibissang so padawi ta metupak so dokal so padiwanan.



la	la	yo	la	se	ngi
gi	at	gi	un	ing	od
ut	so	ak	ut	il	ut
yo	di	yo	pa	of	wa
be	pa	do	be	ing	ki
mu	ut	na	sa	mu	mu
pu	di	pu	ga	nu	ub
si	in	wi	sa	si	um

at gi at


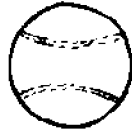


ta id ta

wi sa sa

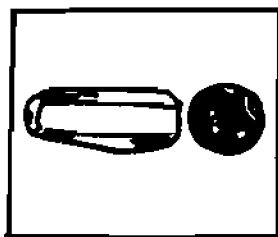
nak nak pid

bum din bum

1. Balikungkungannu ino letratu a nekunna so ana so padawi.
2. Balikungkungannu ino letraera a nekunna so ana sino padawi.
3. Kuwetannu ino letraera a tanganan so dolamma inangkaban.



Ingnganannu ino letratuwera so tattakararag.  
Kuwetannu ino tanganan ino akkedami'na ino gafuna.



ub	u	t	k	b	s	
me	m	e	a	w	o	
pe	b	p	d	a	e	
fe	o	f	l	e	t	
ya	y	p	a	g	o	
ngi	m	y	ng	i	n	
dat	i	d	s	a	t	w
man	m	u	a	b	n	e

ale
alu

kat
bat



pip
pap

apad
apat

imut
ibut



akik
ikik

1. Balikungkungannu ino sillay a kakunna na ino sillay a ana sino padawi.
2. Balikungkungannu ino letraera sino tattakararag a kakunna na ino ana so inangkaban.
3. Balikungkungannu ino letraera a tanganan so kadda inangkaban. Ituldum nu anera so gafuna onnu so ambu'na onnu so tangngana.

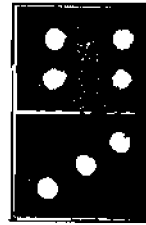


Innganannu ino letratuwera so tattakararag.  
Kuwetannu ino letratu a tanganan ino akkedami'na  
ino ambu'na.


Itura'ngu ino letraera sino aggiturakkan a kararaq.  
Tuntulannu ino pitta na a letra.




6





7



8

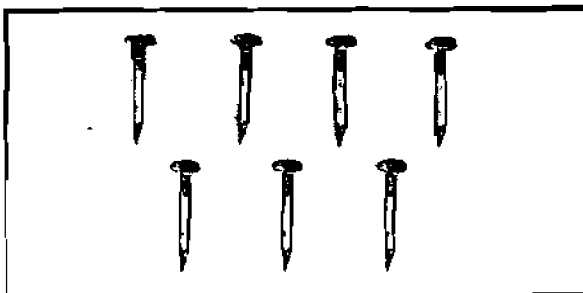


9




10

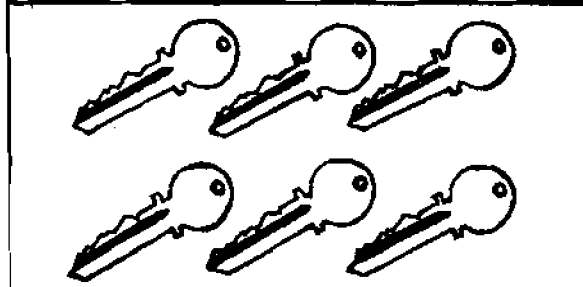
Bilangannu ino agyan na ino arimummung. Bilangannu ino tulnakkira. Itannu ino bilang.



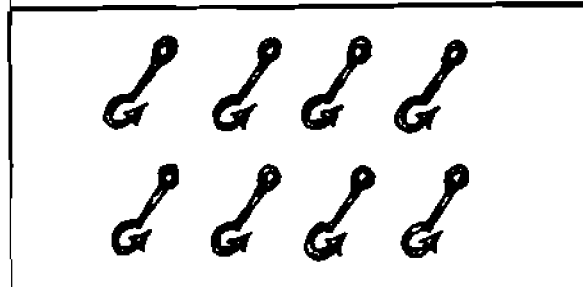
6 7 8 9 10



6 7 8 9 10



6 7 8 9 10




6 7 8 9 10




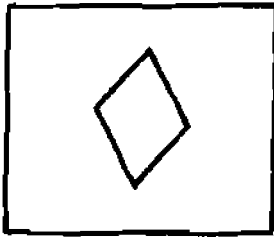
6 7 8 9 10

Bilangannu ino letratuwera so padawi. Balikungkungannu ino fustu a bilang so padiwanan.

Lesson 3



1. Mangwaka si kayit a me'afu so letratu so padawi a metupak so letratu so padiwanan. 2. Mangwaka si kayit a me'afu so inangkaban so padawi a metupak so nabalikungkung so padiwanan.



---

de	do	pa	de	bu	li
aw	mu	aw	am	wa	aw
gam	bal	gik	kol	nag	gam
kad	pag	yu	kad	bit	lak
lap	lik	lap	lap	ful	kag
mas	ne	se	nad	mas	mat
yon	noy	on	yob	yon	gum
bub	bung	bu	bab	but	bub

---

kusa  
kutu

pitu  
batu



lalaki  
patuki

kapat  
appat

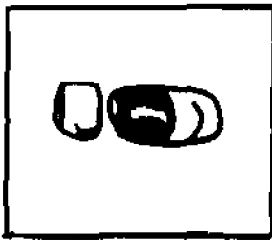
butali  
atawa

paleped  
pepped

1. Balikungkungannu ino letratu so tattatakárarag a kakunna na ino ana sino padawi. 2. Balikungkungannu ino letraera a kakunna na ino ana so padawi. 3. Balikungkungannu ino letraera a nakakarunna so kadda inangkaban. Ituldum nu anera so gafuna onnu so ambu'na onnu anera so tangngana.







Ingnganannu ino letratuwera so tattakararag. •  
Kuwetannu ino tanganan ino akkedami'na ino gafuna.



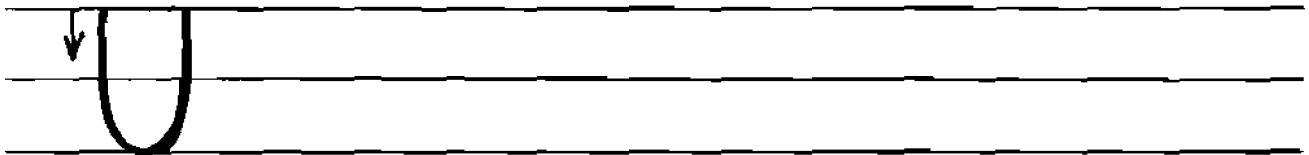
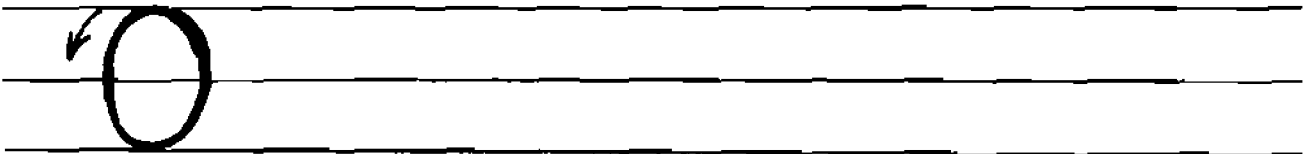

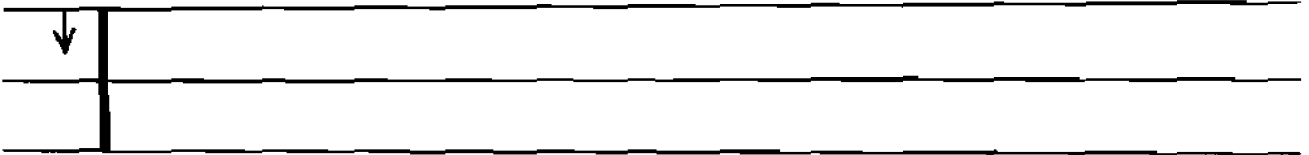
kas	k	e	p	a	s	ng
pep	g	p	t	e	o	p
tad	t	a	f	i	d	m
yaw	w	s	y	l	a	w
lik	g	l	i	p	o	k
ing	a	i	w	ng	f	n
nag	n	a	m	t	y	g

k	kafe	akad	payak
m	ama	asam	amani
f	fungan	bafuy	idyofanna
e	kanderu	ekwana	aken
i	irok	lalaki	iming

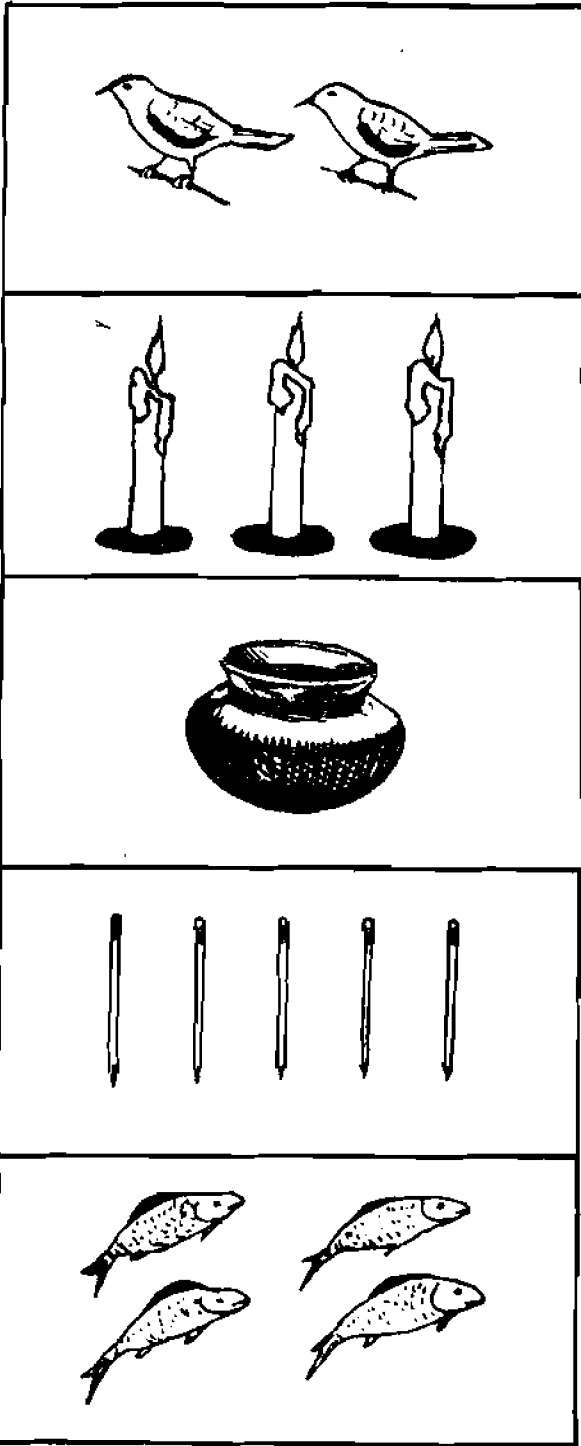
1. Balikungkungannu ino sillay so tattakararag a kakunna na ino sillay a ana sino dolamma inangkaban.
2. Balikungkungannu ino letraera sino tattakararag a kakunna na ino letra so dolamma inangkaban.
3. Balikungkungannu ino letra so sapitira a nekunna sino letra so padawi.



Ingnganannu ino letratuwera so tattakararag.  
Kuwetannu ino letratu a tanganan ino akkedami'na ino  
ambu'na.



Itura'ngu ino letraera sino aggiturakkan a kararag.  
Tuntulannu ino pitta na a letra.



1

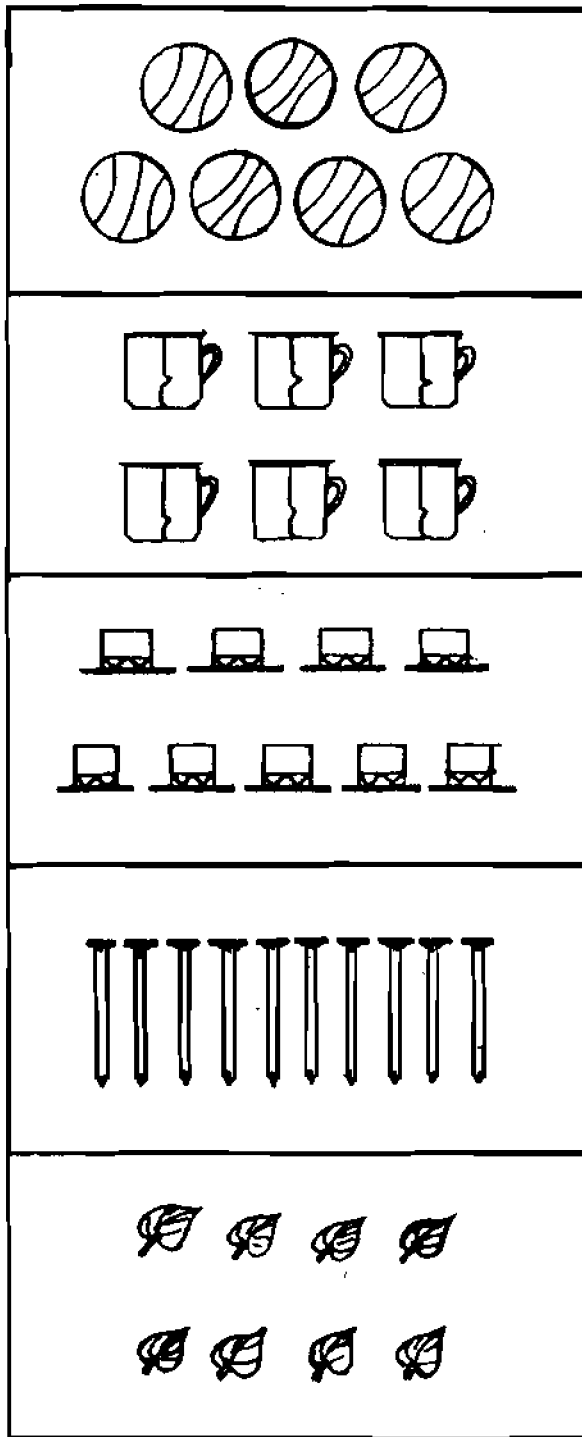
2

3

4

5

Mangwaka si kayit a me'afu so letratu a metupak  
so fustu a bilang.



6

7

8

9

10

Mangwaka si kayit a me'afu so letratu a metupak  
so fustu a bilang.


Lesson 4




atu



afuy



addan



alu

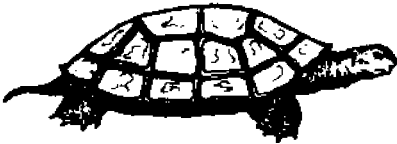
Ingnganannu ino letratuwera a aggadingngaggannu ino akkedami'na ino gafuna. Itannu ino sapit. Balikung-kungannu ino letra so gafuna.



gansa



lata



dagga




mata


Ingnganannu ino letratuwera a aggadingngaggannu ino akkedami'na ino ambu'na. Itannu ino sapit. Balikung-kungannu ino letra so ambu'na.



ilak



i'lug




i'gan



ilap

Ingnganannu ino letratuwera a aggadingngaggannu ino akkedami'na ino gafuna. Itannu ino sapit. Balikung-kungannu ino letra so gafuna.




ragadi



lalaki

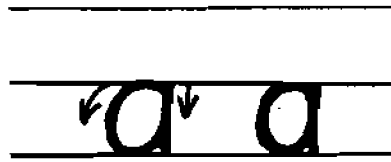


paniki



bawi

Ingnganannu ino letratuwera a aggadingngaggannu ino akkedami'na ino ambu'na. Itannu ino sapit. Balikung-kungannu ino letra so ambu'na.



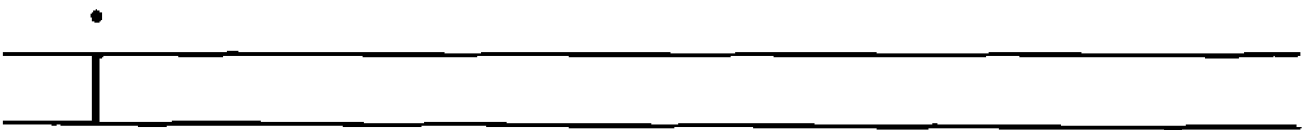
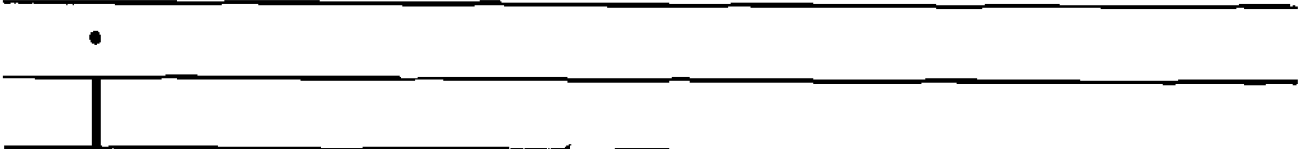
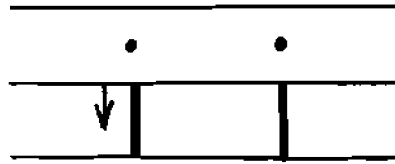


a

a







a

Itura'ngu ino letraera sino aggiturakkan a kararag. Tuntulannu ino pitta na a letra. Itannu kad ino adwanganan a akke'ekwa na a a neturak i mesturu so blackboard: a anna a. Ino letra a a netura'nga makanilya, ino letra a a netura'nga kamat.






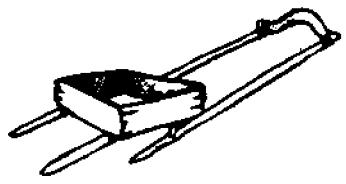
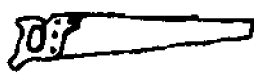

Itura'ngu ino letraera sino aggiturakkan a kararag.  
Tuntulannu ino pitta na a letra.

a i

 __sit	 __lak
 __yung	 __tu
 __'lug	 __ken

Ingnganannu ino letratuwera. Pilinnu ino fustu a letra kasem iturak sino gafuna.

a i

 <p>tabb__</p>	 <p>gans__</p>
 <p>kakaw__</p>	 <p>patuk__</p>
 <p>ragad__</p>	 <p>am__</p>

Ingnganannu ino letratuwera. Pilinnu ino fustu a letra kasem iturak so ambu'na.

Itura'ngu ino bilangira so aggiturakkan a kayit.

6

7

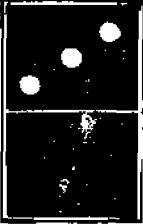









8

9

10

Itura'ngu ino bilangira so aggiturakkan a kayit.

Lesson 5

 _____	 _____
 _____	 _____
 _____	 _____
 _____	 _____
 _____	 _____

Itura'ngu ino bilangnga ino tulnakkira.



kayu

\_\_\_\_\_



mammanuk

\_\_\_\_\_



kawasan

\_\_\_\_\_



pasiking

\_\_\_\_\_



bingkan

\_\_\_\_\_



bawi

\_\_\_\_\_



paniki


\_\_\_\_\_



salawinit

\_\_\_\_\_

1. Ingnganannu ino letratuwera. Dingngaggannu ino akkedami'na ino a. Balikungkungannu ammin ino letraera a a so kadda sapit. Itura'ngu ino bilangnga ino a nu pidya sino kayit. 2. Ingnganannu ino letratuwera. Dingngaggannu ino akkedami'na ino i. Balikungkungannu ammin ino letra a i sino kadda sapit. Itura'ngu ino bilangnga nu pidya sino kayit.




ulag



umuk



uwaw



utta

Ingnganannu ino letratuwera a aggadingngaggannu ino akkedami'na ino gafuna. Itannu ino sapit. Balikung-kungannu ino letra so gafuna.



kabayu



leburu





kayu



siku

Ingnganannu ino letratuwera a aggadingngaggannu ino akkedami'na ino ambu'na. Itannu ino sapit. Balikung-kungannu ino letra so ambu'na.



u

u

u

Itura'ngu ino letraera sino aggiturakkan a kararag.  
Tuntulannu ino pitta na a letra.



ragadi

\_\_\_\_\_



i'lug

\_\_\_\_\_



lalaki

\_\_\_\_\_



alifambang

\_\_\_\_\_



balansina

\_\_\_\_\_






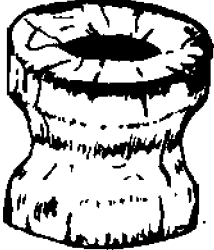


mammanuk

\_\_\_\_\_

Balikungkungannu ino vowels a, i, u so kadda sapit.  
Itura'ngu ino bilangnga syllables so kadda sapit sino  
kayit.

a i u

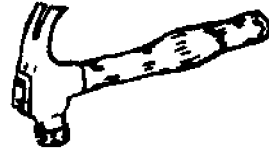
 __rut	 __lat
 __tap	 __ming
 __waw	 __ttung

Ingnganannu ino letratuwera. Pilinnu ino fustu a letra kasem iturak sino gafuna.


a i u



tapay\_\_




martily\_\_



bak\_\_



lalak\_\_



arad\_\_



panik\_\_

Ingnganannu ino letratuwera. Pilinnu ino fustu a letra kasem iturak so ambu'na.

Lesson 6



pesut



beduru



befay



tetay

Ingnganannu ino letratuwera. Dingngaggannu ino akkedami'na ino ma'unta a vowel. Itannu ino sapit. Balikungkungannu ino pitta na vowel.




e


e

e


Itura'ngu ino letraera sino aggiturakkan a kararag.  
Tuntulannu ino pitta na a letra.



gogawa



tongan





bola









tokud

Ingnganannu ino letratuwera. Dingngaggannu ino akkedami'na ino ma'unta a vowel. Itannu ino sapit. Balikungkungannu ino pitta na vowel.



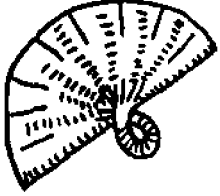





Itura'ngu ino letraera sino aggiturakkan a kararag.  
Tuntulannu ino pitta na a letra.

e o

 b__duru	 t__ngan
 b__ti	 l__buru
 p__sut	 t__lay

Ingnganannu ino letratuwera. Pilinnu ino fustu a letra kasem iturak sino kayit.

e o

 <p>papepp__d</p>	 <p>ad__n</p>
 <p>kak__d</p>	 <p>ay__g</p>
 <p>kart__n</p>	 <p>ak__n</p>


Ingnganannu ino letratuwera. Pilinnu ino fustu a letra kasem iturak sino kayit.

Lesson 7




a i u

---




a i u

---




a i u

Ingnganannu ino letratuwera a aggadingngagga so akkedami'na ino gafuna. Balikungkungannu ino fustu a letra.





a i u

---



a i u


---




a i u

Ingnganannu ino letratuwera a aggadingngagga so akkedami'na ino ambu'na. Balikungkungannu ino fustu a letra.


a e i o u



b\_\_wi



g\_\_tara



t\_\_kud



k\_\_sa






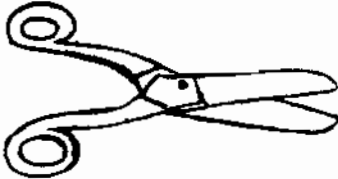


g\_\_lating



p\_\_sut

Ingnganannu ino letratuwera. Pilinnu ino fustu a letra kasem iturak sino kayit.

a e i o u

 <p>ul__t</p>	 <p>ak__n</p>
 <p>day__d</p>	 <p>gars__b</p>
 <p>um__k</p>	 <p>tuk__k</p>

Ingnganannu ino letratuwera. Pilinnu ino fustu  
a letra kasem iturak sino kayit.

0	1	2	3	4	5	6	7	8	9	10
10	11	12	13	14	15	16	17	18	19	20
20	21	22	23	24	25	26	27	28	29	30
30	31	32	33	34	35	36	37	38	39	40
40	41	42	43	44	45	46	47	48	49	50
50										

$\begin{array}{r} 10 \\ \underline{1} \\ 11 \end{array}$	$\begin{array}{r} 20 \\ \underline{9} \\ 29 \end{array}$	$\begin{array}{r} 30 \\ \underline{5} \\ 35 \end{array}$
$\begin{array}{r} 30 \\ \underline{6} \\ 36 \end{array}$	$\begin{array}{r} 10 \\ \underline{7} \\ 17 \end{array}$	$\begin{array}{r} 20 \\ \underline{3} \\ 23 \end{array}$


1. Basannu ino bilangira so kalekay. 2. Basannu ino bilangira so dolamma inangkaban so dufafa. Ino mekatallu a bilang so kadda inangkaban antwenoy ino namunganna ino pittana a adwa a bilang.

$\begin{array}{r} 50 \\ \underline{6} \\ \hline \end{array}$	$\begin{array}{r} 30 \\ \underline{8} \\ \hline \end{array}$
$\begin{array}{r} 40 \\ \underline{4} \\ \hline \end{array}$	$\begin{array}{r} 50 \\ \underline{3} \\ \hline \end{array}$
$\begin{array}{r} 10 \\ \underline{3} \\ \hline \end{array}$	$\begin{array}{r} 40 \\ \underline{1} \\ \hline \end{array}$
$\begin{array}{r} 50 \\ \underline{8} \\ \hline \end{array}$	$\begin{array}{r} 20 \\ \underline{2} \\ \hline \end{array}$
$\begin{array}{r} 50 \\ \underline{2} \\ \hline \end{array}$	$\begin{array}{r} 40 \\ \underline{9} \\ \hline \end{array}$


Basannu ino bilangira so dolamma inangkaban. Itura'ngu so kayit sino dufafana nu pidya ino namunganna ino pittana a adwa a bilang.



atu  
Atu



ilak  
Ilak



ulag  
Ulag

a	A	a	I
i	I	i	U
u	U	u	A

1. Ingnganannu ino letratuwera. Balikungkungannu ino letra so gafuna. Itannu ino bibissang anna dokal a letraera. 2. Mangwaka si kayit a me'afu so bibissang a letra a metupak so dokal a letra.



Annassilang



Agad



Eling



Engay



Isang



Ilong

Ongan



Osay



Unnay


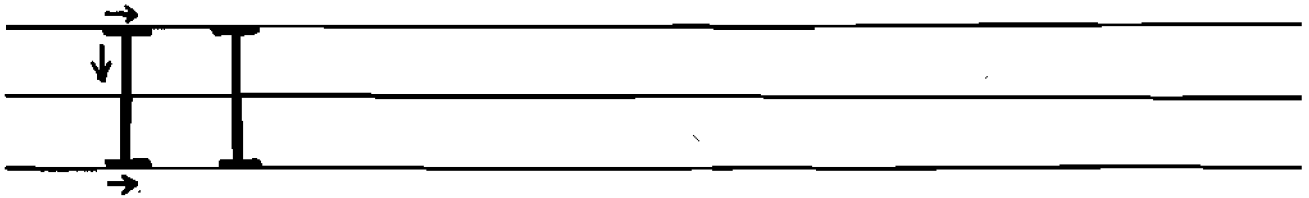
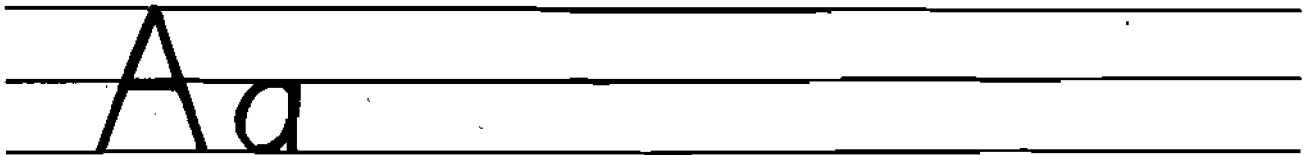



Utut



a	A	a	E
i	I	i	U
u	U	u	I
e	E	e	O
o	O	o	A

1. Sapitannu ino angan a basan ino mesturu. Balikung-kungannu ino dokal a letra sino gafuna sino kadda angan. 2. Mangwaka si kayit a me'afu sino bibissang a letra a metupak so dokal a letra.



Itura'ngu ino letraera sino aggiturakkan a kararag.  
Tuntulannu ino pitta na a letra.

U U

U u

E E

E e

O O

O o

Itura'ngu ino letraera sino aggiturakkan a kararag.  
Tuntulannu ino pitta na a letra.

50	51	52	53	54	55	56	57	58	59	60
60	61	62	63	64	65	66	67	68	69	70
70	71	72	73	74	75	76	77	78	79	80
80	81	82	83	84	85	86	87	88	89	90
90	91	92	93	94	95	96	97	98	99	100
100										

$\begin{array}{r} 50 \\ + 3 \\ \hline 53 \end{array}$	$\begin{array}{r} 70 \\ + 9 \\ \hline 79 \end{array}$	$\begin{array}{r} 60 \\ + 4 \\ \hline 64 \end{array}$
$\begin{array}{r} 80 \\ + 8 \\ \hline 88 \end{array}$	$\begin{array}{r} 50 \\ + 2 \\ \hline 52 \end{array}$	$\begin{array}{r} 90 \\ + 6 \\ \hline 96 \end{array}$

1. Basannu ino bilangira so kalekay. 2. Basannu ino bilangira so dolamma inangkaban so dufafa. Ino mekatallu a bilang so kadda inangkaban antwenoy ino namunganna ino pittana a adwa a bilang.

$\begin{array}{r} 70 \\ \underline{2} \\ \hline \end{array}$	$\begin{array}{r} 80 \\ \underline{4} \\ \hline \end{array}$
$\begin{array}{r} 50 \\ \underline{6} \\ \hline \end{array}$	$\begin{array}{r} 60 \\ \underline{9} \\ \hline \end{array}$
$\begin{array}{r} 30 \\ \underline{7} \\ \hline \end{array}$	$\begin{array}{r} 10 \\ \underline{9} \\ \hline \end{array}$
$\begin{array}{r} 90 \\ \underline{3} \\ \hline \end{array}$	$\begin{array}{r} 20 \\ \underline{8} \\ \hline \end{array}$
$\begin{array}{r} 70 \\ \underline{7} \\ \hline \end{array}$	$\begin{array}{r} 40 \\ \underline{5} \\ \hline \end{array}$

Basannu ino bilangira so dolamma inangkaban. Itura'ngu so kayit sino dufafana nu pidya ino namunganna ino pittana a adwa a bilang.

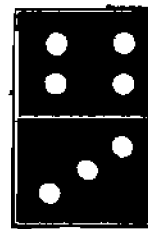
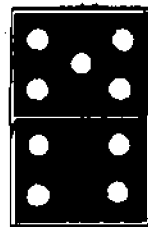

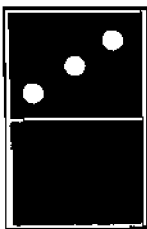
Test

la      la    yo    la    se    ngi  
yon    noy   on    yob   yon   gum

ale  
alu

akik  
ikik

aman  
amam



1. Balikungkungannu ino letraera sino tattakararag a mekunna sino ana so dolamma inangkaban. 2. Balikungkungannu ino letraera a tanganan so kadda inangkaban. 3. Pabbata'ngalannu a kuwetan ino letratu a netanganan ino akkedami'na ino gafuna. 4. Pabbata'ngalannu a kuwetan ino letratu a netangan ino akkedami'na ino ambu'na. 5. Itura'ngu ino fustu a bilangnga ino tulnakkira sino kayit.



English Teaching Directions:

- Page 1. Put your right hand on the picture of the hand so that your book will be in the right direction.
- Page 2. Draw a line from the fruits on the left to the plants on the right.
- Page 3. 1. Circle the picture in each row, that is the same as the one on the left.  
2. Circle the letter(s) that is the same as the one on the left.  
(Teacher: Do not read the syllables or ask the student to read them.)
- Page 4. Name the pictures in each row. Listen to the beginning sound.
- Page 5. 1. Circle the beads in each row that are the same as the ones in the box.  
2. Circle the letters in each row that are the same as the ones in the box.  
(Teacher: Do not read the syllables or ask the student to read them.)
- Page 6. Name the pictures in each row. Listen to the ending sound.
- Page 7. Write the letters on the writing lines. Follow the first letter.
- Page 8. Count the things in each set; count the dots. Look at the number.
- Page 9. Count the pictures on the left. Circle the correct number on the right.
- Page 10. Draw a line from the small thing on the left to the large one on the right.
- Page 11. 1. Circle the picture that is the same as the one on the left.  
2. Circle the letters that are the same as the ones on the left.  
3. Cross out the letters that are different in each box.
- Page 12. Name the pictures in each row. Cross out the picture that begins with a different sound.

- Page 13. 1. Circle the bead that is the same as the one on the left.  
2. Circle the letters in each row that are the same as the ones in the box.  
3. Circle the letters that are different in each box. Tell whether they are at the beginning, at the end, or in the middle.
- Page 14. Name the pictures in each row. Cross out the picture that ends with a different sound.
- Page 15. (same as page 7)
- Page 16. (same as page 8)
- Page 17. (same as page 9)
- Page 18. Draw a line from the picture on the left to the picture on the right. Draw a line from the box on the left to the circle on the right.
- Page 19. (same as page 3 for 1. and 2.)  
3. Circle the letters that are the same in each box. Tell whether they are at the beginning, at the end, or in the middle.
- Page 20. (same as page 12)
- Page 21. (same as page 5 for 1. and 2.)  
3. Circle the letter in the words that is the same as the letter on the left.
- Page 22. (same as page 14)
- Page 23. (same as page 7)
- Page 24. Draw a line from the picture to the correct number.
- Page 25. (same as page 24)
- Page 26. Name the pictures listening to the beginning sound. Look at the word; circle the beginning letter.
- Page 27. Name the pictures listening to the ending sound. Look at the word; circle the ending letter.
- Page 28. (same as page 26)
- Page 29. (same as page 27)

- Page 30. (same as page 7, adding:) Look at the two forms of a that the teacher writes on the blackboard: a and a. The letter a is written by a typewriter; the letter a is written by hand.
- Page 31. (same as page 7)
- Page 32. Name the pictures. Choose the correct letter and write it at the beginning.
- Page 33. Name the pictures. Choose the correct letter and write it at the end.
- Page 34. Write the numbers on the writing lines.
- Page 35. (same as page 34)
- Page 36. Write the correct number of the dots.
- Page 37. 1. Name the pictures. Listen to the a sounds. Circle all the letter as in each word. Write the number of as on the line.  
2. Name the pictures. Listen to the i sounds. Circle all the letter is in each word. Write the number of is on the line.
- Page 38. (same as page 26)
- Page 39. (same as page 27)
- Page 40. (same as page 7)
- Page 41. Circle the vowels in each word. Write the number of syllables in the word on the line.
- Page 42. (same as page 32)
- Page 43. (same as page 33)
- Page 44. Name the pictures. Listen to the sound of the first vowel. Look at the word; circle the first vowel.
- Page 45. (same as page 7)
- Page 46. (same as page 44)
- Page 47. (same as page 7)
- Page 48. Name the pictures. Choose the correct letter and write it on the line.

- Page 49. (same as page 48)
- Page 50. Name the pictures listening to the beginning sounds.  
Circle the correct letter.
- Page 51. Name the pictures listening to the ending sounds.  
Circle the correct letter.
- Page 52. (same as page 48)
- Page 53. (same as page 48)
- Page 54. Read the number chart at the top of the page. Read the numbers in the boxes at the bottom of the page. The third number in each box is the way the sum of the first two is written.
- Page 55. Read the numbers inside each box. Write the total of the first two numbers on the line below them.
- Page 56. 1. Name the pictures. Circle the beginning letter.  
See the small and capital letters.  
2. Draw a line from the small letter to the capital.
- Page 57. 1. Say the names the teacher reads. Circle the capital letter at the beginning of each name.  
2. Draw a line from the small letter to the capital.
- Page 58. (same as page 7)
- Page 59. (same as page 7)
- Page 60. (same as page 54)
- Page 61. (same as page 55)

### Test

- Page 62. 1. Circle the letters in each row that are the same as the ones in the box.  
2. Circle the letters that are different in each box.  
3. Cross out the picture that has a different beginning sound.  
4. Cross out the picture that has a different end sound.  
5. Write the correct number of dots on the line.
- Page 63. 1. Circle the numbers: 3, 8, 7, 4, 9, 8.  
2. Write several letter es on the first writing line and several letter is on the next line.  
3. Draw a line from the small letter to the capital letter.

Names of pictures used in auditory discrimination and vowel contrast drills.

Page 4.	atu bola kusa pala taddung	abbing bafuy kabayu payong tukak	addan bukkaw kaked palsik takki
Page 6.	kusa taddung abat mammanuk daffug	pala payong bilat tukak i'lug	bola sayyang kamat palsik ulag
Page 12.	kayu garsib lamag manuk gogawa	kaked bola pala sillay taddung	dagga bakaw leburu sapatut garsib
Page 14.	piyak kallab bafuy layag attung	tukak akad abat kakawal sayyang	addan lufid palyot ulag uwaw
Page 20.	manuk laggud bafuy kaked dagga	mata laddaw pala gogawa tukak	watay sapatut bilat kayu taddung
Page 22.	kabayu mammanuk bakaw akad layag	paniki pirak palataw bilat i'lug	ragadi daffug utta pepped abbing
Page 32.	asit iyung i'lug	ilak atu aken	
Page 33.	tabbi kakawa ragadi	gansa patuki ama	
Page 42.	irot atap uwaw	ulat iming attung	

Page 43.	tapaya baka aradu	martilyu lalaki paniki	
Page 48.	befay boti pesut	tongan leburu tolay	
Page 49.	pepped kaked payong	adon lalong aken	
Page 50.	afuy ulag ilap	adon uwaw iming	aken unat i'gan
Page 51.	kakawa alu bawi	dagga kabayu ragadi	gogawa kuku paniki
Page 52.	bawi tokud galating	gitara kusa pesut	
Page 53.	ulat dayod umuk	aken garsib tukak	