

HAY PANGINNILAAN AN MUMBIDBID

Learning to Read

SUMMER INSTITUTE OF LINGUISTICS

Publisher
1988

Other materials for teaching reading and writing in Ifugao are:

Let's Learn About Money

Recognition and Writing One's Name

Ngadan di Latlatoh, a picture dictionary
in the Ayangan dialect

Nan Mahhun an Mabaha, a pre-primer in the
Amganad dialect (religious)

Hay Mahhun an Bahaon, a pre-reader in the
Ayangan dialect (religious)

Hay Pangipaphodan Itun Bobloy Ta'u, a
secular pre-reader in the Ayangan dialect

Nan A"a"apoh, a Book of Folktales in the
Amganad dialect

Tigon Ta'uy La'latu, an easy reader in the
Amganad dialect

Published
in cooperation with
the Institute of Philippine Languages
and the
Department of Education, Culture and Sports
Manila, Philippines

Additional copies of this publication are available from:

Book Depository
P.O. Box 2270 CPO
1099 Manila

Ayangan Ifugao Pan Primer
(Third Printing)

39.23-1088-15C

52.20P-886035B

ISBN 971-18-0100-0

Printed in the Philippines

PREFACE

This primer-workbook, Hay Panginnilaan an Mumbidbid, has been prepared to teach the skills of reading and writing to the people of Ifugao Province, the Republic of the Philippines.

The vowels, a, u, i, o, e are taught first and then the consonants are taught in the following sequence: k, y, b, m, h, d, n, l, t, ' (glottal stop), ng, p, w, and g.

The reason for introducing the letters in this order is so that each letter can be introduced using phonics and practiced in controlled syllable, word, and story drills. Writing is taught and used to reinforce the reading skills in addition to the drills in the book, the teacher needs to teach comprehension by asking questions about stories in the book after the student has read them. This primer-workbook is designed to take into consideration the various Ifugao dialects, with exception of the Mayoyao dialect.

Hilda Licyag, Mary Morado, Mary Namolngo, Julius Pait, assisted in the preparation of the story material. Anne West of the Summer Institute of Linguistics prepared the lessons. Cover and lay-out were done by Ulrike Issmer of the Summer Institute of Linguistics.

INDEX

Instructions for Teachers.....	1
The Purpose of Letters and Books.....	6
Writing Lines.....	8
Grouping of Letters into Words.....	10
Syllables.....	12
Spelling.....	14
Lesson 1 (a).....	15
Lesson 2 (u).....	18
Lesson 3 (i).....	21
Lesson 4 (k).....	24
Lesson 5 (y, ay).....	27
Lesson 6 (o).....	32
Lesson 7 (e).....	35
Lesson 8 (b).....	38
Lesson 9 (m).....	42
Lesson 10 (h).....	49
Lesson 11 (d, ch).....	55
Lesson 12 (n).....	64
Lesson 13 (l, r).....	70
Lesson 14 (t).....	76
Lesson 15 (').....	83
Lesson 16 vowel clusters.....	89
Lesson 17 (ng).....	93
Lesson 18 (p).....	101
Lesson 19 (w).....	111
Lesson 20 (g).....	119
Lesson 21 (-b).....	128
Appendix (s, r, c, j, q, f, v, x, z).....	138

Teaching Instructions

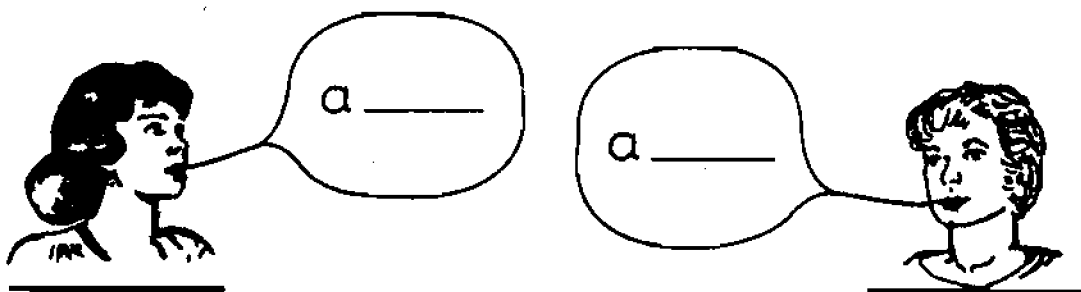
Lessons consist of up to 17 numbered drills to be taught as follows:

First, the student writes his name at the top of the lesson.

Drill 1 Reading the word beginning with the new letter:

Point to and read the word, then have the student point to it and read it. Then point to and read the beginning syllable and have the student do the same.

Drill 2 Thinking of other words which begin with the same letter:



Ask the students to name or say other words which begin with the letter shown.

Drill 3 Writing the small letter:

Demonstrate how to write the small letter. Student writes the letter, filling all the lines.

Drill 4 Reading the syllables:

Read the syllables in the box and have the student read them after you. Then have the student read the syllables until he can do so perfectly.

Drill 5 Built words:

First the student reads the word above the box by sounding out the syllables.
Second, he reads the syllables in the box.
Third, he circles the syllables of the word in the box.
Finally, he writes the syllables on the writing line below the box to make the word.

Example lalaki

a	i	o
la	li	lo
ka	ki	ko
la	li	lo

First, student reads lalaki.
Second, student reads all the syllables in the box
Third, student circles la, then the other la, and ki:

a	i	o
la	li	lo
ka	ki	ko
la	li	lo

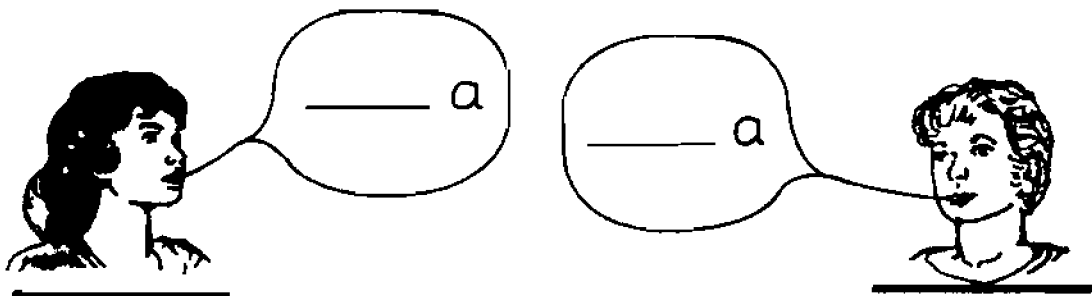
Finally, student writes the syllables he circled on the writing line:

lalaki

Drill 6 Reading the word ending with the new letter:

Point to and read the word, then have the student point to it and read it. Then point to and read the syllable and have the student do the same.

Drill 7 Thinking of other words which end with the same letter:



Ask the students to name or say other words which end with the letter shown.

Drill 8 Reading the syllables:

Read the syllables in the box and have the student read them after you. Then have the student read the syllables until he can do so perfectly.

Drill 9 Built words:

First the student reads the word above the box by sounding out the syllables. Second, he reads the syllables in the box. Third, he circles the syllables of the word in the box. Finally, he writes the syllables on the writing line below the box to make the word.

Drill 10 Learning the capital letter:

Point to and read the name beginning with the capital. Have the student point to the word and read it also. Tell the student that a capital letter is used to begin a sentence and at the beginning of the names of people and places.

Drill 11 Writing the capital:

Demonstrate how to write the capital letter. Student writes the capital letter, filling the line. Student writes both the capital and the small letter, in pairs, on the last line.

Drill 12 Writing capitals and small letters:

Student writes the second letter of the pair.
Example if this,

A

student writes "a" beside "A", so it will
be like this:

A a

but if it is like this,

a

then the student will write "A" beside the "a"
so it will look like this:

a A

Drill 13 Reading practice:

Choose the text most like the student's
own dialect and have the student read it.
DO NOT read it for him. Help him sound
IT OUT. Student repeats the reading until
he can do it quickly and as if he were
talking.

Drill 14 Writing words and sentences that the teacher
says:

Say words, phrases, and sentences from
drills 13, 15, or 17 which are closest to
the student's dialect and have the student
write them on the writing lines.

For example, for lesson 10, say these words
and have the student write like this (if,
for example, he is a speaker of the
Kiangnan dialect):

(1) hiya (2) baka (3) Oha

(4) Hi Aki (5) Mahmaham

Drill 15 Reading the drills quickly

Student reads the drills most like his own dialect, repeating them until he can read them quickly and as if he were talking.

Drill 16 Learning the number

First, the student counts the number of eggplants. Second, tell the student that the written number is the same as the number of eggplants.

Third, demonstrate how to write the number.

Fourth, have the student write the number on the line to the end of the line.

In lessons one to five the students write the number of objects on the line by the pictured objects.

In lessons six to twenty the students fill in the missing numbers

On pages 127 and 137 the students copy the number on the line under each number.

Drill 17 More reading practice:

Some lessons have additional texts for reading practice. Choose the text most like the student's dialect and have him read that one. Help him sound out new words, but **DO NOT** read them for him. Have him read the text repeatedly until he can do so quickly and perfectly.

Drill 18 Testing comprehension.

THESE DRILLS ARE NOT IN THE BOOK.
THEY MUST BE DONE BY THE TEACHER.

Ask questions about the text. This is so the student will learn to read for meaning. Questions can be true or false, multiple choice, matching, simple answer, or finding the answer in the text. The following examples are for the text on p.115. The teacher should ask the questions in the dialect of the student.

Example of true or false:

The spider made his house in the ground. (false)

Example of multiple choice:

Choose the right word to fill in the blank.

This house of the spider is how he gets _____.

a) caught b) his food c) a net

Example of matching:

Draw a line from what is under A to the one under B which completes it.

A

B

There is a spider
That house of his
If something passes there

is like a net
it is caught
who makes his house
in a tree

Example of simple answer:

What does the spider make in the tree? (his house)

Example of finding the answer in the text:

Read the part in the text that tells what the spider's house is like.

The Purpose of Letters and Books

The use of a book:

Things we do not know can be learned from books. What is written in a book does not change, no matter when it is read.

The use of a letter:

A letter is useful. For example if you go to a far place and there is something you want to tell your family or friends about yourself, you can write it. It does not cost very much to send a letter, but to go yourself costs money and takes a lot of time. Letters also make those written to, happy.

Hay Niyatan nan Liblu ya nan Sulat

Nan niyatan nan liblu:

Nan agge ta'u innila ya mabalin an ma'adal hinan liblu. Ya adi mahannotan nan alyona an ta'on hi bidbidon boh bigat onu udum hi algo.

Nan niyatan nan sulat:

Waday iyatana. Hi on gulatna ta ume'ah nan idawwin bobie ya waday pohdom an ibagah nan pamilyam onu gagayyumu an tinaynam hi a'atmu onu pumpaligatam ya mabalin an nan tudo'mu di ipawitmu an bokon he"ay ume. Wada boy udum an iyatan nan sulat te mangipa'amlong hinan nuntud'am.

Writing Lines

Lines are used for writing so the writing can be straight.

Write starting on the left and going to the right. Do the same to read by reading from left to right.

Nan Pangitudo'an

Nan linya ya hidiyey pangiha''adan hinan mitudo' ta wan muntaldong nan itudo'.

Ya mihipun nan tudo' hi nangappit hi iniggid ta ingganah nan winawwan. At hidi boh nan pumbidbidan an ihipun hinan nangappit hi iniggid ta inggana boh nan winawwan.

Grouping of Letters into Words

A Story

Buwot of the fields; Buwot of the mountains.
His teeth have become black; his mouth has become black.
Because he eats cogon shoots; he eats vines.
But we won't befriend him.
He is selfish with drink; selfish with their wine.
When you die, Buwot, we won't have a wake; we won't
stay by you.

Let's look at what is written here. The letters follow each other. Sometimes there are four letters. There can be two, three, five or more. The reason they are separated is so that the end of one word and the beginning of another can be distinguished.

Readable:

Buwot of the fields.

Unreadable:

Buwotofthefields.

Some words are long because they have many letters in order to be read. Some are short because they have only a few letters. It is like that because words are different. Some words have many sounds and some have few. We can count the sounds in each word. How many sounds are in the word

"tatagu" (3)

"bumayubayu" (5)

"tubu" (2)

"o" (1)

This is the reason for the difference in the length of words. A word is short if it has few sounds. But if it has many sounds it is long. Long words are divided into parts. Look at the word "tatagu" which is one word, but if divided into its parts of "ta", "ta", and "gu" then it can easily be read.

Syllables

We study syllables because if we know all the different syllables then we can read any word. There are just a few syllables but many, many words. For example, if you know how to read eight syllables you can read about twenty words in Ifugao. These eight syllables combine to make twenty different words.

If we learn words instead of syllables we get dizzy because how many words are there in Ifugao! But it is easy to study syllables because they are not long and there are only a few, not like words, which are so many.

There are syllables which have only one letter like:

u The first sound in the word ulog - snake.

a The first sound in the word abung - house.

Some syllables have two letters like:

ma The first sound in the word malok - sleep.

tu The first sound in the word tulu - three.

There are other syllables which have three letters like:

mum The first sound in the word mumbayu - to pound.

tam The first sound in the word tamtam - taste.

tim The first sound in the word timba - big tin can.

Syllables are all short and so easy to learn. That's why the reader learns the syllables of words to help him read instead of learning whole words.

Hay Aton an Mumbidbid

Adalon nan agodwagodwan nan hapit te innila ta'u en amin nan nat'onat'on an nagta ya mabalin an bidbidon ta'uy kompulnan hapit.

Oh'ohhaday nagta mu dakkodakkol di hapit. Hi on innilam an mumbidbid i ha ta'on hi waluy nagodwagodwa onu nagtan di hapit ot mabalin an bidbidom ha baintiy hapit hi Ipugao. Te mabalin an mahuhu''up datuwen walu ya ma'apyay baintiy hapit.

On ha nan hapit an bokon nan nagta di adalon ta'u ya ma'ulaw ta'u nin te an namin nan hapit ta'un Ipugao ya umeh atnay libu. Mu nalakan adalon nan nagta te bokonda adudduke ya oh'ohhada an adi umat hinan hapit an dakol.

Waday udum an ohay tudo'na umat hinan:

a Hituway umunnah nan hapit an abung.

u Hituway umunnah nan hapit an ulog.

Waday udum an duway tudo'da umat hinan:

ma Hituway umunnan donglon hinan hapit an malok.

tu Hituway umunnan donglon hinan hapit an tulu.

Waday udum an tuluy tudo'da umat hinan:

mum Hituway umunnan donglon hinan hapit an mumbayu.

tam Hituway umunnan donglon hinan hapit an tamtam.

tim Hituway umunnan donglon hinan hapit an timba.

Hi'dod en namin ya nalaka bon innilaon. Hiya nan at hituy aton nan mumbidbid an innilaona nan agogodwan nan hapit te bumoddang i hiyan mumbidbid mu nan pamaag ya nangammut an bidbidon.

Spelling

You may be wondering what dialect is used in this book, since there are many different dialects of Ifugao. Even though there are various dialects, it is easy to adjust to any dialect no matter where one goes in Ifugao because there are many similarities. Soon one can easily understand. It can be the same with reading. Of course it is not possible to write each letter and each word in all the different ways it is pronounced, so just let the reader pronounce it according to his dialect.

An example is with the letter "b". It has many variations, such as f, pw, bw, pf, and fia. In this book it is written as b, but each reader should pronounce it according to his dialect; thus a Banaue speaker should pronounce each syllable initial "b" as "f", and a Hapao speaker as "fia", etc.

It is the same with other letters such as d, l, and y. Each reader should pronounce them according to his dialect.

You do not have to change your pronunciation. When you write your dialect, you may write it the way it is pronounced. However, because this book is to be used throughout all of Ifugao, sometimes the words in the book will be written a little differently than the way you pronounce them.

Namangulu an mituddu (a)
(Lesson one)

ngadanmu

1.



hi ama

ama

a



2.



Kiangan

Ngadanonyuy udum an mipalpu hi a.

Banaue-Lagawe

Ngadanonyuy udum an hapit an mihipun hi a.

Bunhian

Ngadan nuy udumna an hapit an mihipun hi a.

Ayangan

Buwaonyuy udum hi mete"ah a.

3.

o o

o

o

4.

a	a
a	a



a
a

6.

m a t a
t a
a



7.



Kiangan

Ngadanon yuy udum an waday a hi udidina.

Banaue

Lagawe

Ngadanonyuy udum an hapit an waday a hi dappuhna.

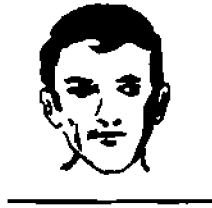
Bunhian

Ngadan nuy udumna an hapit an waday a hi da'puhna.

Ayangan

Buwaonyuy udum hi ihnay a hi da'pohna.



10.





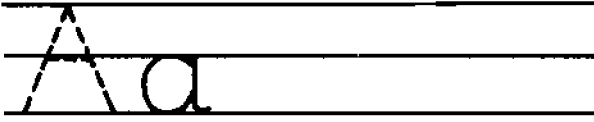
hi Andi

A

11.




12.



16.




1



Mi'adwa an ma'adal (u)
(Lesson two)

1.





ngadanmu

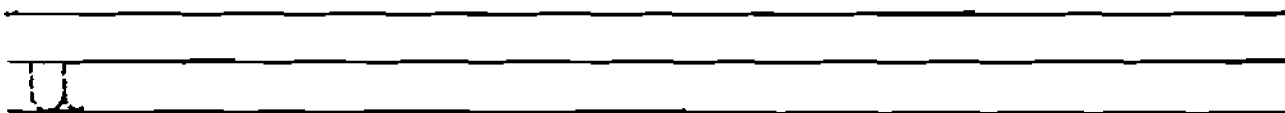
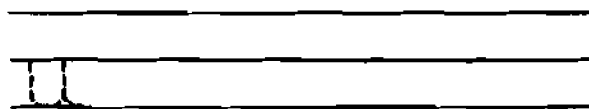
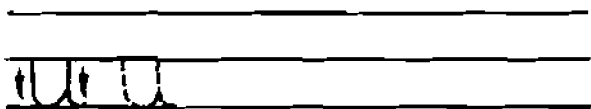
unah

u

2.



3.



4.

a	u	u	a
u	a	a	u

a
u

6.





yuyu

yu

u

7.



a	u	a
A	a	A
u	a	u
a	u	A
A	u	A
u	a	u

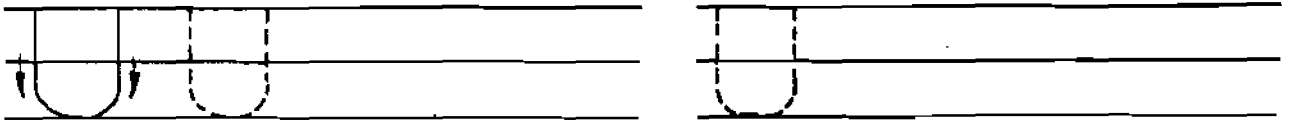
10.



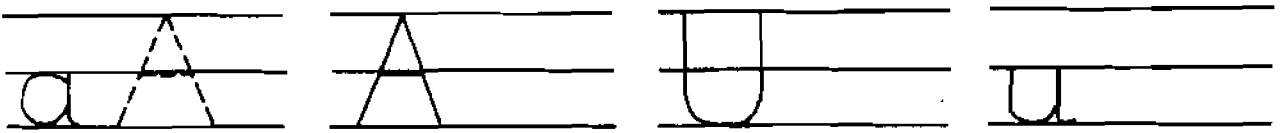
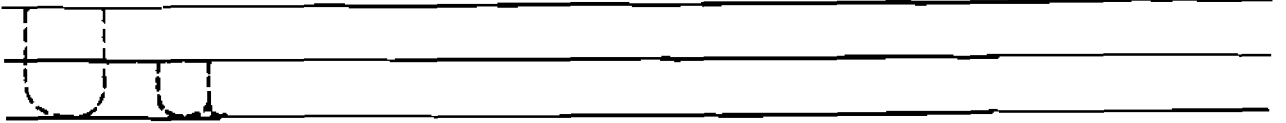
hi Uyammi

U

11.



12.



16.



2

2 2





1 + 1 = _____

Mi'atlu an mituddu (i)
(Lesson three)



ngadanna

1.

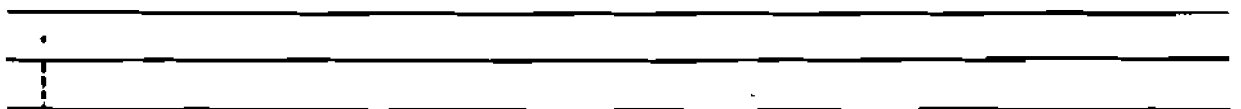
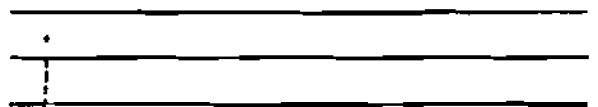
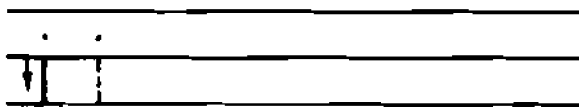


hi ina
ina
i

2.



3.



4.

i	u	a
u	a	i

a
i
u

6.

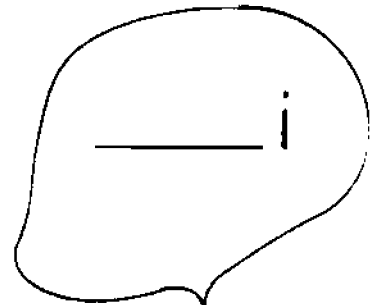
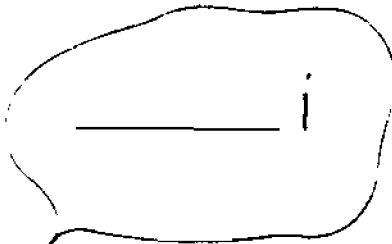


buh i

hi

i

7.




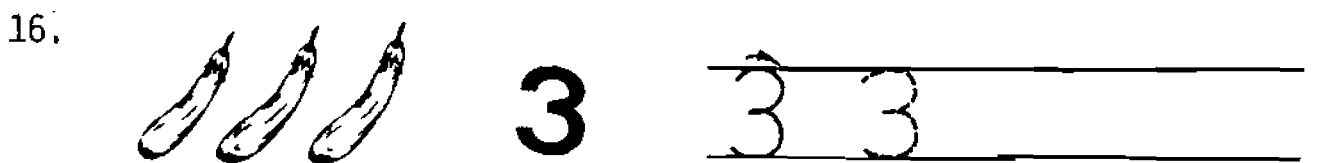
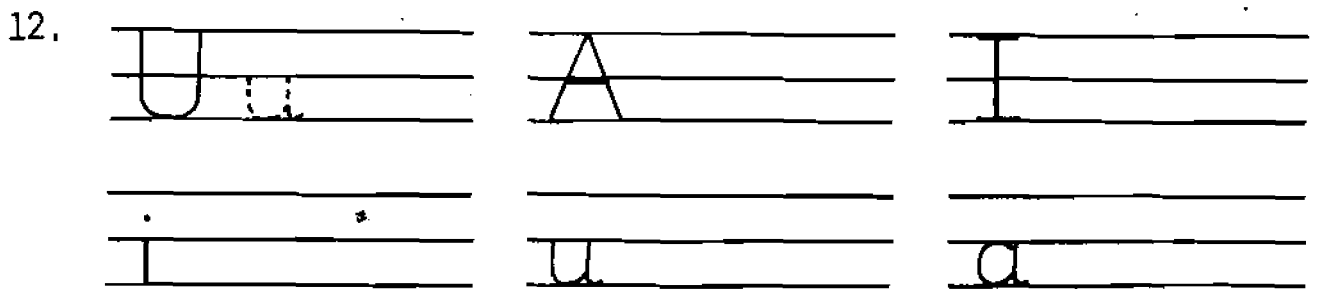
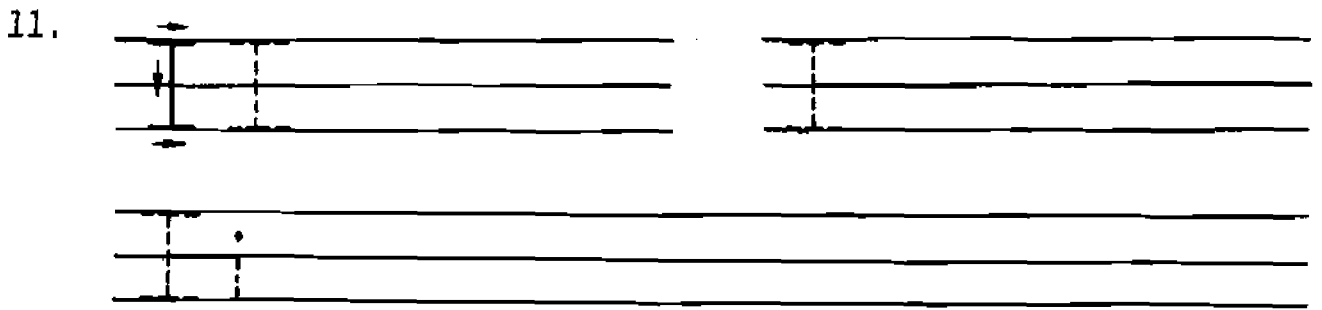
i	a	i	u
U	i	a	i
A	U	A	U
u	i	A	a
i	U	i	u

10.



hi Indudun

I



Mi'apat an mituddu (k)
(Lesson four)


ngadanmu

1.



kabayu

ka


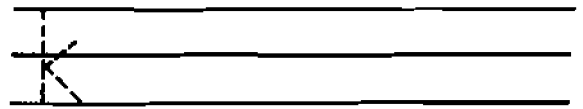

k



2.



3.

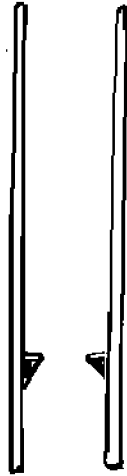


4.

a	i	u
ka	ki	ku

ka
ki
ku

6.




akkad

ak

k

7.



8.

a	i	u
ak	ik	uk

a	i	u
kak	kik	kuk

ak
ik
uk


10.



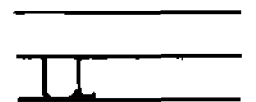


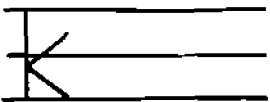


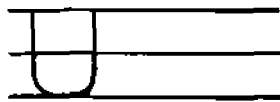
hi Kalingayan

K

11.



12.



16.



4



2 + **2** = _____

Mi'alima an mituddu (y)
(Lesson five)

ngadarnu

1.





yuyu

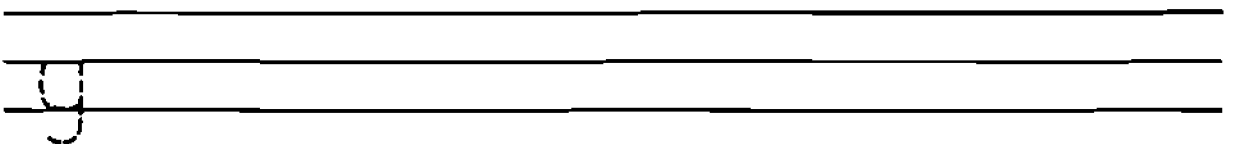
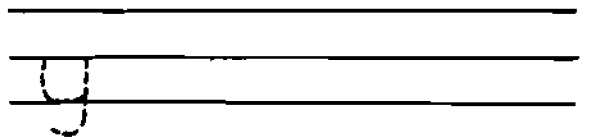
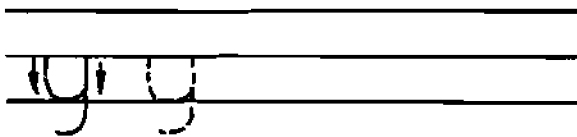
yu (dyu, su, shu)

y

2.



3.



4.

a	i	u
ya	yi	yu

ya
yi
yu

ya	yi	yu
ka	ki	ku

ya	yu	ki
yu	ku	yi
ku	ka	ya
yi	yu	ka

5.


yuyu

aya/kaya

a	u
ya	yu
ya	yu

a	u
ya	yu
ka	ku

6.





babuy

buy

y

7.



8.

a	u
ay	uy

ay
uy

ay	uy	
ak	ik	uk
kak	kik	kuk
kay	kuy	

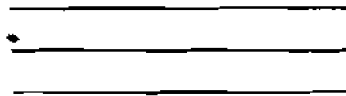
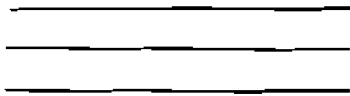
9.

ayyu/kayyu

uy

a	u
ay	uy
kay	kuy
ya	yu

a	u
ay	uy



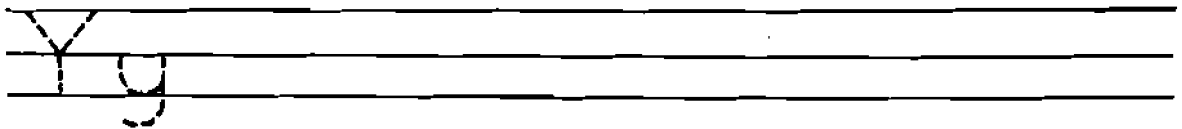
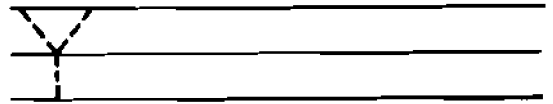
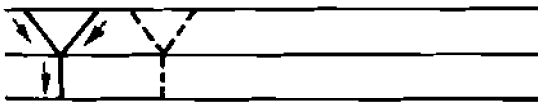
10.




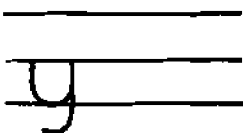
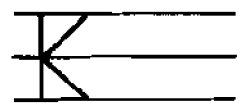
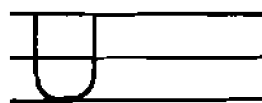
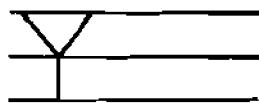
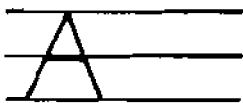
hi Yogyog

y

11.



12.



13.

Yuyu aya!

Hapac
Kiangan


Yuyu kaya!

14.

16.



5



$$2 + 3 = \underline{\quad}$$

ngadanmu



1.

olong/oong

o o



2.



3.

o o

o

o

4.

o	i	u	a
ko	ki	ku	ka
yo	yi	yu	ya

a
u
i
o


ok	ak	uk	ik
oy	ay	uy	

6.



(Hay udum an bobluy umat hi ad Ayangan ya mi'id ah o hi dappuh di hapit.
At adida adalon nan 6 ya 7)

uplano (uplanu, hoplano, diplano,
no huplano, eloplano)

o



7.



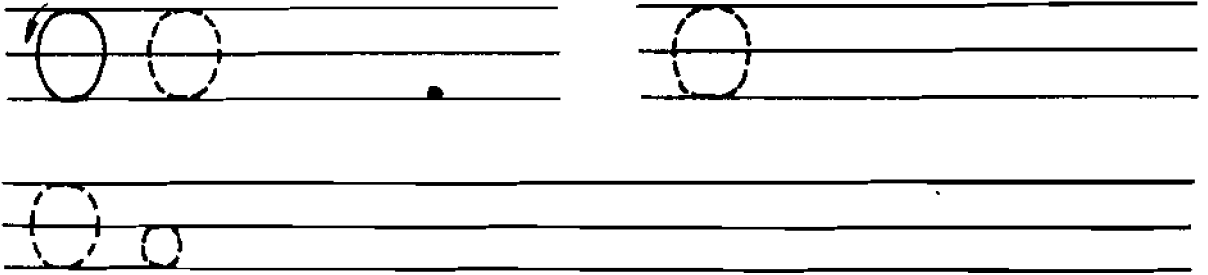
10.



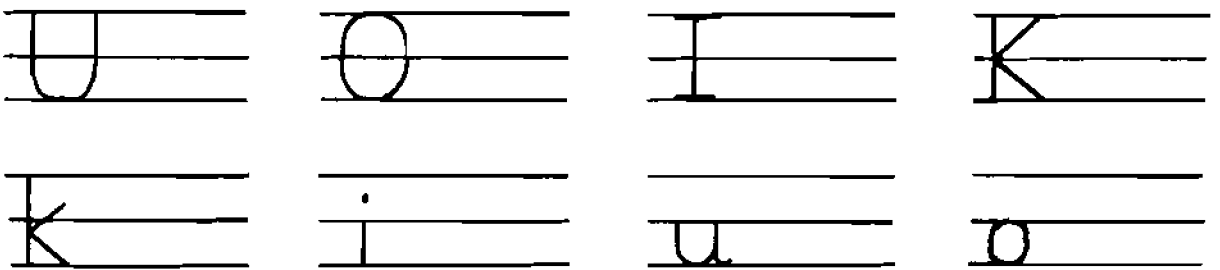
hi Oltagon

0

11.



12.



16.



6



1

3

5

3

+

3


=

Ni'apitu an mituudu (e)
(Lesson seven)

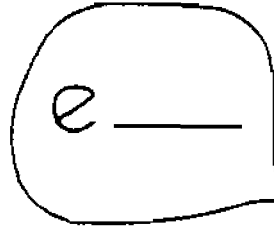
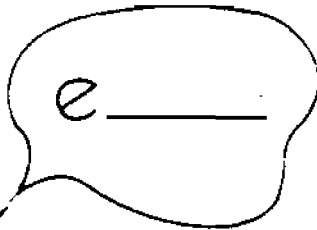

ngadanmu

1.




ekan
e



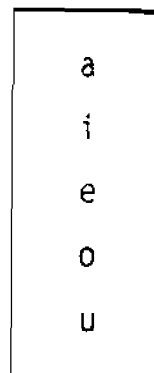
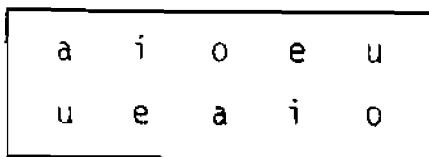
2.



3.



4.



6. (Hay udum an bobluy umat hi ad Batad, ad Bunhian, ya ad Ayangan ya mi'id ah e hi dappuh di hapit. At adida adalon nan 6 ya 7.)



hibe
be
e

7.






10.

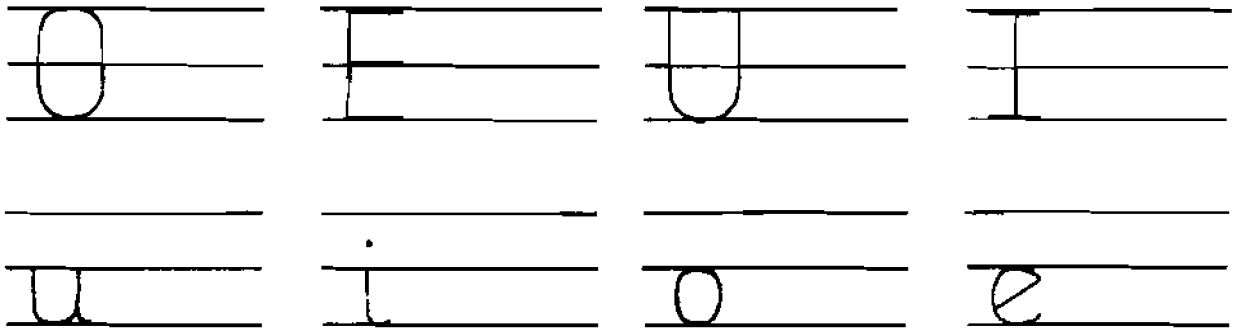


hi Edi
E

11.



12.

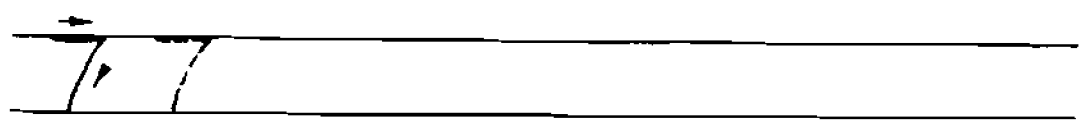


ke	ko	ki	ka	ku
ye	yo	yi	ya	yu

ek	ok	ik	ak	uk
yek	yok	yik	yak	yuk

e	o	u	e	i	a
o	u	e	a	e	i

16.




___ 2 ___ 4 ___ 6 ___

3 + 4 = ___

ngadammu

1.



buhi (timbang)


bu (f,pw,bf)

b

2.

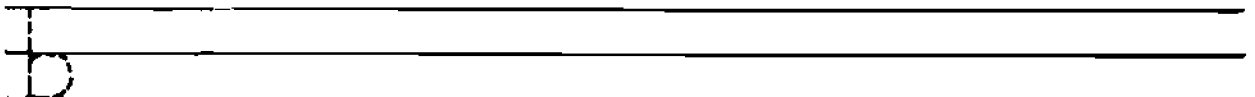



b _____



b _____

3.



4.

u	a	i	e	o
bu	ba	bi	be	bo

bu
ba
bi
be
bo

yu	ya	yi	ye	yo
ku	ka	ki	ke	ko
bu	ba	bi	be	bo
buy	bay			boy

5.

ubi/kubi

a	u	i
ba	bu	bi
ka	ku	ki

baka

ka	ke	ki
ba	be	bi

babuy

ba	bo	bu
bak	bok	buk
bay	boy	buy

baybay

bo	bu	ba
boy	buy	bay
boy	buy	bay

(Hay mi'abaintit oha an mituddu di awadan 6-9)

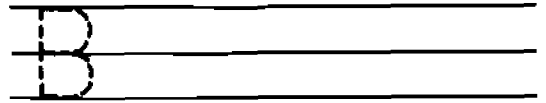
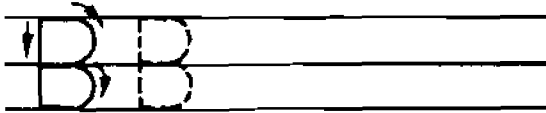
10.





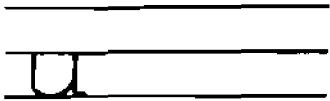
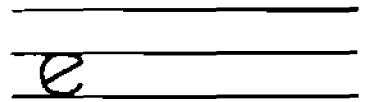
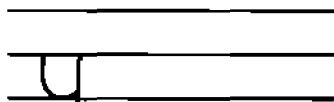
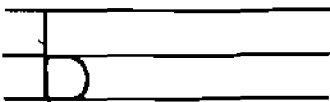
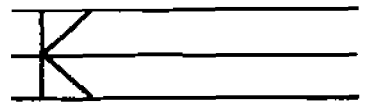
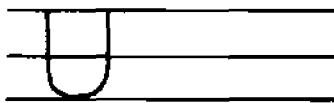

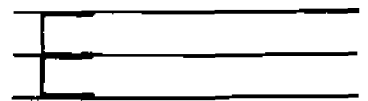
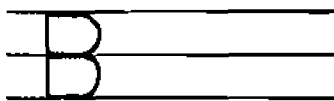

ad Bannawol

B

11.



12.



13.

Yuyu.

Babuy.

Yuyuyu.

Babuuyu.

Yuyu aya!

Babuuyu aya.

Hapa
Kiang

Yuyu kaya!

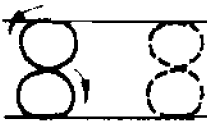
Babuy yu kaya!

14.

16.



8



1 3 5 7

6 + 2 =

ngadanmu

1.



mata

ma



m



2.



3.



4.

u	a	e	o	i
mu	ma	me	mo	mi

mu
ma
me
mo
mi

ba	bo	be
ma	mo	me
ya	yo	ye
ka	ko	ke

5.

uma

a	u	i
ma	mu	mi


ume/umuy

o	e	u	a
mo	me	mu	ma
moy		muy	may

mabayu

ma	mo	mu
ba	bo	bu
ya	yo	yu

6.





hihim

him

m

7.



8.

a	e	u	i	o
ak	ek	uk	ik	ok
am	em	um	im	om

yam	yim	yum
bam	bim	bum
mam	mim	mum

am
em
um
im
om

9.

hi amam

a	i	u
ma	mi	mu
mam	mim	mum

hi

kumik/komik

ko	ku	ki	ke
mo	mu	mi	me
mok	muk	mik	mek

ba kam

bo	be	ba
bom	bem	bam
kom	kem	kam

kabayu/ambayu

am	um	em
ma	mu	me
ka	ku	ke
ba	bu	be
ya	yu	ye


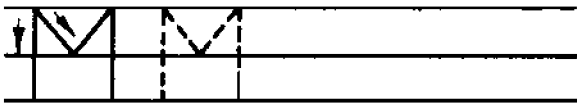
10.



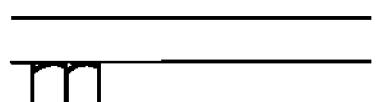



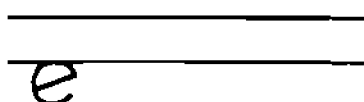
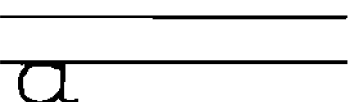

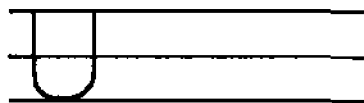




hi Mary

M

11.



12.



15.

Mumbayu ayu.

Mumbayu kayu.

Mumbayu ami.

Mumbayu kami.

16.



9

9 9

__ 2 __ 4 __ 6 __ 8 __


$$5 + 4 = \underline{\quad}$$

1.

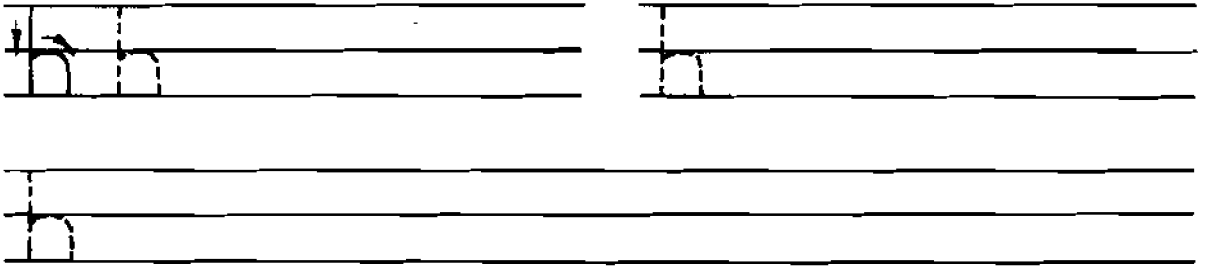
hapid
ha
h



2.



3.



4.

a	o	i	e	u
ha	ho	hi	he	hu

ha
ho
hi
he
hu

bo	be	bu
mo	me	mu
ho	he	hu

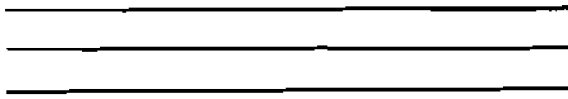
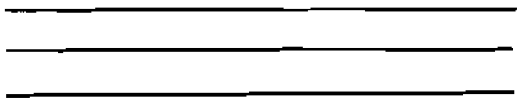
5.

ihu

a	i	u
ha	hi	hu

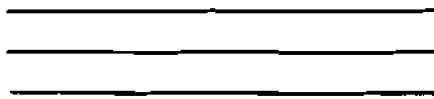
hiyam

ha	ho	hi
ya	yo	yi
yam	yom	yim




ahu/aho/kahu

a	u	i	o
ka	ku	ki	ko
ha	hu	hi	ho




6.



bogah
gah
h

7.



8.

u	a	i	o	e
uh	ah	ih	oh	eh

bah	bih	buh
mah	mih	muh
yah	yih	yuh

ah
uh
ih
oh
eh

9.

amoh

a	o	i
ma	mo	mi
mah	moh	mih

mahmaham

ma	mu	mi
mah	muh	mih
ham	hum	him

10.



hi Hilda
H

11.

M

H

B

Y

h

b

y

m

15. Hapao Hi aki ya mumbakka.
Kiangar Hi aki ya miabba.

Banaue Ekayu mo.
Lagawe O, ume ami.

Ayangan Umuy ayu mo.

16.  **10**

10 10

1 **3** **5** **7** **9**

$$5 + 5 = \underline{\quad}$$

ngadannu

1.





duyu (chu, shu, su)

du

d

2.



3.

Handwriting practice lines for the letter 'd'. The first row shows two lowercase 'd's on a four-line grid, with arrows indicating the stroke direction: a vertical line down and a counter-clockwise curve. The second row shows a single lowercase 'd' on a similar grid. The remaining three rows are empty four-line grids for independent practice.

4.

a	u	i	e	o
da	du	di	de	do

da
du
di
de
do

ma	mu	mi	me	mo
ha	hu	hi	he	ho
da	du	di	de	do

5.

dida

da	du	di
ma	mu	mi
da	du	di

adi

a	e	i
ya	ye	yi
da	de	di


hidi

ka	ki	ko
ha	hi	ho
da	di	do

mihda

di	do	da
mi	mo	ma
mih	moh	mah

6.




a l a d

l a d

d

7.



d d

d

d

8.

a	u	i	o	e
ad	ud	id	od	ed

ad
ud
id
od
ed

had	hud	hid	hod	hed
mad	mud	mid	mod	med
dad	dud	did	dod	ded

9.

hudhud

had	hud	hid
bad	bud	bid
had	hud	hid

bayad

ba	bi	bu
ya	yi	yu
yad	yid	yud


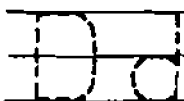
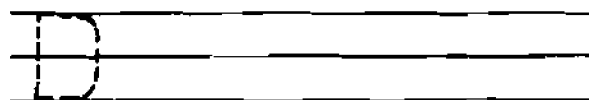
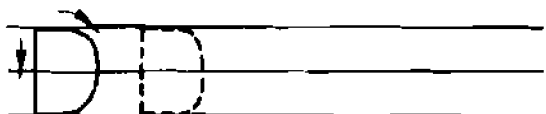
10.



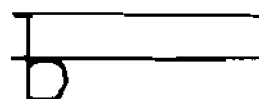
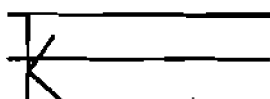
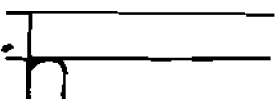
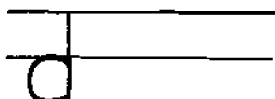
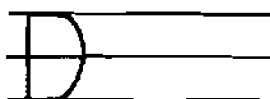
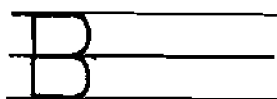
hi Dimmuy

D

11.



12.



15. duyu
duyumi
duyumih di

Mumbaha.

Mumbidbid.

Mumbahada.

Mumbidbidda.

Mumbaha kayu.

Mumbidbid kayu.

16.  **11**


10 + **1** = _____

_____ **2** _____ **4** _____ **6** _____

8 _____ **10** _____

ngadarmu

1.

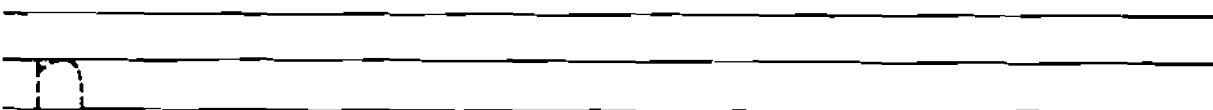
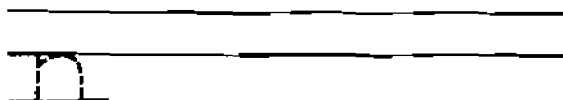





nuwang/nugang/nugwang

nu

n

2.



4.

a	i	u	o	e
na	ni	nu	no	ne

na
ni
nu
no
ne

da	di	du	de	do
ha	hi	hu	he	ho
na	ni	nu	ne	no

5.

mani

a	i	u
ma	mi	mu
na	ni	nu


ina

a	i	e
ma	mi	me
na	ni	ne

anu/kanu

a	e	u	o
ka	ke	ku	ko
na	ne	nu	no

6.





umbunan (ubunan)

nan

n

7.



8.

a	i	u	e	o
an	in	un	en	on

en
on
an
in
un

dan	din	dun	den	don
han	hin	hun	hen	hon
nan	nin	nun	nen	non

9.

ahan/anhan

a	i	u
an	in	un
han	hin	hun

ahin

a	o	i
ha	ho	hi
han	hon	hin

umbun

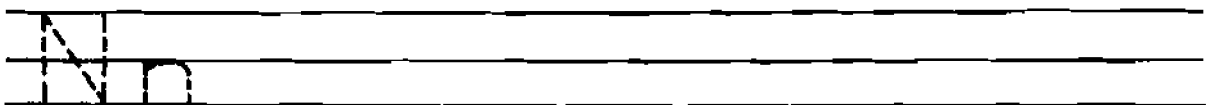
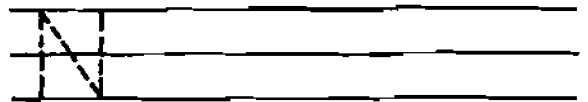
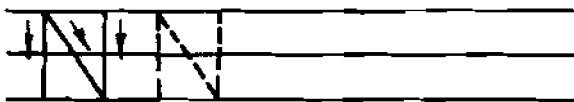
om	em	um
bom	bem	bum
bon	ben	bun

10.

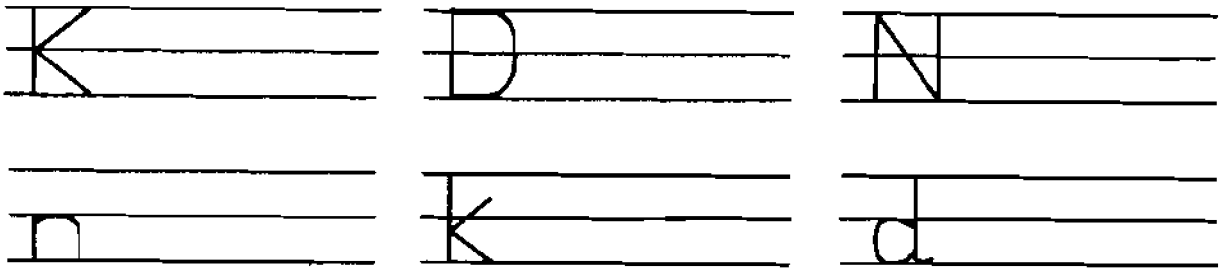


hi Nina
N

11.



12.




13. Kiangán Umbun kayun mumbidbid.
 Umbun da damdaman mumbidbid.

Banaue Umbun ayun bumahabaha. Adi nin
 umdah nan binahayu. Inayunyun mumbaha.

Ayangan Umbun ayun bumahabaha. Adi nin
 umda nan binahayu. Inayunyun mumbaha.

14.



15.

Hapao
Klangan

Hin umekad Boko ya
i-em nan babuy ya manuk.
Hi Buyukkan di ibbam an ume.

Banaue
Lagawe

On ume ayu eh Bokoh ya
iyeyu nan babuy. Hi Buyukkan
di ibbayun ume.

Ayangan

Anun nuy babuy hinuy kahuy
ya aba. Anun nuy ahuhinuy
ekan.

16.



12



10 + 2 = _____

1 _____ **3** _____ **5** _____ **7** _____

9 _____ **11** _____

1.



ulu

lu

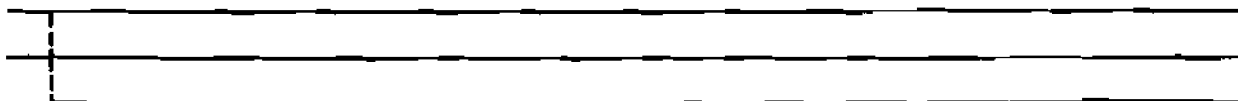


l



2.



3.



4.

a	u	i	o	e
la	lu	li	lo	le

la
lu
li
lo
le

na	nu	ni	no	ne
da	du	di	do	de
la	lu	li	lo	le

5.

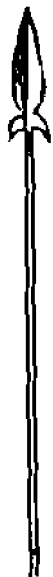
bale/baluy

bu	be	ba
lu	le	la
luy	ley	lay

lomlom

lo	li	le
lom	lim	lem
mom	mim	mem
lom	lim	lem

6.

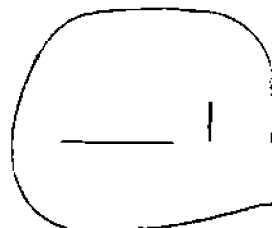
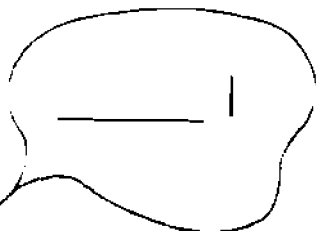



pahul (pahuu) (pahur)

hul

l

7.



8.

a	i	u	e	o
al	il	ul	el	ol

nal	nil	nul	nel	nol
hal	hil	hul	hel	hol

lal	lil	lu?	le?	lol
-----	-----	-----	-----	-----

a
i
u
e
o


9.

ada1/adaa

a	o	u
da	do	du
da1	do1	du1

abu1/abu

a	o	u
ba	bo	bu
ba1	bo1	bu1



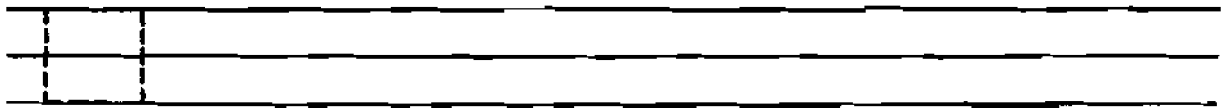
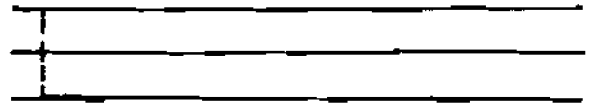
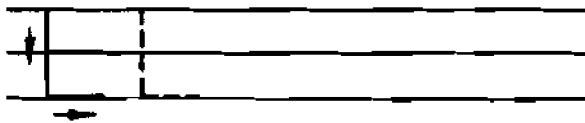
10.



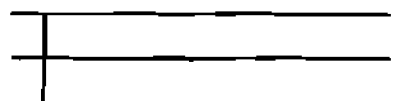
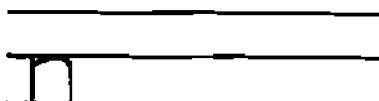
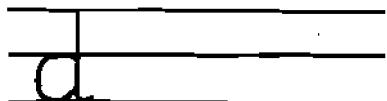

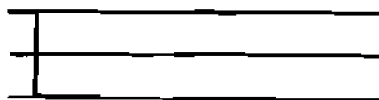
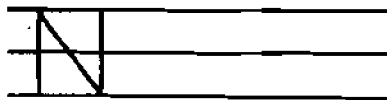
hi Lili
L



11.



12.



15.

Hapao
Kiangon

Kalyom ke DuInuan an umalah
ihda. Dehdiy dakol an kundeh dolya.
E umala boh aba ya yuyu ta ahik alan.

Banaue
Lagawe

Emi alan ha anonmi. Umala
amih aba ya ubi. Han ihdami bo
ya kaluhaba ya okla.

Ayangan

Umuyumi alan di anunmi.
Umma amih aba ya ubi. Hay ihdami
ya alubbah.

16.



13

13 13

10 + 3 = _____

1 _____ 3 _____ 5 _____ 7 _____

9 _____ 11 _____ 13

ngadanmu

1.

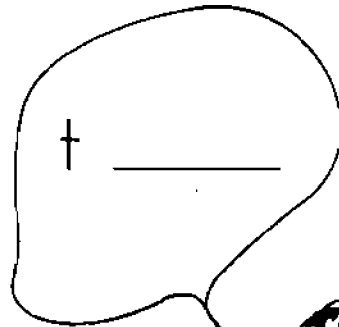
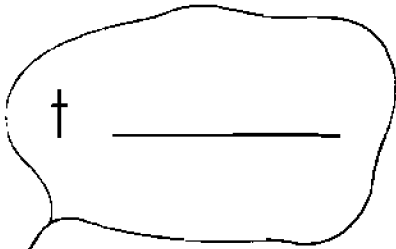


tūbu

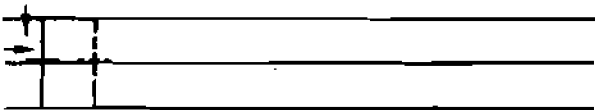
tu

t

2.



3.



4.

o	i	e	a	u
to	ti	te	ta	tu

to
ti
te
ta
tu

la	lu	le	li	lo
na	nu	ne	ni	no
ta	tu	te	ti	to

5.

mata

a	i	u
ta	ti	tu
ma	mi	mu

tulu/tolo

o	e	u
to	te	tu
lo	le	lu


tumaba

i	u	a
mi	mu	ma
bi	bu	ba
ti	tu	ta

lati

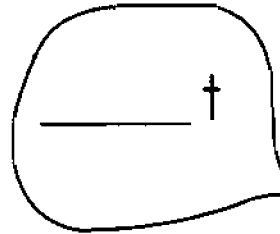

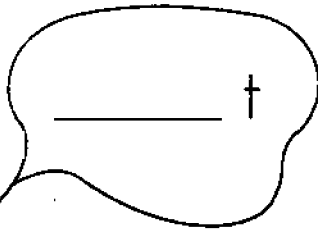

a	e	o	i	u
la	le	lo	li	lu
ta	te	to	ti	tu

6.



dalit
lit
t

7.



8.

a	i	e	o	u
at	it	et	ot	ut

lat	lit	let	lot	lut
nat	nit	net	not	nut
tat	tit	tet	tot	tut

at
it
et
ot
ut

9.

dalit

a	i	e
da	di	de
la	li	le
lat	lit	let

init/uneet

e	u	i
ne	nu	ni
net	nut	nit
et	ut	it

idat

i	a	o	u
di	da	do	du
dit	dat	dot	dut

10.



hi Tayaban
T

11.

→

↓

12.



13.

Hapao
Kiangang
Lagawe

Indat Dulnuan nan dalit ta ihdami.
Kon tinamtamanyu nan dalit?
Limmati nan lata an nangih diyan
dah nan dalit.

Banaue

Indat Dulnuan han dalit ta ihdami.
Undan tinamtamanyu nan dalit?
Undan limmati mo nan lata? O, limmati mo.

Ayangan

Indat Dulnuan han dalit ta ihdami. Dad
moh duy hinamaa? On tinamtamanyuy dalit?
Limmati nan lata ta adi mo humili.

Mi'apulut lima na bituddu (')
(Lesson fifteen)



ngadanmu

1.

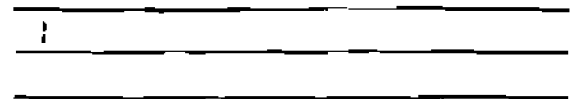

mun'ada l



2.



3.



4.

mun
mundamu/mundammu/mundittom
mun'iduh/mun'ido

mun
mumbidbid
mun'adaʔ/ mun'adaa


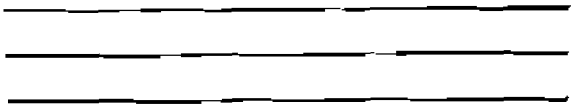
5.

hom'on/homkon

kan	kon	kin
'an	'on	'in
han	hon	hin
ham	hom	him

bum'on/bumkon/bom'on

kan	kin	kon	kun
'an	'in	'on	'un
ban	bin	bon	bun
bam	bim	bom	bum



6.



he''a

ha''a



he'

ha'

,

,

7.



8.

a	u	i	o	e
a'	u'	i'	o'	e'

a'
u'
i'
o'
e'

to	ti	te	tu	ta
no	ni	ne	nu	na
no'	ni'	ne'	nu'	na'

lad	lud	lid	lod	led
lat	lut	lit	lot	lèt
la'	lu'	li'	lo'	le'

9.

ma'id/mi'id/ma'id

ma	me	mi
ma'	me'	mi'
a'	e'	i'
ad	ed	id
'ad	'ed	'id

he''a/ha''a

ha	ho	hi	he
ha'	ho'	hi'	he'
'a	'o	'i	'e

13.

Hidiye ya ikan an mihda.

Hidih kadaklan di ikan. Ume

kayu ke hi indani ya alanyuy

udum ta ihdan nan imbabaleyu.

15.	Hapao Kiangán	Banaue Lagawe	Ayangan
	Ume .	Ume .	Umuy .
	Ume ak .	Umea' .	Umuya' .
	Ume ka .	Ume'a .	Umuy'a .
	Ume ta .	Umeta .	Umuyta .
	Ume kami .	Ume ami .	Umuy ami .
	Ume kayu .	Ume ayu .	Umuy ayu .
	Ume taku .	Ume ta'u .	Umuy ta'u .
	Ume da .	Umeda .	Umuyda .

16.



15 15 _____

10 + 5 = _____

1 _____ **3** **4** _____ **7** _____

9 _____ **11** _____ **14** _____

17.

Hapao
Kiangon

Ha-on hi Indanum ad Ha-lin.
Hay imbabalek ya da Dimmolnay,
Likyayyu, ya hi Malayyu. Mahlu
da hantudan imbabalek. Hi
Dimmolnay ya muntanom hi bulhe,
buttata, kolet, ya amtak. Hi
Likyayyu ya munliyak ya
munhabal. Hi Malayyu ya mun-abol,
mumbalbal, ya munlinih bale.

Banaue
Lagawe

Muntibi mo nan lala'i. Manu e
ya nan ma'inum. Adi munniyoh. Bokon
niyoh nan at hina te tibi. Hinae
ya tibi an inalanah nan ma'inum
an hinibla ya bayah te hidiyey
tingkolna an bokon, nan udum an makan.

Ayangan

Ma'id alad nuy babuy. Bimmahhe ya
imuy i duy baka. Nablai hi immayana.
Inna Abol ya binobodnay hu'in duy
babuy. Inumma hi Abol hi anuna ya un
adi omelah hiduy babuy.

ngadanmu

1.



bilau (lono)
lau

4.

i	u	e	o
ia	ua	ea	oa

u	i
uo	io

a	i	u	e	o
aa	ii	uu	ee	oo
aa	ai	au	ae	ao

5.

nabao/naba'o

a	o	u
'a	'o	'u
na	no	nu
ba	bo	bu
bao	boa	bua

babai/baba'i

'a	'e	'i
ba	be	bi
bai	bei	bii

mumbaal/mumba'al/maba'oa

bu	bi	ba	bo
mu	mi	ma	mo
mum	mim	mam	mom
um	im	am	om
ul	il	al	ol
'ul	'il	'al	'ol
'ua	'ia	'aa	'oa

ubiyon/kubion/kubi'on

ki	ko	ku
bi	bo	bu
i	o	u
'in	'on	'un
yin	yon	yun

13.

Ayangan

Natoy moh Antin Malayyu. Ot nabauy
abungna. Mu adida mihannot hidi nan
udum ti oyonday ababa''in anu.

Hapao
Kiangnan

Nate moh ina-on Malayyu. Ot naba-oy
balena mu adida mit-an hanah udum.
Kalyonday kababa-in kanu.

Banaue

Nate moh inaon Malayyu. Ot nabaoy
balena mu adida dumalhin hidi nan
udum. Ayyonday ababain anu.

Batad nabao
 nabao mahkay
 Nabao mahkay han baluy.

Ayangan nabao
 nabao mo
 Nabao hinoy bale.

Hapao
 Kiangan

ba-in
 buma-in
 buma-in da

Banaue

bain
 bumain
 bumainda

16.



16

16

$$10 + 6 = \underline{\quad}$$

 2 **4** **8** **9**

10 **12** **14**

Mi'apulut pitu an mituddu (ng)
(Lesson seventeen)



ngadannu

1.



ngidol
ngi
ng

2.



3.

nging

ng

ng

4.

a	i	u	e	o
nga	ngi	ngu	nge	ngo

nga
ngi
ngu
nge
ngo

la	li	lu	le	lo
ta	ti	tu	te	to
nga	ngi	ngu	nge	ngo

5.

unga

a	e	u
nga	nge	ngu
na	ne	nu

itungu

u	o	i
ngu	ngo	ngi
tu	to	ti

inga



i	o	a
li	lo	la
ngi	ngo	nga

6.

olong/oong
long/ ong
ng ng



7.



8.

a	u	i	o	e
ang	ung	ing	ong	eng

a'	u'	i'	o'	e'
at	ut	it	ot	et
ang	ung	ing	ong	eng

ang
ung
ing
ong
eng

nga	ngu	ngi	ngo	nge
ngat	ngut	ngit	ngot	nget
ngang	ngung	nging	ngong	ngeng

9. tudung/todong

ta	to	tu
da	do	du
dang	dong	dung

utang

e	u	a
te	tu	ta
teng	tung	tang

umatong/lumahu

a	i	o	u
ma	mi	mo	mu
la	li	lo	lu
ha	hi	ho	hu
ta	ti	to	tu
tang	ting	tong	tung

tamu/ngunu

a	i	o	u
ta	ti	to	tu
ma	mi	mo	mu
nga	ngi	ngo	ngu
na	ni	no	nu

10.



hi Ngitit

Ng


11.

Ng Ng

Ng

Ng ng

12.



mungkakali

dingngol

mangitit an hamuti

mangiha

Tikidan

iyunudna

duma'eyu

ad Mungayang

dimma'eyu

mangiphodda

hidiyey inhublidah kinanda

hibatangan

Inha-adna

Inalana

Innana

Nungngunungunu

Ngimmunungunu

Timmamutamu

bayadanmi

13.

Hapao

Handi nadne, mungkakali nan mangitit an hamutin na ngutun di bobo an kalyonay bumtik kayun i Tikidan ta duma'eyuh di bobleyu. Mu adida kanu dingngol ta mundikha hi itungu nan unga. Dani kanu ya dimma'eyu ad Tikidan ot iyunudnah kadakkan ot umohnong ad Mungayang. Ma" id oh eda kanon ot mangiphoddah banga on hidiyey inhublidah kinanda.

Klangan

Immaliḥ ina kediyen himbatangan. Inḥa-ad
nay abah tudung na. Nungngunungunuh nah
habal. Dinamu nah Balangtun e nangalah manuk
ot kanannan hiyay, Kon alam di bokon manuk yu?

Ya kalyon Balangtu di, ta bayad kanu nan
utang di tulang mi.

Banaue
Lagawe

Immaliḥ inah din himbatangan. Inḥa^aadnay abah
nan tudungna. Timmamutamun e nangumah. Dinamuda
da Balangtu an e nangalah manu' ot alyonay, Ay,
tanganunyu alan nan bokonyu manu'?

Ya alyon nan amamay, Ta bayadanmi anu nan
utang di tulangmi. Maⁱd di udum hi manu' ta
hiya nan inala' tun manu'yu tee.

Batad

Immaliḥ inah din himbatangan. Inalanay abah nan
tudungna. Timmamutamun ay nanguma. Dinamuda da
Balangtu an ay nangalah manu' at alyonay, Anaad ta
alam nan bo'on manu'yu?

Ya alyonay, Ta bayadanmi anu nan utang ama.
Miⁱd di udum hi manu' at hiya nan inala' tun
manu'yu.

Immalih inah din himbatangan. Innanay latud.
Ngimmunungunuh inuman. Dinamuda da Balangtu an immuy
nangngah manu' ot oyonay, Aay, undan alanyu nan
bo'onyu manu'?

Ya oyon nan lakay di, Ta bayadanmi anu nan utang
di ibbami. Mi'id di udum hi manu' ot hiyaot onmi
alan nan manu'yu.

14. _____

Blank handwriting practice lines consisting of four sets of three horizontal lines each.

16.



17

17 _____

$$10 + 7 = \underline{\quad}$$

_____ **5** _____


_____ **11** _____

_____ **13** _____

_____ **15** _____

ngadanmu

1.


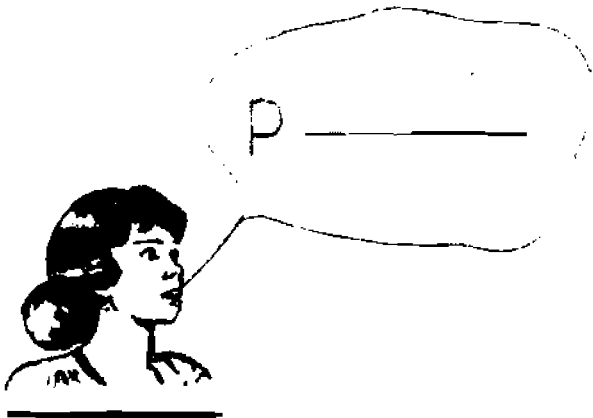


pala

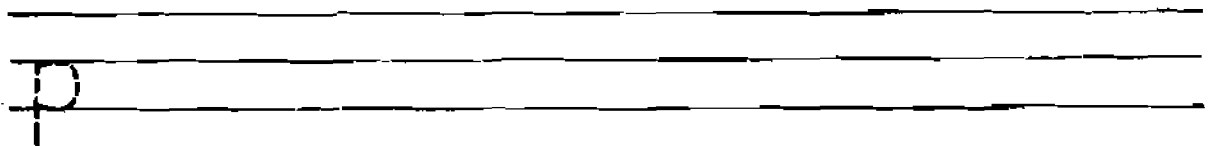
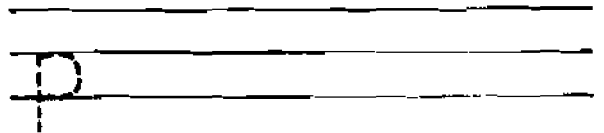
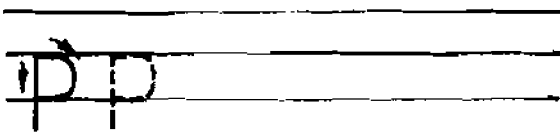
pa

p

2.



3.



4.

a	u	e	i	o
pa	pu	pe	pi	po

pa
pu
pe
pi
po

nga	ngu	nge	ngi	ngo
ta	tu	te	ti	to
pa	pu	pe	pi	po

5.

puha

a	i	u
ha	hi	hu
pa	pi	pu

pitu/pito

u	i	o
tu	ti	to
pu	pi	po

putu

i	o	u
ti	to	tu
pi	po	pu

hapit



a	e	i
ha	he	hi
pa	pe	pi
pat	pet	pit

6.

dopap
pap
p



7.



8.

a	u	i	o	e
ap	up	ip	op	ep

pa'	pu'	pe'	pi'	po'
pah	puh	peh	pih	poh
pap	pup	pep	pip	pop

ap
up
ip
op
ep

9.

inunud

e	i	u
ne	ni	nu
ned	nid	nud

dopap

a	u	o
da	du	do
pa	pu	po
pap	pup	pop

10.



hi Pepe

P

11.

P P

P

P p

12.

P

Ng

I

ng

I

p

13. Hapao
Kiangon

tudok

Itudok mu.

Muntudotudok da.

Kadukdul mohpey puntudok mi.

panudok mi.

Banaue
Lagawe

tudo'

Itudo'mu.

Muntudotudo'da.

Udu'dul mohpey panudo'mi.

Naputung.

Naputung nan lapih.

Naputong e nan

lapih ot hulita'.

Ayungon

tudo'

Itudo'mu.

Tumudotudo'da.

Udo'dona mahpay

di panudo'mi.

Na'ipong.

Na'ipong nan pende.

Na'ipong ay nan

pende ya hinulita'.

15.

mumbale	liting	mahuyup	mahuyop
miha"ad	danum	malo'	molo'
i'imbabaleda	i'imbaleda	imbaluyda	imboloyda
ma'ilomda	ma"ilomda	ma'eomda	ma'ma'ilomda
mundodowanan	mundaldallanan		mundaldallan
inunudku	unudok	unudo'	inunud*u
dimmatong			immatam

Hapao
Kiangnan

Nan bakbak ya mumbaleh nan liting ya hinan luta.
Hay kanon di bakbak ya an am'in nan miha"ad hinan
liting ya hinan luta. Mu mahuyup hinan luta ya abuh.
Hay bakbak ya dakol nan i'imbabaleda. Ya dida ya
ma-eomda te numpa-edah nan batu.

Nan ohan habi ya immeak hinan bilid an e
mundodowanan ya tinibok hon bakbak. Ya kalyon hi
owak ya imme. Ot inunudkut luktat ya dimmatong
hinan liting ot matalak.

Kiangan
Burnay

Hanan bakbak ya miha-ad hi liting ya luta.
Hay kanon di bakbak ya am-in di mahamak hanah
danum ya luta. Mu mahuyop hanah luta ya abuh.
Hanadan bakbak ya dakol di iimpada nah liting.
Ya dida ya mailom da ta eda mihanih batu.

Ohan hilong ya immeyak hanah bilid an e
mundaldallanan ya tinibok han ohan bakbak. Ya
kanak di alak mu pimmaytuk. Ot unudok mu
loktat ya dimmatong hanah liting ot matalak.

Banaue
Lagawe

Nan bakbak ya munhituh nan danum ya nan luta.
Hay anon di bakbak ya an namin di miha''ad hinan
danum ya nan luta. Mu malo' hinan luta ya abuh.
Hay bakbak ya dakol di i'imbaledah nan danum. Ya
dida ya ma''ilomda te mumpa''edah nan batu.

Han ohan labi ya immea' hinan billid an e
mundaldallanan ya tinibo' han bakbak. Ya alyon ta
ala' ya imme. Ot unudo' ya lo'tat ya dimmatong
hinan danum ot matala'.

Batad

Nan tu'a' ya munhituh nan danum ya luta. Hay onon di tu'a' ya an amin di mihinah nan danum ya luta. Nan tu'a' ya laylaydonan mundilut an molo' hinan luta. Hay tu'a' ya do'ol di imbaluyda. Ya dida ya ma'ilomda te umuyda mipo'oy hinan batu.

Han labi ya immuya' hinan unit an mundaldallan ya inah'upa' han tu'a'. Ya alyon ta ala' ya immuy. At inunud'ud la'tot ya immatam hinan danum at matila'.

Ayangan

Nan tu'a' ya munhitu hinan danum ya luta. Hay anon di tu'a' ya an amin di miha''ad hinan danum ya luta. Hay tu'a' ya do'oo di imboloydah nan danum. Ya ma'ma'ilomda ti umuyda mihihinup hinan batu.

Han ohan labi ya immuya' hinan buludna an mundaldallanan ya ihna han tu'a'. Ya oyon ta ala' ya immuy. At unudo' ya lo'tat ya dimmatong hinan danum ya na'utaw.

16.



18

18

10

+

8

=

___ **2** **3** ___ **5** ___

8 **9** ___ **12** ___

14 ___ **17** ___

ngadanmu

1.

wangwang

w

onu

gwanggwang



gw

onu


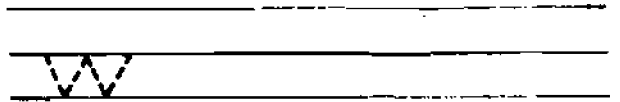
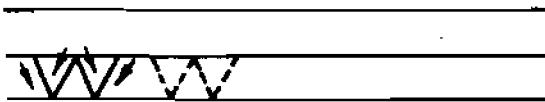
ganggang



2.



3.



4.

a	i	o	u	e
wa	wi	wo	wu	we

wa
wi
wo
wu
we

pa	pi	po	pu	pe
nga	ngi	ngo	ngu	nge
wa	wi	wo	wu	we

5.

duwa

a	u	e
da	du	de
wa	wu	we

hawili

e	a	i
he	ha	hi
le	la	li
we	wa	wi


walu

o	u	a
lo	lu	la
wo	wu	wa

wada


u	o	a
du	do	da
wu	wo	wa

6.



kakaw
 kaw
 w

7.



8.

a	i	u	e
aw	iw	uw	ew

paw	piw	puw	pew
ngaw	ngiw	nguw	ngew
waw	wiw	wuw	wew

aw
iw
uw
ew

9.

nidawwi

na	no	ni
wa	wo	wi
da	do	di
daw	dow	diw

hilaw

u	i	a
hu	hi	ha
lu	li	la
luw	liw	law

kakaw

a	o	e
ka	ko	ke
kaw	kow	kew

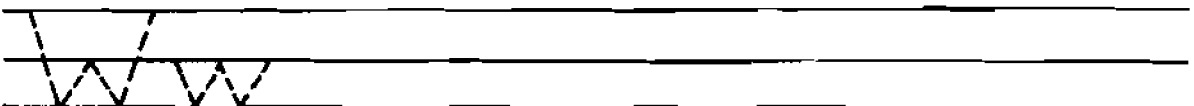
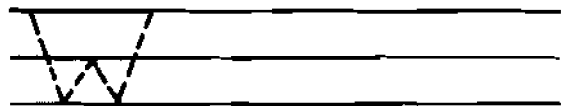
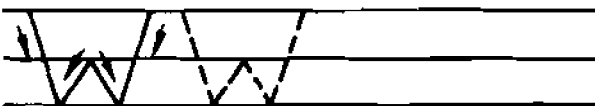
10.



hi Willi

W

11.



12.

P

W

Ng

w

ng

p

13.

Hapao
Kiangon

Wada nan kakawwan ingkapyay nay bale na nah
ka-iw mu hidiyen bale na ya kay tawang ta wada
key mangidalan hidi ya makna. Hituwen balen di
kakaway pangala nah kanona.

Banaue
Lagawe

Wada han kakawwan inyammana nan balenah nan
kayiw mu hidewen balena ya e tawang ta wa e ah
mangi'wah di ya ma'na. Hiten balen di kakawwa ya
hiyay pangalanah anona.

Batad

Wada han a'awwan inyammana nan baluynah nan
ayiw mu heden baluyna ya nilammung di tawana ta
wa ay di mange'wah di ya na'na. Heten baluy
di a'awwa ya nilammung di pangalanah onona.

15.

Hapao
Klangan

Buwot hi kadoldolya, Buwot hi kadunduntug.
An ngimmilay bab'ana, ya ngimmilay tokona.
Te mangan hi kutlong, ya mangan hi bikal.
Mu adimi ayyamon. Na-imut hi inumon, na-imut
hi bayah da. Ya mate ka ke, Buwot, adi daka
ilophak, adi daka i-adug.

Banaue
Lagawe

Wa han unga an adina donglon nan alyon di
a'ammadna. Amin di alyonda ya adina ahan donglon.
Pohdonan ukod i hiyah nan at'attona. Ta hidin
mangmangney tawon ya athi'athidi damdamay atona.
Lo'tat mo ya wa han hinappulna an at hidi boy
a'atna. Ta nun'awwitda ot alan di pulih didan duwa.
Ta imbaludda didan duwa. Hiyah tuwe nan numbiduhan
onu niyatan nan adi dumngolan di ohan unga.

Ayangan

Hetoy ya ahumi. Mumbantay hitu abongmi.
Panganonmi hi maphod. Pangano' hiya hi ma'an
ya tunga di ekan. Mangmangetet hetoy an ahumi.
Adi umalat di inilana. Aluulanay umali hi un
pengpenghana.

Hetoy an ahumi ya opat di imboloyna.
Inilana an mangpa'inuman. Inilana pay an
mangipapto' hi abongda. Mun'ataba an amin hinuy
ukkon. Mangmangetet di tulu ya ohay mumpaha'.

16.



19

19 _____

$$10 + 9 = \underline{\quad}$$


1 _____

19


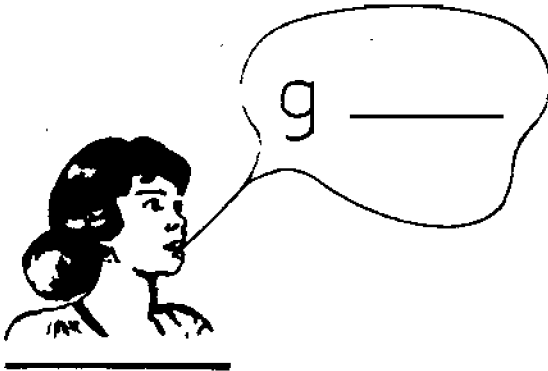
ngadanmu

1.

ganhu
gan
g



2.



3.

g g

g

g

4.

a	e	o	i	u
ga	ge	go	gi	gu

ga
gi
go
gu
ge

pa	pi	po	pu	pe
wa	wi	wo	wu	we
ga	gi	go	gu	ge

5.

ibaga

u	a	i
bu	ba	bi
gu	ga	gi

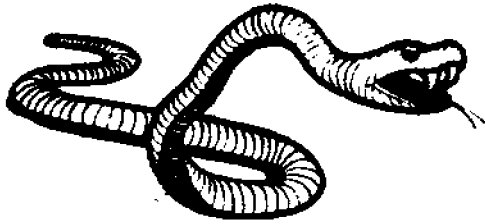
tagu

a	i	u
ta	ti	tu
ga	gi	gu

dagami

i	e	o	a
gi	ge	go	ga
di	de	do	da
mi	me	mo	ma

6.

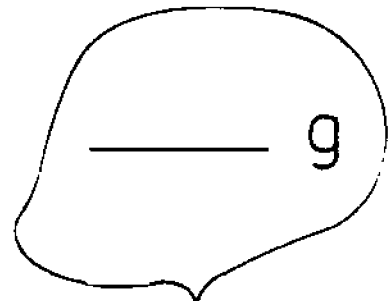
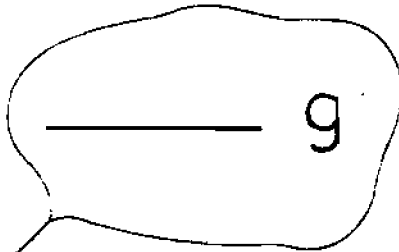


u log

log

g

7.



8.

a	i	e	u	o
ag	ig	eg	ug	og

wag	wig	wog	wug	weg
pag	pig	pog	pug	peg
gag	gig	gog	gug	geg

ag
ig
eg
ug
og

9.

lalag

a	e	o
la	le	lo
lag	leg	log

ayag

e	u	a
ye	yu	ya
yeg	yug	yag

mogmog

og	ag	ig
mog	mag	mig
mog	mag	mig

10.



hi Guinnamay

G


11.

G G

G

Gg

12.



13.

tatagu	mun'iyak	munliya'	
inowamon	inlamun	munliya'	
dinaluhanda	linongyahanda	mamanongda	
Manopnakda	Munhopna'da	Manopna'da	
pinumngoo	pinumngol		
Nahookan	Naholokan	Naholo'an	Nahlo'an
ago'oanda	mungkagokoda	ago'oanda	agaw'awonda
hupunganda	munlobada	lupunganda	
mun'an'anlada	ma'an'anlaanda	mun'am'amlongda	

Hapao

Hay aton nan tatagun munliyak ya ag'aga ya inowamon nan binaba-i nan payo ta mapite nan dagami ya ag'aga bo ya linongyahanda. Manopnakda nan binaba'i ya mamanongda nan hinowaki. Muntunod ke nan tumon'ak ya ahida muntunod nan tatagu.

Tiago ya pinumngoo nan page. Nahookan ke nan payo ya ago'oanda ta ag'aga ya umongoa nan page ya hupunganda bo. Ahibtok ya eda botkon nan page. Mumbotokday binaba'i ya eda mamahawit nan hinowaki. Ya mun'an'anladan hin'am'a te waday kanonda mohpe.

Kiangan
Burnay


Hay aton nan tatagun munliyak ya hablalon nan binaba-i nan payo ta mapite nan dagami ya gagala bo ya dinaluhanda. Manopnakday binaba-i ya mumbanong day linalaki. Diket nuntunod nan muntun-ak ya ahida kahitunod di tatagu.

Tiyalgo ya pinumngol di page. Naholokan key payo ya mungkagokoda ya munloba da ta gagala ya immongal di page. Diket nadatong ya aniyon da. Mun-ani day binaba-i ya mumbatawil day linalaki. Mun-an-anla day hin-am-a te waday kanonda.

Banaue
Lagawe

Hay aton nan tatagun munliya' ya agagga ya inlamun nan binabai nan payo ta mapite nan dagami ya agagga bo ya dinaluhanda. Munhopna'da nan binabai ya mamanongda nan linala'i. Numboge e nan tumona' ya ahida ahiboboge nan tatagu.

Tiyalgo ya pinumngol nan page. Naholo'an e nan payo ya ago'oanda ta agagga ya umongal nan page ya lupunganda bo. Ahitulu ya eda bot'on nan page. Mumboto'day binabai ya muntu'yudday linala'i. Ot mun'am'amlongdan hina'amma te waday anonda mohpe.



16.



20 20 _____

$$10 + 10 = \underline{\quad}$$

20 30 40 50 60

70 80 90 100

ngadanmu

6.

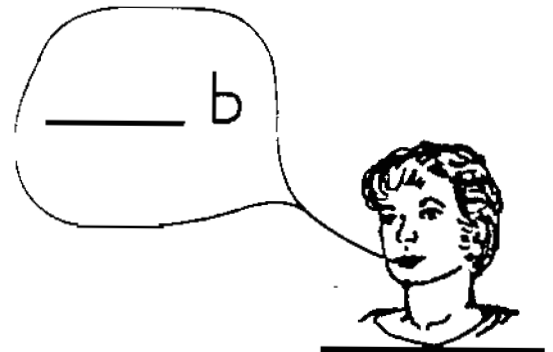


alub/kalub/tangob

lub lub ngob

b b b

7.



8.

a	i	o	e	u
ab	ib	ob	eb	ub

tab	tob	teb	tub	tib
lab	lob	leb	lub	lib
bab	bob	beb	bub	bib

ab
ib
ob
eb
ub

9.

ibba

ba	bi	bo
bab	bib	bob
ab	ib	ob

tobab/tobob

ta	tu	to
ba	bu	bo
bab	bub	bob

itab

a	e	i
ta	te	ti
tab	teb	tib

13.

Hapao
Klangan

Hituwe nan babuy an himmanubang hanah lumuy
hanah madayyu. Iphod yu nan ho-ob ta adi bumah-el
nan babuy. Iphod yu boy balena.

Banaue

Ahitu ay nan babuy an himmanubhub hinan lumuy
hinan madayyu. Iyammayu ni"an nan hoob ta adi
umeh nan bahhel'nay babuy. Ya inyammayu boy
pumbalayana.

Bunhian

Waday babuy an himmanu'uy aynuy pito' aynuy madayyu. Mun'alad ayu ta adi umuy hinuy babuy hidi bahhelna. Apyonyu hay liyang ta balay nuy babuy.

Batad

Umat hitu nan babuy an himmu'ahu'ay hinan lumuy hinan madayyu. Iyammayu ni' nan hoob ta adi umuy hi pangngelna nan babuy. Iyammayu goh di lingab ta dolan di babuy.

Ayangan

At hitu nan babuy an munhu'oy hinan pito' hinan madayyu. Iyammayu ni' ahan nan hoob ta adi umuy hinuy babuy hi pangngeena. Iyammayu guh nuy allong ta ihig'an nuy babuy.

15.

Kadangyan kami.

Adangyan ami.

Kadangyan kamin hin'am'a.

Adangyan amin hina"amma.

ginakumi

gina'uymi

binoltanmi

linglingom

kal'iwam

aliwwan

aligwam

adi

adi

adi mitakin

adi mitakin

adi mitakin nu waday pay'an

adi mitakin hi

pangayan

ta'on

ta"on

ta'on hi on'a ume

ta"on un'a umuy

ta'on hi on'a umeh nidawwi

ta"on un'a umuy hi

adagwi

On adangyan'a?

On kadangyanka?

Kon kadangyan ka?

$$20 + 1 = 21$$

21 22 23 24 25

26 27 28 29 30

SSSSSSSSSSSSSSSSSSSSSSSSSSSSSSSS

Sugal
sugal

sugal
su
s

a u i e o
sa su si se so

a u i e o
as us is es os

sida

siyam

bassit

kasla

sabali

masapul

sakit

Dios

asawa

Moses

kabsat

sapatos

kaasi

maysa

Pilipinas

sallabay

sabat

salamat

nalinis

napigsa

ipadas

S

s

Rabii
rabii

rabii
ra
r

a u i o
ra ru ri ro

a u i o
ar ur ir or

sarak

regreg

aritos

rabii

ruar

taray

kuwarta

sarita

maragsakanak

nagsardeng

kumbatsero

uray

ari

parut

oras

nakisarita

rugit

arubayan

ruot

bandera

purwak

R

r

C c

ad Cagayan
cayat
nalucmeg

J j

hi Juan
hi Jose
hi Juanita

Q q

hi Juaquin
hi Quirino

F f

four
five
fish
fire
fall
hi Frances

V v

visita
ad Nueva Vizcaya
vale
ad Nueva Ecija

X x

fox box

Z z

ad Luzon
ad Zambales
ad Zamboanga
na' Lopez

ABCDEFGHIJKLMNOPQRSTUVWXYZ

abcdefghijklmnopqrstuvwxyz