

Hay Pangipaphodan

Itun Bobloy Ta'u

(How to Improve our Village)

By
Anne West

SUMMER INSTITUTE OF LINGUISTICS
Publisher
1982

Adapted from the following books published by the Institute of Rural Reconstruction, Silang, Cavite: Panimulang Aklat sa Paghahayupan, Panimulang Aklat sa Pagpapalano ng Pamilya, and Panimulang Aklat sa Paghahalaman.

Published
in cooperation with
Bureau of Elementary Education
and
Institute of National Language
of the
Ministry of Education and Culture
Manila, Philippines

Additional copies of this publication are available
from:

TCP
Box 423
Greenhills, Metro Manila

A Pre-Primer in
Ayangan Ifugao

06.18-782-2.35C

52.20P-826063B

Printed in the Philippines

PREFACE

HAY PANGIPAPHODAN ITUN BOBLOY TA'U consists of five lessons designed to teach adults beginning reading and writing skills in conjunction with topics of community interest. The global method of instruction is used to help adults have a feeling of achievement that they really are reading and to teach them that utterances can be broken down into phrases, words, and syllables.

Since these lessons are only a beginning and make no attempt to teach the alphabet or syllables in a systematic way, more instruction will be needed than is provided here. A pan-Ifugao primer is being prepared for this purpose.

Special thanks are given to the International Institute of Rural Reconstruction which provided the illustrations and basic material from which these lessons were taken. Adaptions were made by Jocelyn Soberano of the Translators Committee of the Philippines and Anne West of the Summer Institute of Linguistics. Speakers from the sitios of Hucab and Ulap also assisted in the adaptions.

INDEX

<u>Topic</u>	<u>Page</u>
Instructions for Teachers	1
Lesson 1 Planting Food	5
Lesson 2 Planting Food continued	9
Lesson 3 Family Planning	13
Lesson 4 Raising Animals	17
Lesson 5 Raising Animals continued	21

INSTRUCTIONS FOR TEACHERS

At the beginning of the class either the teacher or another resource person will lead in discussion of the subject of the lesson for that day. For example, when lesson one is taught, the subject for discussion will be the advantages of having gardens and of using modern methods and good seed and seedlings. For lesson two the discussion will center around using fertilizer and spraying for insects and techniques of marketing. Family planning is the subject of the third lesson. The topic for discussion with lesson four is the advantages of raising animals. For lesson five the topic is using good animal stock and the necessity for cleanliness and preventative medicine for the stock. Help that can be obtained from the government should be stressed with each lesson. With the aid of their Barangay captain, people can obtain seeds, insect sprays and equipment, and good stock as well as help in marketing.

How to Teach the Drills

1. Identify the text
 - a. Teacher reads the text, pointing to each word.
 - b. Teacher and student read the text as the teacher points to each word.
 - c. Student(s) attempt to read the text, pointing to each word.
2. Identify the phrases and locate the phrases in the text
 - a. Teacher reads the phrase on the left, pointing to each word.
 - b. Student finds the phrase in the text on the right and circles it.

Example

mahlu ta'un muntanom	Hay ohah pangipaphodan itun bobloy ta'u ya <u>mahlu ta'un muntanom hi ma'ma'an</u>
----------------------	--

3. Matching phrases

- a. Student draws a line from the phrase on the left to the same phrase on the right.

Example:

mahlu ta'un muntanom	unudon ta'u nan balu
unudon ta'u nan balu	maphod an hinopna'
maphod an hinopna'	mahlu ta'un muntanom

- b. Student reads the phrase pointing to the words as he reads.

4. Identify the words and locate the words in the phrase

- a. Teacher points to and reads the word on the left.
b. Student points to the word on the left and reads the word.
c. Student finds the word in the phrase on the right and circles it.

Example:

muntanom	mahlu ta'un <u>muntanom</u>
----------	-----------------------------

5. Matching words

- a. Student draws a line from the word on the left to the same word on the right.

Example:

muntanom	balu
balu	maphod
maphod	muntanom

- b. Student reads the word.

6. Identify the syllables of words

- a. Teacher points to and reads the syllable on the left, telling the student that the syllable is the first, second, third, or fourth syllable of the word.
- b. Student finds the syllable in the word on the right and circles it.

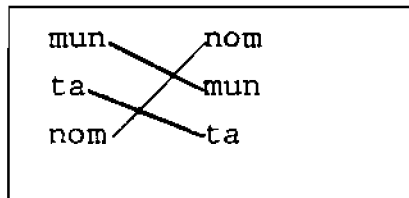
Example:



7. Matching syllables

- a. Student draws a line from the syllable on the left to the same syllable on the right.

Example:




- b. Student says the sound of the syllable.

8. Identifying the syllables in the word

- a. Student points to and reads the syllable and circles it in the word.

Example:




- b. Student points to and reads the word.

9. Copying words

- a. Students trace the model going from left to right of the word and from top to bottom of each letter.
- b. Students trace the dotted models in the same way.
- c. Students copy the model on the writing line.

10. Building the text from words
 - a. Student reads the word.
 - b. Student read the phrase.
 - c. Student reads the text, always pointing to the words as he reads.

HAY PANGIPAPHODAN ITUN BOBLOY TA'U



1. Hay ohah pangipaphodan itun bobloy ta'u ya mahlu ta'un muntanom hi ma'ma'an.

Hay mahapo ya unudon ta'u nan balu an aton an muntanom. Piliyon ta'u hinuy maphod an hinopna' onu kompomi an mitanom.

2.

mahlu ta'un muntanom	Hay ohah pangipaphodan itun bobloy ta'u ya mahlu ta'un muntanom hi ma'ma'an.
unudon ta'u nan balu	Hay mahapo ya unudon ta'u nan balu an aton an muntanom.
maphod an hinopna'	Piliyon ta'u hinuy maphod an hinopna' onu kompomi an mitanom.

3.

mahlu ta'un muntanom
 unudon ta'u nan balu
 maphod an hinopna'

unudon ta'u nan balu
 maphod an hinopna'
 mahlu ta'un muntanom

4.

muntanom

mahlu ta'un muntanom

balu

unudon ta'u nan balu

maphod

maphod an hinopna'

5.

muntanom

balu

balu

maphod

maphod

muntanom

6.

mun muntanom

ba balu

map maphod

ta muntanom

lu balu

hod maphod

nom muntanom

Lesson 1

7.

mun	nom
ta	mun
nom	ta

ba	lu
lu	ba

map	hod
hod	map

8.

mun	ta	nom
muntanom		

ba	lu
balu	

map	hod
maphod	

9.

muntanom

muntanom

balu

maphod

balu



maphod

10.

muntanom	mahlu ta'un muntanom	Hay ohay pangipaphodan itun bobloy ta'u ya mahlu ta'un muntanom hi ma'ma'an.
balu	unudon ta'u nan balu	Hay mahapo ya unudon ta'u nan balu an aton an muntanom. Piliyon
maphod	maphod an hinopna'	ta'u hinuy maphod an hinopna' onu karpomi an mitanom.

Maphod On Umat Itoy

An Adi Umat Itoy



1. Ittuwan ta'uh abonu ta tumaba.
 Bumbaon ta adi anon di begeh.
 Gapu hi nangipapto'an ta'u inuy nitanom ya do'o di ingina ta'u.
- 2.

Ittuwan ta'uh abonu	Ittuwan ta'uh abonu ta tumaba. Bumbaon ta adi anon di begeh. Gapu hi nangipapto'an ta'u inuy nitanom ya do'o di ingina ta'u.
adi anon di begeh	Ittuwan ta'uh abonu ta tumaba. Bumbaon ta adi anon di begeh. Gapu hi nangipapto'an ta'u inuy nitanom ya do'o di ingina ta'u.
do'o di ingina ta'u	Ittuwan ta'uh abonu ta tumaba. Bumbaon ta adi anon di begeh. Gapu hi nangipapto'an ta'u inuy nitanom ya do'o di ingina ta'u.

3.

Ittuwan ta'uy abonu	adi anon di begeh
adi anon di begeh	do'o di ingina ta'u
do'o di ingina ta'u	Ittuwan ta'uh abonu.

4.

Ittuwan	Ittuwan ta'uh abonu
---------	---------------------

begeh	adi anon di begeh.
-------	--------------------

ingina	do'o di ingina ta'u
--------	---------------------

5.

ittuwan	ingina
begeh	ittuwan
ingina	begeh

6.

It	Ittuwan
----	---------

be	begeh
----	-------

i	ingina
---	--------

tu	Ittuwan
----	---------

geh	begeh
-----	-------

ngi	ingina
-----	--------

wan	Ittuwan
-----	---------

na	ingina
----	--------

7.

It	wan
tu	It
wan	tu

be	geh
geh	be

i	na
ngi	i
na	ngi

Lesson 2

8.

It	tu	wan
Ittuwan		

be	geh
begeh	

i	ngi	na
ingina		

9.

Ittuwan

Ittuwan

Blank handwriting lines for practice.

begeh

ingina

begeh

ingina

Blank handwriting lines for practice.

Blank handwriting lines for practice.

10.

Ittuwan begeh	Ittuwan ta'uh abonu adi anon di begeh	Ittuwan ta'uh abonu ta tumaba. Bumbaon ta adi anon di begeh.
ingina	do'o di ingina ta'u	Gapu hi nangipapto'an ta'u inuy nitanom ya do'o di ingina ta'u.

Maphod di Numplanu hi Pamilya



1. Hinuy numplanu hi pamilyana ya maphod hi pi'ataguanda, Ta wada ay dogohda ya mabalinda an mumpa'agah ya mumpadentist. Ya maphod goh nuy tultulluda ti adida mapuhan hi anonda. Ya immal'alagun maphod di atonda. Ya maphod gon maka'ihkulda.

2.

numplanu hi pamilyana	Hinuy numplanu hi pamilyana ya maphod hi pi'ataguanda.
mabalinda an mumpa'agah	Ta wada ay dogohda ya mabalinda an mumpa'agah ya mumpadentist.
maka'ihkulda	Ya maphod gon maka'ihkulda.

3.

numplanu hi pamilyana	maka'ihkulda
mabalinda an mumpa'agah	numplanu hi pamilyana
maka'ihkulda	mabalinda an mumpa'agah

4.

pamilyana	numplanu hi pamilyana
-----------	-----------------------

mumpa'agah	mabalinda an mumpa'agah
------------	-------------------------

5.

pamilyana	maka'ihkulda
mumpa'agah	pamilyana
maka'ihkulda	mumpa'agah

6.

pa pamilyana

mum mumpa'agah

ma maka'ihkulda

mil pamilyana

pa mumpa'agah

ka maka'ihkulda

ya pamilyana

a mumpa'agah

ih maka'ihkulda

na pamilyana

gah mumpa'agah

kul maka'ihkulda

da maka'ihkulda

Lesson 3

7.

pa	ya
mil	na
ya	pa
na	mil

mum	a
pa	mum
a	gah
gah	pa

ma	ka
ka	kul
ih	da
kul	ma
da	ih

8.

pa	mil	ya	na
pamilyana			

mum	pa	a	gah
mumpa'agah			

ma	ka	ih	kul	da
maka'ihkulda				

9.

pamilyana

mumpa'agah

pamilyana

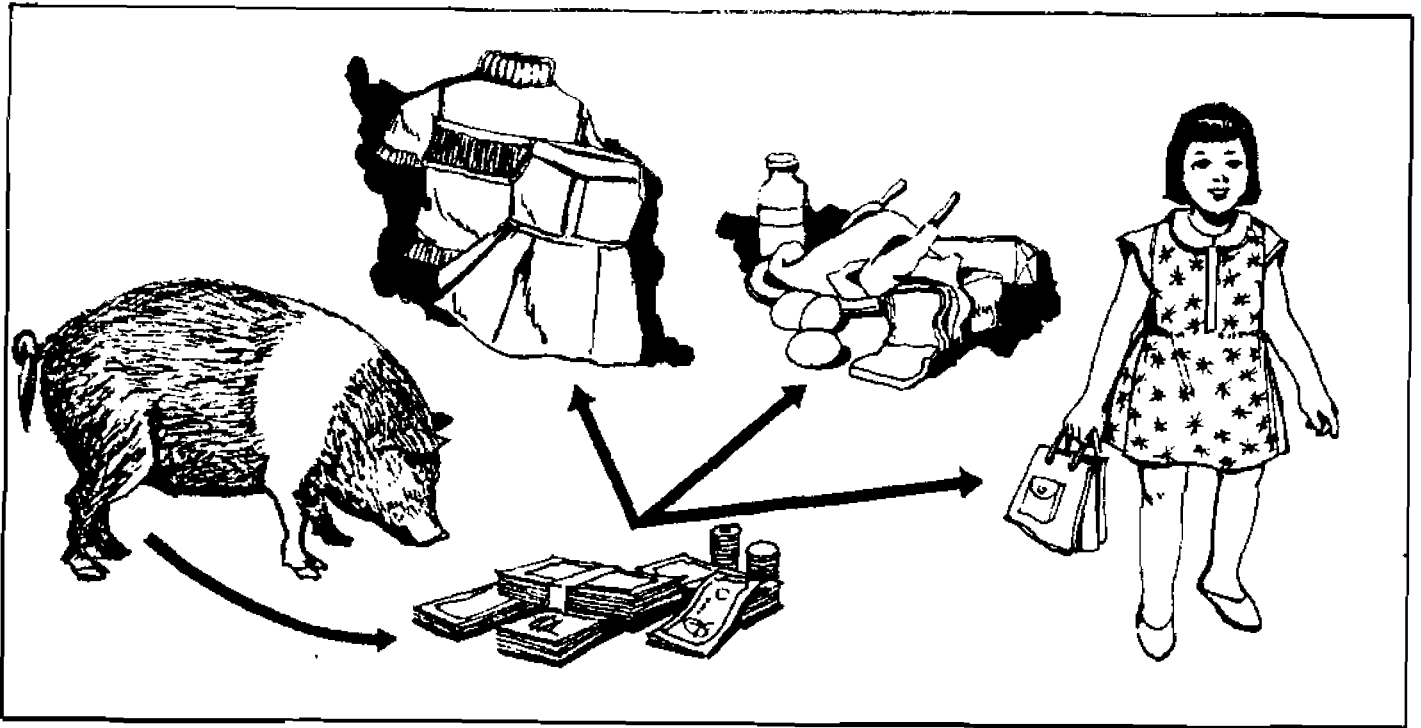
mumpa'agah

maka'ihkulda

maka'ihkulda

10.

pamilyana	numplanu hi pamilyana	Hinuy numplanu hi pamilyana ya maphod hi pi'ataguanda.
mumpa'agah	mabalinda an mumpa'agah	Ta wada ay dogohaa ya mabalinda an mumpa'agah ya mumpadentist. Ya maphod goh nuy tultulluda ti adida napuhan hi anonda. Ya immal'alagun maphod di atonda. Ya maphod gon maka'ihkulda.
maka'ihkulda	maka'ihkulda	



1. Nu ipapto' ta'u nuy imogmogon ya waday pihhu ta'uh ingina hi lubong ya hay anon ya mabalin gon ingina hi usalon hi ihkul. Ya do'o di baddang nan dotag ya manu' hinan ado ta'u ta hidiy pangalan inuy oyyonda an protina. Ta hiyah nuy maphod di ihnay imogmogon ta'u ta adi ta'u mapuhan hi anon ta'u.

waday pihhu ta'u	Nu ipapto ta'uh nuy imogmogon ya waday pihhu ta'uh ingina hi lubong ya hay anon ya mabalin gon ingina hi usalon hi ihkul.
do'o di baddang nan dotag ya manu' hinana ado ta'u	Ya do'o di baddang nan dotag ya manu' hinan ado ta'u ta hidiy pangalan inuy oyyonda an protina.
adi ta'u mapuhan hi anon ta'u	Ta hiyah nuy maphod di ihnay imogmogon ta'u ta adi ta'u mapuhan hi anon ta'u.

waday pihhu ta'u	do'o di baddang nan dotag ya
do'o di baddang nan dotag	manu' hinnan ado ta'u
ya manu' hinnan ado ta'u	adi ta'u mapuhan hi anon ta'u
adi ta'u mapuhan hi anon ta'u	waday pihhu ta'u

4.

pihhu	waday pihhu ta'u
baddang	do'o di baddang nan dotag ya manu' hinnan ado ta'u
mapuhan	adi ta'u mapuhan hi anon ta'u

5.

pihhu	mapuhan
baddang	pihhu
mapuhan	baddang

6.

pih	pihhu
-----	-------

bad	baddang
-----	---------

ma	mapuhan
----	---------

hu	pihhu
----	-------

dang	baddang
------	---------

pu	mapuhan
----	---------

han	mapuhan
-----	---------

Lesson 4

7.

pih	hu
hu	pih

bad	dang
dang	bad

ma	han
pu	ma
han	pu

8.

pih	hu
pihhu	

bad	dang
baddang	

ma	pu	han
mapuhan		

9.

pihhu

baddang

pihhu

baddang

mapuhan

mapuhan

10.

pihhu waday pihhu
ta'u

Nu ipapto' ta'uh nuy
imogmogon ya waday pihhu ta'uh
ingina hi lubong ya hay anon
ya mabalin gon ingina hi
usalon hi ihkul.

baddang do'o di baddang
nan dotag ya
manu' hinan
ado ta'u

Ya do'o di baddang nan dotag
ya manu' hinan ado ta'u ta
hidiy pangalan inuy oyyonda
an protina.

mapuhan adi ta'u
mapuhan hi
anon ta'u

Ta hiyah nuy maphod di
ihnay imogmogon ta'u ta
adi ta'u mapuhan hi anon ta'u.



1. Hay maphod go ya manga ta'u inuy Jersey an babuy ta ag'agga ya immotong. Mu mahapo an maleneh hinuy iha"adanda ta umotonganda. Ya mahapo an pa'injection ta adida mun'atoy.

2.

ag'agga ya immotong

Hay maphod go ya manga ta'u inuy Jersey an babuy ta ag'agga ya immotong.

maleneh hinuy iha"adanda

Mu mahapo an maleneh hinuy iha"adanda ta umotongda.

ta adida mun'atoy

Ya mahapo an pa'injection ta adida mun'atoy.

3.

ag'agga ya immotong	maleneh hinuy iha"adanda
maleneh hinuy iha"adanda	ta adida mun'atoy
ta adida mun'atoy	ag'agga ya immotong

4.

immotong	ag'agga ya immotong
----------	---------------------

maleneh	maleneh hinuy iha"adanda
---------	--------------------------

adida	ta adida mun'atoy
-------	-------------------

5.

immotong	adida
maleneh	immotong
adida	maleneh

6.

im	immotong
----	----------

ma	maleneh
----	---------

a	adida
---	-------

mo	immotong
----	----------

le	maleneh
----	---------

di	adida
----	-------

tong	immotong
------	----------

ne	maleneh
----	---------

da	adida
----	-------

Lesson 5

7.

im	mo
mo	tong
tong	im

ma	neh
le	ma
neh	le

a	da
di	a
da	di

8.

im	mo	tong
immotong		

ma	le	neh
maleneh		

a	di	da
adida		

9.

immotong

immotong

maleneh

adida

7

maleneh

adida

10.

immotong	ag'agga ya immotong	Hay maphod go ya m'anga ta'u inuy Jersey an babuy ta ag'agga ya immotong.
maleneh	maleneh hinuy niha"adanda	Mu mahapo an maleneh hinuy iha"adanda ta umotonganda.
adida	ta adida mun'atoy	Ya mahapo an pa'injection ta adida mun'atoy.