

MUMBIDBID TAKU

(Let's Read)

A Reader for Kiangan Ifugao

by:

Mary B. Morado

Summer Institute of Linguistics, Inc.  
Translators Publishers

1976

1176-65

Printed in the Philippines

Published  
in cooperation with  
Bureau of Elementary Education  
and  
Institute of National Language  
of the  
Department of Education and Culture  
Manila, Philippines

## FOREWORD

Some of the glory of the Philippines lies in the beautiful variety of people and languages within its coasts. It is to the great credit of the national leadership over the years that no attempt has been made to destroy this national heritage. The goal has been instead to preserve its integrity and dignity while building on this strong foundation a lasting superstructure of national language and culture.

The present book is one of many designed for this purpose. It recognizes the pedagogical importance of dividing literacy and second language learning into two steps--literacy being the first. When a student has learned to read the language he understands best, the resulting satisfaction in his accomplishment gives the drive and confidence he needs to learn the national language. His ability to read, furthermore, is the indispensable tool for the study this program will require.

The Department of Education and Culture of the Philippines is proud to present this latest volume in a nationwide series designed to teach the national language through literacy in the vernaculars. It will strengthen both the parts of the nation and the whole.

JUAN L. MANUEL  
Secretary

## PREFACE

To the Adult Education Teacher:

This book was made for you. Basic literacy is the center of an adult education program, because it is through reading that a person is able to get practical knowledge that can benefit his person, family and social life. This book is designed as a tool in helping you to teach reading, while at the same time stimulating the students' interest with practical information in nutrition, agriculture, and health. The information given is accurate, but it is not intended to be complete. Its purpose is to create interest and stimulate thinking. If the students want more information, the teacher is encouraged to invite resource people to talk on particular topics.

There are three levels in teaching adults to read:

1. Pre-reading: Students learn to recognize sameness and differences in what they see and what they hear.
2. Letter and Sound Recognition and Correspondence: Students learn to associate particular letters with particular sounds and to put them together to read.
3. Building Fluency: Students learn to recognize words quickly so that reading is easily understood.

This book can be used either at the pre-reading level of instruction or at the building fluency level, as described in the following procedures. One topic should be used in one class period along with other activities planned by the teacher.

Pre-reading level:

1. Copy the sentences on a chart in the same form as it appears in the students' books.
2. Read the sentences to the students pointing to the words as you read. Discuss the content of the sentences.
3. Make 5 phrase cards of phrases used in the sentences. Read a phrase card to the students pointing to the words as you read. Students find the phrase in the sentences on the chart and match the card. Do all the cards.
4. Read a phrase card to the students again. This time the students point to the phrase in their books. Do all the cards.
5. Make 10 word cards of words used in the sentences. Read a word card to the students. Students find the word in the sentences on the card and match the card. Do all the cards.

6. Read a word card to the students again. This time the students point to the word in their books. Do all the words.


7. Read the sentences to the students again, pointing to the words as you read.

NEVER ask the students to identify or read a word, phrase or sentence. You can praise them if they are able to do so, but in pre-reading they are not asked to do so.

Fluency Building level:

1. Copy the sentences on a chart in the same form as it appears in the students' books.
2. Tell the students to read the sentences. When they finish, you read it for them, pointing to the words as you read. Discuss the content of the sentences.
3. Point to the words as the students read them in unison.
4. Ask one student to read the first sentence. Say a word or phrase from that sentence. The student finds and points to it.

Hay Umanhan An Kanon



## Tulun Umanhan An Kanon

Hay adol taku ya mekahhapulnay  
tulun nunhihinatkon an kanon ta ahi  
nal'ot ya maphod di panggibokna. Mangan  
takuh hinamal, gattuk, kahoy'o hay  
tinapay ta umlot di adol. Mangan taku  
boh nalutun nalangun bulhe, balatung, o  
dotag ta adi ta gagalan ma'in'ina.  
Mangan takuh nalutun pihing ya hay makan  
an bungan di kaliw ta maphod di  
panggibok.



## Hay Vitamin A

Hay Vitamin A ya mahapul di adol ta maphod di pangang'ang di mata. Maid key Vitamin A ya adi ta paka'ang'ang hi hi-long. Hay mahapul di adol hi Vitamin A hi ohan algo ya ohan basun pihing umat hi tubun di apapet, aba, uhiyok di tingting o ohan basun nalutun malabaha.



### Hay Vitamin B

Hay Vitamin B ya mahanul di adol ta adi malabong. Hay oha bon idat di Vitamin B ya hay kinalala'ing. Hay waday Vitamin B na ya hay dolog, dikdikuk, balatung, bulgaro hanan ugge nakakkahkahan an boga.



## Hay Vitamin C

Hay Vitamin C ya pal'otonay bab'a ta adi mundiwwolan va adi dumalay ngidol. Hay oha bo ya adita ma'alag ten waday Vitamin C hi adol. Dakol di makmakan on waday Vitamin C da. Naman'a hannadan bungan di ka'iw umat hi baya'bat, kahel, tabuyug, kantol, ya dalayap.



## Hay Iron

Hay Iron ya ohan mahapul di adol  
ta adi kumapuy o ma'al'aliwwot di  
punggibok. Hay kanon ke tuwe ya hay  
alte, itlug, o hay nalangun bulhe.



## Hay Calcium

Hay Calcium ya mahapul di adol  
ta adi yuman'oy gunit o hay bab'a.  
Hay kalpuwan di Calcium ya hay ginga  
o hay pipihing.



## Hay lodine

Hay lodine ya mahapul di adol ta adi umongngal di bagang. Hay ihdan waday lodine na ya hay kunde, onwad o hay galoygoy.



## Hay Pundada'an Hi Kanon

Mahapul an inila'on di pundada'an hi kanon ta adi maka'anan di Vitamin da. Datuwe hanadan nomnomon taku te hin mana'ang tah ihdan pihing:

1. Ulahan di pihing ya ahi ginlot ten emmo iha'ang.
2. Adi pohpohon di pihing umat hanah apapet o itam 'ol hi danum.
3. Ilutu hi magala hi nahukapan an banga Danuman hi ittay.
4. Adi ikiwakiwaten inha'ang.
5. Hana ken danum di ihda ya damana an ihbul.
6. Deket nalutu idada'an mu.



## Hay Udum An Kanon di Golang

Hay golang ya damana an idattan hi tinnob o hay danum di pihing ten opat di bulan na. It'itayon taku an idat ta uminghay putuna.

Deket onom di bulan di golang damanan idattan hi namekmek an makan umat hi patatat o gattuk o hay udum hi makan. It'itayon ot bon idat ta umingha.

Hay Aton Ta Waday Ihda



## Hay Mumpakan Hi Rabbit

Hay mumpakan hi rabbit ya maphod an at'aton di ohan pamilya te ohan pangal'an hi pihu ya ihda. Hay dotag di rabbit ya maphod an ihda te hituwey kadakdakan hi protein mo hanadan udum an dotag.



## Hay Intercropping

Hay intercropping ya puntanom hi nunhihinatkon di klaseh tanom hanah garden. Hay mun'unnud hi itanom ya hay peanut ya gahhilang. Itanom di peanut hi duwan plot ya ihaynog di gahhilang hi duwa bon plot. Datuwen klase an tanom ya mumbinnaddang da te hanan kakawwa ya mumbaleh peanut ya kanonay bigin di gahhilang.




## Hay Succession Planting

Hay Succession Planting ya hituwe hanan ohan puntanom an adi pundidihhanon di algon puntanoman hi ohan klasen tanom. Umat ten muntanom tah bulhed uwanin linggu, had'on di duwan linggu ta ahi bo umitanom ke tuwén klase. l'athitu ta adi mundidihhan di sor pun'apitan.



## Relay Cropping


Relay Cropping ya deket mungkadatngan an mun'apit ka umitanom ka boh ohan klasen tanom hitu ta waday ahi mihannot. Umat ot hanah page ya balatung. Munkat'ong ke nan page, umitanom kah balatung ta ahi mihannot hanah page.



## Mulching

Hay Mulching ya hituwe hanadan dagami, holok o tubun di ka'iw an iha'ad hanah pu'un o kad'an di nitanom. Hay ibaddang tuwe hi nitanom ya:

1. Adi na patmolon di holok hi gagala.
2. Adi ma'anud hanan maphod an luta.
3. Deket ma'ugo, adi mamag'anan hanan luta.
4. Magibbu key duwa o tulun bulan, datuwen holok o dagamin nihophop ya mabuluk dat mumbaliw dah fertilizer.



## Compost

Hay compost ya datuwe hanadan nabuluk an tubu, dagami, gulun, holok adol di gahhilang, ta'in di amayyu ya hanadan udum an mabalin an mabuluk. Hituwe ya adi nangina mo ammunay ngununan mahapul. Maphod hituwe an punpatabah nitanom te mabayag an ahi ma'uma.

Hay Pangipaptok Hi Adol




## Atung Di Golang

Deket mundogoh atung hanan golang  
adita ku tagan hi libbut ke hiya.

Datuwe hanadan aton ta bumaba nan atung  
na:

1. Alam di luput ya intam'ol muh  
liting o hay alcohol.
2. Idahidan am'in hanah adol na.
3. Deket mala'uy ohan algo ya  
immatung bo', i'em hi di Klinik.



## Hay Kolang An Ascaris

Inila taku an waday kolang di unga ten ongal di putu na. Hay uunga ya diday nalaka an maklangan te adida mun'ulah takle da on nanganda. Deket naklangan di imbabalem i'em hi di R.H.U. ta idattan da polga.



Hay T. B.

Hituwen dogoh ya adi boltanon  
hi a'ammud mo damana an mit'an ke  
ditaku. Hina'emoy tibon taku ta  
uminum dah aga, ipa'init takuy duyu  
o 'idu da, ya ulahan ya ihap'ey ulo  
o bulwati da. Tibon taku bo ta adida  
logmon hi tuppah da'ana.



## Family Planning

Maphod kanu an konohnongon di punimbabale ta damana an idat di mahapul dah kanon da ya pun'adal da. Hay Family Planning ya hay pundawdawih punbattan di punimbabale ta damanan ma'iyatuwan di baba'i.