

Maylir Ta So Ivatan

Let's Read Ivatan

by

Virginia Larson

**Illustrations by
Gregorio F. Lima
and
Nathaniel T. Tianero**



Summer Institute of Linguistics-Philippines, Inc.
Translators **1980** **Publishers**

Published
in cooperation with
Bureau of Public Schools
and
Institute of National Language
of the
Ministry of Education
and Culture
Manila, Philippines

A Primer in Ivatan of Batanes
09.11-1279-4.02C (Reprint) 52.120P-796098B
Printed in the Philippines

PAUNANG SALITA

Ang isang katangiang masasabi tungkol sa Pilipinas ay ang pagkakaroon nito ng iba't ibang pangkat etniko na nag nag-aangkin ng kani-kanilang wikang katutubo. Gayon man, ito'y hindi naging balakid sa pag-unlad ng bansa, bagkus nagpatibay pa nga sa pagbubuklod at pagkakaisa ng mga mamamayan tungo sa pagkakaroon ng isang diwang panlahat.

Ang aklat na ito ay isa sa serye ng ganitong uri ng mga babasahing inihahanda para sa higit na ikalilintang ng mga kaalaman, kakayahan, kasanayan, pagpapahalaga at pagmamahal sa sariling wika ng mga mag-aaral.

Sinikap na malakipan ang aklat ng mga paksang inaaakalang magdudulot ng malaki at makabuluhang kapakinabangan sa mga gagamit nito. Sa paghahanda ng mga ito'y isinaalang-alang ang mga pangkalahatang layunin ng bansa. Isinaalang-alang din ang mga pangkasalukuyang pangangailangan ng mga mag-aaral sa pagpapalawak at pagpapayaman ng kanilang talasalitaan, paglinang ng kakayahang gumamit ng wikang gamitin at wastong pagsulat nito. May inilakip ding mga pagsasanay na inaakalang makatutulong sa mabisang pag-aaral ng wika. Matitiyak na ganap na nilang natutuhan at nauunawaan ang wika kung ito'y buong katalinuhan na nilang natatalakay sa klase at naiugnay o nagagamit sa tunay na buhay.

Buong pagmamalaking inihahandog ng Ministri ng Edukasyon at Kultura ang aklat na ito taglay ang matapat na hangarin at mithiing lalo pang mapataas ang uri ng edukasyon para sa di marunong bumasa at sumulat sa pamamagitan ng pag-aaral ng kinagisnang wika. At inaasahan din sa gayon ang madaling pagkatuto ng wikang pambansa.

Onofre D. Corpuz

Ministro ng Edukasyon at Kultura

PREFACE

The letters of the Ivatan alphabet are **a, b, k, d, e, f, g, h, i, j, l, m, n, ny, ng, o, p, r, s, t, ch, v, w, y,** and (stress).


The teaching sequence of letters in the primer is: **a, i, o, e, n, t, s, m, d, y, g, p, r, h, v, k, ng, l, w, b, ch, j, ny, f.** After the letters of the alphabet are taught, the blends **br, pr,** and **tr** are also introduced. Letters needed for foreign words and proper names, **c, u,** and **q** are also taught.

To teach this primer successfully, use the step by step lessons in the guide. In the older methods the students had to memorize about 3,600 syllables before reading stories. In the method in this book, the letters of the alphabet are introduced in controlled order so that the letters are taught first which are most useful in building words. In this way pupils are able to read stories almost from the first. Words introduced in Lessons 1 - 3 are sight words. Do not have the children sound these out. Lesson 4 is the first lesson with syllables. Beginning with this lesson, students should be asked to sound out the words except for key words and function words which are always sight words.

This primer was made during a workshop Jan. 10-21, 1974, in Basco, Batanes, conducted by Miss Jean Shand and Miss Virginia Larson of the Summer Institute of Linguistics. Grateful acknowledgement is given to Mrs. Priscilla A. Adarme, Miss Orenca Agudo, Mrs. Rosario L. Cardeño, and Mrs. Rosalia E. Faeldon who participated in the workshop, to Mr. Jose Fadri for his assistance, and to Mrs. Lolita B. Galita, Division Superintendent of Schools, for her fine cooperation.

Lesson 1

ā A a A



among

a

i I i I



ipon

i

a	i
A	I

a	A	among	Among
i	I	ipon	Ipon

Lesson 2



oho





oho

oho no among

oho no ipon

a	i	o	oho
A	I	O	Oho

Lesson 3



geget

ge

geget

oho

among

ipon

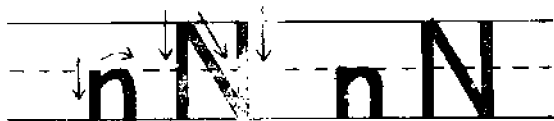
ipon
Ipon

oho
Oho

a	i	o	e
A	I	O	E

among
Among

Lesson 4



naned

na



a	i	o
na	ni	no

Niaya am si Ana.

Niaya am among ni Ana.


Hidien do tardo aya dia o mangay do blanco aya.

Niaya am si _____.	Ana
Niaya am _____ ni Ana.	Niaya among

nino? ?

Among nino?

?



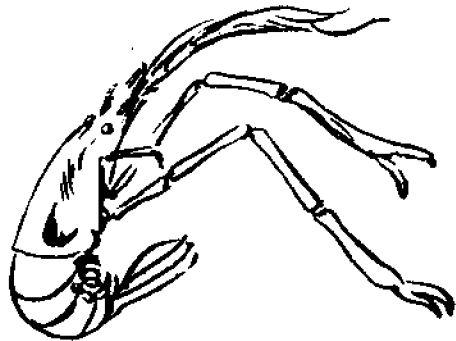
A	I	O
Na	Ni	No

Among nino?

Among ni Ana.

Ipon nino?

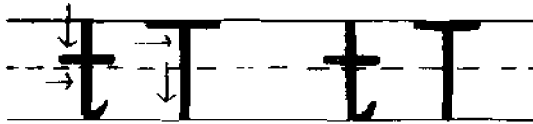
Ipon ni Ina.



Pidien do tatdo aya dia o mangay do blanko aya.

<p>Ipon _____ ?</p> <p>Ipon ni _____ .</p>	<p>Ana nino nia</p>
--	-----------------------------

Lesson 6



tawahos

ta



Tawahos ni Ina.

a	i	o
ta	ti	to

at	it	ot
an	in	on



Tawahos nino?

Tawahos ni Ana.

Pidien do tawo aya dia o mangay do blanko aya.

<p>Ito si Ina ni _____.</p>	<p>oon</p>
<p>Tiya o _____ na.</p>	<p>tawahos Ana</p>

A	I	O
Ta	Ti	To



Ito si Ina.

Ina ya ni Ana.

Ito si Nato.

Tayto tava hos na.

“Tava hos mo ya?”

“Oon.”

Lesson 8

s S s S



sorod

so



Sino ya?

Si Nato ya.

a	i	o
sa	si	so

as	is	os
at	it	ot

Sorod ni Ana.

Niaya am sorod ni Ana.

Pidien do tatdo aya dia o mangay do blanko aya.



Niaya am _____ ni Ina.

Soot ya ni _____ .


sorod
nino
Ina.

A	I	O
Sa	Si	So



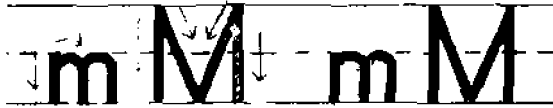
Sorod nino?

Sorod ni Ina.




Soot ya no Ina ni Ana.

Lesson 10



mata

ma



mata no among



mata no geget



mata no ipon

a	i	o
ma	mi	mo

am	im	om
as	is	os

Ito si Ina.

Ina ya ni Simon.

Mian soot ni Ina.

Mian tavahos ni Simon.

A	I	O
Ma	Mi	Mo

an	in	on
Man	Min	Mon



Niaya am ama ni Simon.

Mamaso so among si Ama.

Mamaso so oho no among.

Mamaso so mayis.

Pidien do tatdo aya dia o mangay do blanko aya.

Mamaso so _____ si Ama.	among
Niaya am ama ni _____.	oho
	Simon

Lesson 12



dokay

do



Si Dido

a	i	o	e
da	di	do	de

dad	did	dod	ded
dan	din	don	den

Niaya am si Dido.

Matda do idi.

Madeded o tava hos na.

Pidien do tatdo aya dia o mangay do blanko aya.

Matda sa do _____.	dadima
Mian _____ da.	dokay
	idi

A	I	O
Da	Di	Do



Niaya am dokay.

Dokay nino?

Dokay da Dido ya.

Mian dokay namen.



Ito si Ama. Ama ni Dido ya.

Tatdo among na.

Lesson 14



soot
manoot

tavahos
manavahos

Niaya am si Ama.

Mamati si Ama.



Niaya am si Ina.

Mamati si Ina.

Manoot si Ina.

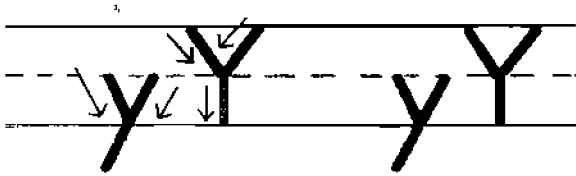


Niaya am si Dido.
Mamaso so among.
Mamaso so ipon.




Anem o among ni Ama.
Tayto sisi ni Dido.

Lesson 15



yovok

yo



a	o	e
ya	yo	ye
yam	yom	yem

Si Yoni ya.

Tayto o yayam na.

Madeded o yayam na.

Yoyo yayam naya.

Pidien do tatdo aya dia o mangay do blanko aya.

Mayayam si _____.	Yoni
Niaya o _____ na.	sino
	yayam

A	O	E
Ya	Yo	Ye

Yam	Yom	Yem
Yat	Yot	Yet

Mayayo si Yoni.
Mayet a mayayo.
Mayayo ta mamu.



Mamu si Yoni.
Mamu no ayo.
Mayet o ayo.
Oyod a mayet ya.

Lesson 17



galagal

ga



a	i	o	e
ga	gi	go	ge

gag	gig	gog	geg
gan	gin	gon	gen
gad	gid	god	ged

Niaya am si Gado.

Tayto do gagan.

Gogodan na si Nato.


Pidien do tatdo aya dia o mangay do blanko aya.

Gogodan na _____.


Tayto si Nato do _____.

tayto
si Nato
gagan

A	I	O	E
Ga	Gi	Go	Ge



Mian galagal ni Gado.
Maygalagal do gagan.



Mayayam si Gado do gagan.
Tayto maygadagada si Ama na.

Lesson 19



panay

pa



a	i	o	e
pa	pi	po	pe

ap	ip	op	ep
pap	pip	pop	pep

Si Pepito

Si Pepe am papo ni Pepito.

Mian yayam ni Pepito.

Pito o yayam na.


Mian pa o pana na.



Pakien do taido aya dia o mangay do blanko aya.

No dokay ava am _____.	apoy
Mian o _____ ni Pepito.	pana
	masdep

A	I	O	E
Pa	Pi	Po	Pe



“An-gen mo pana?” kwana ni
Apo na.

“Mamana ako.”

No pinanan na am papito ka
ponayo. Mian pa o apot kan godo.

Lesson 21

pana
mamana

paso
mamaso

soot
manoot



Tayto si Pepito do pasto da.

Mian pagad da Pepito.

No pagad am tayto do pasto.

Papito o pagad do pasto.

r R r R



rapoyan


ra



a	i	o	e
ra	ri	ro	re

rar	rir	ror	rer
ras	ris	ros	res

Si Rita ya.
 Ina ya ni Rosa.
 Mian relos da.
 Mian radio da.



Padien do taido aya dia o mangay do blanko aya.

Ina ya ni _____ .	radio
Mian _____ da.	Rosa
	Ina

Lesson 23

A	I	O	E
Ra	Ri	Ro	Re



“Pira o yayam mo, mo Rosa?”

“Ari sa aro ta papito.”




Marios si Rita.

Marayi o pariosan da.

Marodit si Rosa.

Riosen na ni Rita.

h H h H



hosong

ho



a	i	o	e
ha	hi	ho	he

hap	hip	hop	hep
had	hid	hod	hed

ah	ih	oh	eh
----	----	----	----

Aro mahap ni Ama among.

Rarakoh sa.

Pinaso na o oho da.


Masdep o pinaso among.

Pidien do tatdo aya dia o mangay do blanko aya.

Pinaso na o _____ da.	ama
Rarakoh sa o among ni _____.	pinaso
	oho

Lesson 25

A	I	O	E
Ha	Hi	Ho	He



Mahota o pagad.
Marios do ahsong.



Omhes ka na mayayam do hota.
Hapen mo na sa o yayam mo.
Mapipia do sahad.

v V

v V



vahay

va

a	i	o	e
va	vi	vo	ve

vav	viv	vov	vev
vak	vik	vok	vek
vad	vid	vod	ved

Navoya mo vahay da Viki?


Mavid vahay da.

Mavaya o atep na.

Lesson 27

A	I	O	E
Va	Vi	Vo	Ve

Vay	Viy	Voy	Vey
-----	-----	-----	-----



“Hapen nio yayam nio sa,”
kwana ni Gado.

“Mayayam ta do gagan.
Tayto mavid o vohan.”

taho
tahohen

gadagada
gadagadahen



Metdeh si Henry.


Mayayam do hota.

Mavoya na sia ni ina naya.

Tahohen na si Henry.

Riosen na si Henry.

Lesson 28



No pagad am mayet.

Mayrara so dokay.

Mayrara pa so ovi kano sodi.

Marios o pagad do ayo.

Si Ina am mayrara.

Mian yovok na.

Mian ovi do yovok na.

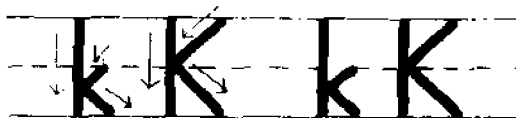


“Yayam namen ya, mo
Ina?”

“Oon. Mayayam kamo do
vahay.”

“Mavid ya, mo Ina,”
kwana ni Rosa.

Lesson 30



kavadag

ka



a	i	o	e
ka	ki	ko	ke

kak	kik	kok	kek
kay	kiy	koy	key
kad	kid	kod	ked

Niaya am si Kikoy. Dekey a mahakay. Asa karaw tinovoy sia ni Ama a mamati. Inahap na o lokoy as kasibo na.

Mayakit sa hosto.


tinovoy
nyitovoy

Pidien do tatdo aya dia o mangay do blanko aya.

_____ si Kikoy.	mavakes
Tayto o _____ na.	lokoy
	mahakay

A	I	O	E
Ka	Ki	Ko	Ke

Kas	Kis	Kos	Kes
Kam	Kim	Kom	Kem



Kararaw si Kikoy a mamati. Oyod a aro kayo da. Asa karaw do kapamati na am nakavoya so kapaya. Navaya o kapaya. Komnayat si Kikoy as kahap na so kapaya.

Mayalit sa hosto.

mamati
mamachi

Pidien do apat aya dia o mangay do blanko aya.

Si Kikoy am _____ diamen.	dekey
Si Nato am tayto dana _____.	dékey
	rakoh
	rákoh

Lesson 32

voya


nakavoya

hoto

nakahoto

kotod

nakakotod



Kikoy, koman. Nakahoto
dana. Nakakotod o kavadag
mo? Pakasi mo. Koman ta na.

Pikien do tardo aya dia o mangay do blanko aya.

_____ si Kikoy so kavadag.

Koman ta na ta _____.

mavaya
nakavoya
nakahoto

ng Ng



olong



a	i	o	e
nga	ngi	ngo	nge

ngang	nging	ngong	ngeng
lang	ling	long	leng

Nangay do takey si Pitong.
Nangay a manghap so pagad.

“Hoy! Hoy! sidongen nio pa yaken!”

“Ango pangengey moaya?”
kwana ni Nato.

“Mangolong o pagad aya.”

Pidien do tardo aya dia o mangay do blanko aya.

Nanghap si Pitong so _____ _____ si Pitong a somibo.	ango pagad mayayo
---	-------------------------

A	I	O	E
Nga	Ngi	Ngo	Nge

Ngay	Ngiy	Ngoy	Ngey
Ngan	Ngin	Ngon	Ngen



“Pitong, ango rara moaya?”
kwana ni Gayong.

“Mangga, monggos kan
among,” kwana ni Pitong.

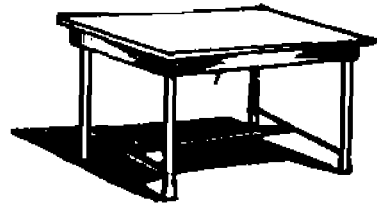
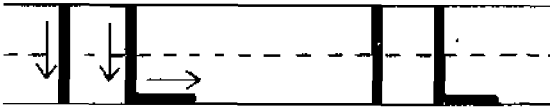
“Ango ka among na?”
kwana ni Gayong.

Hangsa among,” kwana ni
“Pitong.

Piden do tado aya dia o mangay do blanko aya.

Dino _____ mo? _____ ako do takey.

mayrara angayan mangay



lamisa

la



a	i	o	e
la	li	lo	le

al	il	ol	el
pal	pil	pol	pel

Si Lisa am mavid. Mavid laylay na. Mian laso no laylay na. Mavaya o kolor na. Tinoroh ni ina do ka Krismas.

Pidien do tatdo aya dia o mangay do blanko aya.

Maylaylay si _____ so mavid.	laylay
No panay am mian do _____.	Lisa
	lamisa

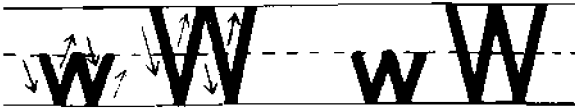
Lesson 36

A	I	O	E
La	Li	Lo	Le

Las	Lis	Los	Les
Lay	Liy	Loy	Ley



Si Lina am dekey a mavakes.
Mapangto a maytolas. Naytolas
do ama na do Manila. Nangahes
so laylay na kano lapis.



wakay

wa



Si Wini

a	i	o	e
wa	wi	wo	we

aw	iw	ow	ew
saw	siw	sow	sew



Sa Wini kani Wiwing am
nangay sa dadwa do takey.
Arava o asi no wakay ta
niweswes no salawsaw.

Lesson 38

A	I	O	E
Wa	Wi	Wo	We

Was	Wis	Wos	Wes
Wang	Wing	Wong	Weng



Nangay do takey si Wini.
Oyod a masalawsaw. Mawara
am mayrara so wakay. Wawaho
ka rarakoh a wakay.


l'idién do tado aya dia o nangay do blanco aya.

Mayet o _____ . _____ o wakay na	wawaho takey salawsaw
-------------------------------------	-----------------------------

ipil – ipil

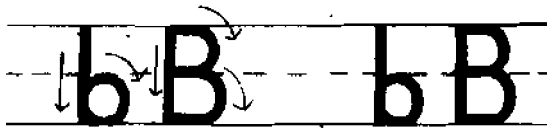


an – gen




Si Lino am mapangto.
Mapawal so kaddin. Ipamalas na
kararaw. Ipamalas na so
ipil-ipil.

Lesson 40



baso

ba



a	i	o	e
ba	bi	bo	be

ab	ib	ob	eb
----	----	----	----

“Nawara sawen o bapor,”
kwana ni Bador.

“Oon, tori dana do Basco.
Mapasakay kami so baka kano
bago. Mapasakay kami pa so
bawang. Na inio?”

“Asa ka bayon a bawang kan
dadima ka bayon a bolyas o
pasakayen namen.”

Pidien do tardo aya dia o mangay do blanco aya.

Tayto aro o _____ da. Mangay ta na do _____ .	Basco mawara bago
--	-------------------------

A	I	O	E
Ba	Bi	Bo	Be

Bat	Bit	Bot	Bet
Bas	Bis	Bos	Bes



Nangay si Biba kani Bador
do takey. Nangay sira di Babat.
Naymoha si Biba so bako kano
bolyas. Pinawal sira ni Bador o
bago kano baka.

Pidien do taidu aya dia o nangay do blanko aya.

Nangay si Biba a _____ _____ o mohahen na.	baka bolyas maymoha
---	---------------------------

Lesson 42

ch Ch



chito

chi

a	i	o	e
cha	chi	cho	che



Si Chita am dekey a mavakes. Aro
chirin na. No chakey na kanen am
no chitoh.

Piden do tatdo aya (lu) o mangay do blanco aya.


Malkem dana o _____ daya.

Ango _____ mo?

chito
mamo
chakey

A	I	O	E
Cha	Chi	Cho	Che


Chad	Chid	Chod	Ched
------	------	------	------



Makey a somakay do iroplano. Makey a machivan di Ama.


“Machivan ako do Manila,” kwana ni Chita. “Chakey ko todohen o demdem do tohos.”

Lesson 44



jinjin

jin
ji



a	i	o	e
ja	ji	jo	je


jan	jin	jon	jen
jap	jip	jop	jep

No vahay da Jiji am jinjin.
 Aran jinjin vahay da am oyod a
 mavid. Mian sa manomanok a
 jeng do gagan da.

Pidien do tatdo aya dia o mangay do blanko aya.

_____ pava o manok da.	jinjin
No ama na am _____ .	mayjiwajway sinjalo

A	I	O	E
Ja	Ji	Jo	Je



Mangay si Jiji do kayvan na
do Mahatao. Somnakay do jip.

No vahay da Jojo am jinjin.
Aro dijaw do ahbo no vahay da
Jojo.

Jose Jesus Jaime	Do kadwan a ngaran sa an <u>j</u> am akmay dana <u>h</u> o kabnekan ta siay.
------------------------	--

Lesson 46

n y Ny



nyipen

nyi



a	i	o	e
nya	nyi	nyo	nye

nyan	nyin	nyon	nyen
nyay	nyiy	nyoy	nyey

Aro makavolaw a vinyay da
Tito. Nakavolaw kapayanyin.
Mayet o anyin dawa aro
nakavolaw so vinyay. Aro pa o
nararayaw a vinyiveh.

Pidien do taido aya dia o mangay do blenko aya.

Oyod a mayet o _____ .
_____ dana o vinyiveh.

vahay
anyin
navaya

A	I	O	E
Nya	Nyi	Nyo	Nye

Nyang Nying Nyong Nyeng

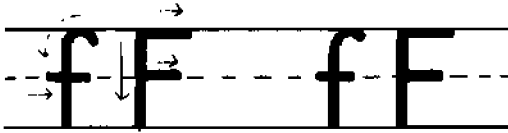


“Tayto maynyen oho koaya,” kwana ni Rita as katanyis na.

“Sigoro maynyen nyipen mo,” kon ko. “Ango parinyen ta? Mapipia an yangay mo do dintis.”

Nipodpod no dintis as maynyen pava.

Lesson 48



falowa

fa



a	i	o	e
fa	fi	fo	fe

Si Fely am kakteh ni Felipe.
Oyod a mafino kodit na. Masolib
a tomada so fondanggo.

Pidien do tatdo aya dia o mangay do blanko aya.

Aro kami dc _____ namen.
Somnakay ka na do _____ ?

Felipe
familia
falowa

A	I	O	E
Fa	Fi	Fo	Fe

Fan	Fin	Fon	Fen
-----	-----	-----	-----



Nawara yapo do Sabtang ka fecha dos no Febrero. Naylaylay so mavaya franila. Somnakay do falowa. Nayrara so farol kano asa ka frasko silam.

Lesson 50

priso

pri

a	i	o	e
pra	pri	pro	pre



“Ara dino si Presidente?”
kwana ni Principal.

“Tori do vahay da no
priso,” kwana ni Primo. *Mayalit sa hosto.*

“Maypripara so primio da no
priso.”

dino
jino

Pictien do tardo aya dia o mangay do blanko aya.

_____ kamo na. Mapia si _____ .	priso maypripara principal
------------------------------------	----------------------------------



brocha

bro

a	i	o	e
bra	bri	bro	bre



Si Boy am mayet a mahakay.
 Rarakoh o braso na. Nanghap so
 brocha as nikalaboso da.
 Pinangayan so brilios na.

Pidien do tardo aya dia o mangay do blanko aya.

Nanghap so _____ as kapinta
 na sia.
 Nakavolaw o _____ da.

bago
 lamisa
 brocha



gripo

gri

a	i	o	e
gra	gri	gro	gre

Si Milagros am iskwila do chadwa na grado. Do kangay na do iskwila nakavoya so tigre. Nayayo as nachibangga do asa ka lata grasa. Narios no grasa aya.

“Mangay ka marios do gripo,” kwana no maistra.

Pidien do taidu aya dia o mangay do blanko aya.

Maychangay kamo na do _____ aya dia.	gripo
Marios si Milagros do _____.	gropo ganta



trak

tra




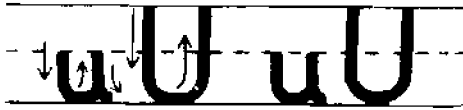
a	i	o	e
tra	tri	tro	tre

No litrato no maistra do kapaychakovot na am mavid. Mavid o trahi na. Trainta ka mitro o valongot na. Rakoh trabaho no sastri. Somnakay sa do trak do kapaychakovot da.

Pidien do tatdo aya dia o mangay do blanko aya.

Rakoh _____ da do takey. Somnakay ka na do _____ ?	trabaho trak litrato
---	----------------------------

Lesson 54



Uyugan

u

u	u	u	u
tu	ru	su	lu

U	U	U	U	U
Tu	Ru	Su	Lu	Ju

Nangay sa Juan kani Rudolfo do Uyugan.

a	o	i	e
ca	co	qui	que



cinco



i	e
ci	ce
cin	cen

Nayvidividi si Carmen do kanayan. Nachivan sira o dadwa ka kakteh na. No ngaran da am si Carlos kani Camilia. Nangpeh si Carlos so aro godo.

Moyvoh a Presidente no Commonwealth si Quezon.

“Masolib a Presidente si Quezon,” kon da da Quintin kan Quirino.

Pidien do taido aya dia o mangay do blanko aya.

Nakavoya so _____ do rarahan. “Sino ngaran mo?” kwana ni _____.	Quezon sahad cinco
--	--------------------------

Glossary

Ivatan	Pilipino	English
ahbo	silong	ground floor
ahsong	sapa	creek
ako	ako	I
ama	ama	father
among	isda	fish
anem	anim	six
an-gen	aanhin	what is the use of
angayan	puntahan	place to go
ango	ano	what
anyin	bagyo	typhoon
apo	lolo ^o lola	grandparents
apot	uring pagkaing-dagat	kind of edible seafood
apoy	apoy	fire
aran	maski	even
arava	wala	none
ari	mayroon	there is
aro	marami	many
asa	isa	one
asi	bungang-kahoy	fruit
atep	bubong	roof
ayo	baha	rushing water
bago	baboy	pig
baka	baka	cow
bako	tabako	tobacco
bapor	barko	ship
baso	baso	drinking glass
bawang	bawang	garlic
bolyas	sibuyas	onion
bayon	sako	sack
bayong	basket	basket
braso	braso	upper arm

brocha	brotsa	brush
brilios	posas	handcuffs
ka	ikaw	you (sing.)
kaddin	kambing	goat
kalaboso	bilangguan	jail
kami	kami	we (excl.)
kamo	kayo	you (pl.)
kapaya	papaya	papaya
kararaw	araw-araw	daily
kanayan	tabing-dagat	seashore
kavadag	saringgola	kite
kayo	kahoy	wood
kayvan	kaibigan	friend
ko	ko	I*my
kolor	kulay	color
koman	kumain	to eat
komayat	umakyat	to climb
Krismas	Pasko	Christmas
kwana	sabi niya	she*he said
cinco	lima	five
chadwa	pangalawa	second
chito	aso	dog
chitoh	uring alimango	kind of crab
chirin	salita	word* language
da	nila	they* their
dadima	lima	five
dadwa	dalawa	two
dekey	maliit	small
dékey	pinakamaliit	smallest
demdem	ulap	clouds
diamen	amin	our (excl.)
dijaw	bote	bottle

dino	saan	where
dintis	dentista	dentist
dokay	tugi	tugi
falowa	bankang de motor	motor boat
familia	mag-anak* pamilya	family
farol	parol	lantern
fetcha	araw	date
fondanggo	pandanggo	native dance
franila	pranela	flannel
gadagada	pader	stone wall
gagan	labas	outside
galagal	lagare	saw
ganta	salop	ganta
geget	butiki	house lizard
gogodan	gupitan	to cut hair
godo	uring kabibi	kind of seashell
grado	antas* grado	grade
grasa	grasa	grease
gropo	pagtitipon* tumpok	group
hangsa	uring isda	kind of fish
hosong	lusong	mortar
hota	putik	mud
idi	bayan	town
ina	ina	mother
inio	kayo	you (pl.)
ipil-ipil	ipil-ipil	ipil-ipil
ipon	hipon	shrimp
iroplano	eroplano	airplane
ito	parating* dumarating	coming
itoroh	ibigay	to give

jeng	uring ibon	kind of bird
jinjin	damong dingding	grass wall
jip	dyip	jeep
lamisa	lamesa	table
lapis	lapis	pencil
lata	lata	can
litrato	litrato* larawan	picture
lokoy	itak	bolo
machibangga	mabangga	to collide
machivan	sumama* sasama	to accompany
madeded	bilog	round
mafino	pino	fine
mahota	maputik	muddy
mahakay	lalaki	male
maistra	guro	teacher
makey	gusto	like
mamalas	kumuha ng mga dahon	to cut leaves
mamana	magpana	to spear fish
mamaso	mag-ihaw	to roast
mamati	mangahoy	to gather firewood
mamo	takot	afraid
manavahos	magsumbrero	to wear hat
manomanok	ibon	bird
manoot	magsumbrerong pang-ulan	to wear headgear
mangahes	humingi	to ask
mangay	pumunta	to go
mangga	mangga	manggo
mangolong	sumungay* manungay	to use horn
mangpeh	mamulot	to gather
mapangto	masipag	industrious
mapipia	masmabuti	better
marios	maligo	to bathe
marodit	marumi	dirty

masdep	masarap	sweet
masolib	matalino	intelligent
mata	mata	eyes
matda	matira* tumira	reside
mavakes	babae	female
mavaya	pula	red
mavid	maganda	beautiful
mavoya	makita	to see
mawara	darating	to arrive
mayayo	tumakbo	to run
mayayam	maglaro	to play
maychangay	sumali* sumalo	to join
mayet	malakas	strong
maygadagada	gumawa ng pader	to make stone wall
mayis	mais	corn
mayjiwajway	gumagalaw	to move
maypripara	humanda	to prepare
mayrara	dalhin	to carry
maytolas	sumulat	to write
mayvidividi	mamasyal	to go for walk
metdeh	bata	child
mian	may* mayroon	there is
mitro	metro	meter
mo	mo	you*your (sing.)
monggo	monggo	monggo beans
moyvoh	tangi	only
na	niya	he* his
nakahoto	nakaluto	have cooked
nakotod	napatid	broken(as of string)
namen	namin	we* our (excl.)
naned	langaw	fly
nararayaw	nasira	destroyed
navaya	nahinog* hinog	ripe
niaya	ito	this
nino	kanino	whose

nyipen	nginpin	teeth
ngaran	pangalan	name
oho	ulo	head
olong	sungay	horn
oon	opo*oo'oho	yes
ovi	ube	yam
oyod	tutuo	true
pagad	kalabaw	carabao
pana	pana	spear
panay	pinggan	plate
pangengey	sumigaw*isigaw	to shout
papito	pito	seven
papo	lolo*lola	grandparent
parinyen	gawin*gawain	to do
pariosan	paliguan	place to bathe
pasto	pasto	pasture
pira	magkano	how much
pito	pito	whistle
ponayo	uring isda	kind of fish
primio	gantimpala	prize
principal	punong-guro	principal
priso	bilanguan	jail
radio	radyo	radio
rakoh	malaki	big
rákoh	pinakamalaki	biggest
rapoyan	kalan	stove
relos	reloh	watch*clock
sa	sila	they
sahad	loob	inside
salawsaw	hangin	wind
sastri	mananahi	tailor
sawen	pala	for sure
sia	siya	he*she*it

sidongen	tolongan	to help
silam	suka	vinegar
sinjalo	sundalo	soldier
sino	sino	who
sisi	makakain kabibi	kind of edible seashell
sodi	gabi	gabi
ta	tayo	we (incl.)
tiya	ito	here
tovoyen	papuntahin	to send
trabahe	magtrabaho* gawain	to work
trahi	trahe	train of gown
trak	trak	truck
vahay	bahay	house
valongot	panyo	handkerchief
vinyay	hayop	animal
vinyiveh	saging	banana
vohan	buwan	moon
yangay	dalahin	to bring
yayam	laruan	toy
yapo	mula sa* galing sa	from
yovok	basket	basket worn on back by women
yoyo	yoyo	yoyo