

MANLUGI TAKUN MAMBASA

Let's Begin Reading

by

Kathleen Bosscher
Carol Porter



SUMMER INSTITUTE OF LINGUISTICS-PHILIPPINES, INC.

TRANSLATORS

PUBLISHERS

1985

Published
in cooperation with
Bureau of Elementary Education
and
Institute of National Language
of the
Ministry of Education, Culture and Sports
Manila, Philippines

Additional copies of this publication are available from:

Book Depository
P.O. Box 2270
Manila 2801

Funds for the printing of this publication were provided
by UNICEF.

A Pre-primer in Limos-Kalinga
Second Edition
Third Printing

53.30-884-5C

52.140P-846034B

Printed in the Philippines


PAUNANG SALITA

Ang isang katangiang masasabi tungkol sa Pilipinas ay ang pagkakaroon nito ng iba't ibang pangkat etniko na nag-aangkin ng kani-kanilang wikang katutubo. Gayon man, ito'y hindi naging balakid sa pag-uniad ng bansa, bagkus nagpatibay pa nga sa pagbubuklod at pagkakaisa ng mga mamamayan tungo sa pagkakaroon ng isang diwang panlahat.

Ang aklat na ito ay isa sa serye ng ganitong uri ng mga babasahing inihahanda para sa higit na ikalilingang ng mga kaalaman, kakayahan, kasanayan, pagpapahalaga at pagmamahal sa sariling wika ng mga mag-aaral.

Sinikap na malakipan ang aklat ng mga paksang inaakalang magdudulot ng malaki at makabuluhang kapakinabangan sa mga gagamit nito. Sa paghahanda ng mga ito isinaalang-alang ang mga pangkalahatang layunin ng bansa. Isinaalang-alang din ang mga pangkasalukuyang pangangailangan ng mga mag-aaral sa pagpapalawak at pagpapayaman ng kanilang talasalitaan, paglinang ng kakayahang gumamit ng wikang gamitin at wastong pagsulat nito. May inilakip ding mga pagsasanay na inaakalang makatutulong sa mabisang pag-aaral ng wika. Matitiyak na ganap na nilang natutuhan at nauunawaan ang wika kung ito'y buong katalinuhan na nilang natatalakay sa klase at naiuugnay o nagagamit sa tunay na buhay.

Nagagalak ang Ministri ng Edukasyon, Kultura at Isports sa pagkasulat ng aklat na ito taglay ang matapat na hangarin at mithiing lalo pang mapataas ang uri ng edukasyon ng mga mag-aaral at nang makasulat din sila sa pamamagitan ng pag-aaral ng sariling wika. At inaasahan din sa gayon, ang madaliang pagkatuto ng bawat mag-aaral ng wikang pambansa.



JAIME C. LAYA

Minister ng Edukasyon, Kultura at Isports

PREFACE

To the teacher:

This pre-primer workbook, **MANLUGI TAKUN MAMBASA**, has been prepared to teach the pre-reading skills to speakers of the Limos-Kalinga language, Kalinga-Apayao, the Republic of the Philippines. It contains six pre-reading lessons which are taught before teaching the primer, **MAMBASA TAKU**.

Lesson 1: pages 1-9
Lesson 2: pages 10-17
Lesson 3: pages 18-25
Lesson 4: pages 26-35
Lesson 5: pages 36-43
Lesson 6: pages 44-53

These pre-reading skills are taught on the following pages:

Left to right orientation:

1, 2, 10, 18

Auditory discrimination:

4, 6, 12, 14, 20, 22

Visual discrimination:

3, 5, 11, 13, 19, 21

Vowel identification:

26-29, 37-39

Vowel contrast:

32, 33, 42-47

Capital letter recognition:

48, 49

Numbers:

8, 9, 16, 17, 24, 25, 36, 52, 53

Writing:

7, 15, 23, 30, 31, 34, 35, 40, 41, 50, 51

The directions for teaching are given in the center margin of each page. These directions tell you what the student is to do. The directions are also given in English in the back of the book. NEVER have the student read syllables or words found in the book. If they cannot identify the word from the picture, the teacher should tell them the word.

If the book is used with adult students, one lesson should be taught each day. If the book is used with children the six lessons should be taught in 4-6 weeks and supplemented with teacher-made materials patterned after the work pages.

Kathleen Bosscher and Carol Porter, members of the Summer Institute of Linguistics prepared the pre-primer.

Idappam nat diwanan un agpal nu utnat lap-at nat iblatun ima dalapnu ustun nat igaw
nat iblu.





Kuglissam nat buriga sinat kapon tigid ingganat nat mula sinat kapon diwanani.

1. Baligongongom nat iblatut nat napalepad un awad pada ne utnat kinabkabon sinat kapon tigid. 2. Baligongongom danat gili utnat napalepad un awad pada na utnat kinabkabon sinat kapon tigid.



a l a w ng t

k k i G k e

m y m p D o


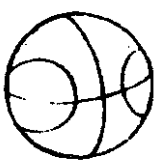
s B ng s a w

d n d t d U

y y l A B n

i i K b i s

w w m S u w

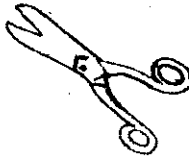
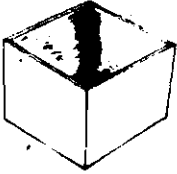


Ingaddanam danat iblaru utnat simpalepadan ot sosomkom danat damun ibalikas nu.

1. Baligonggongom danat bongol utnat napalepad un awad pada na utnat kinabkabon sinat kapon tigid. 2. Baligonggongom danat gilli utnat napalepad un awad pada na utnat kinabkabon sinat kapon tigid.









ba	u	b	l	a
<hr/>				
yu	y	m	u	d
<hr/>				
si	w	s	i	g
<hr/>				
on	k	o	p	n
<hr/>				
te	t	s	e	m
<hr/>				
ag	a	d	i	g
<hr/>				
du	y	e	d	u
<hr/>				
ki	k	ng	i	t



Ingaddarim danat iblatu utnat simpalepad ot sosomkom danat anungus un
ibalikas nu.

Ikaanglit nu nat naigili un mamin-adu.






1




2



3



4




5

Bilangom nu piga danat mailam un iblatu kan tuldok sinat simpalepadan, asim ilan nat bilanga naigili.


Baligonggongem nat kustun bliang nat annat sinat iblatu utnat naigili un bilang.



1 2 3 4 5



1 2 3 4 5




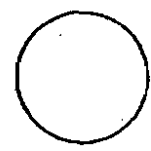

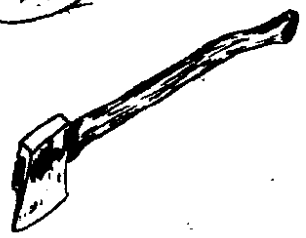

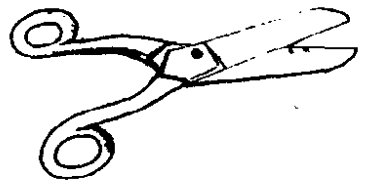


1 2 3 4 5



1 2 3 4 5




1 2 3 4 5



Kuglisam danat bang-og nat kapon tigid ingganat nat dakol utnat kapon diwanan.

1. Baligonggongom nat iblatut nat napalepad un awad pada na utnat kinabkabon sinat kapon tigid. 2. Baligonggongom danat gilli utnat napalepad un awad pada na utnat kinabkabon sinat kapon tigid.



la la yo la se ngi

gi at gi un ing ok

ut so ak ut il ut


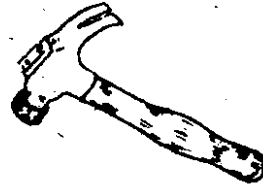



yo di yo pa og wu

be pa do be eng ki

mu ut no sa mu mu

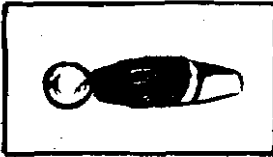
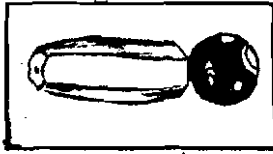
pu di pu ga no ub

si in wi sa si om



Ingaddanam danat ibilatu utnat simpalepadan, aslm kuglisan nu sin nat adi
maipada utnat damun balikas.

1. Baligonggom dānat bongol utnat napalepad un awad pada na utnat kinabkaron sinat kapon tigid. 2. Baligonggom danat gili utnat napalepad un awad pada na utnat kinabkaron sinat kapon tigid.



wa u w m a o

ngi m y ng i n

ul u t k l s

mo w e a m o



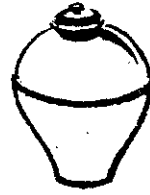

pe b p d a e

ok e o l k t

ya y p a g o

dit a d i s t w

man m u a b n e



Ingaddanam danat iblatu utnat simpalepadan, asim kuglisan nu sin nat adi
maipada utnat anungus un balikas.

Ikanglit nu nat naigili un mamin-adu.

0 0


0

o o


u u

u u


u




6





7



8




9




10

Bilangon nu pige darat mailam un iblatu kan tuldok sinat simpalepadan, asim ilan nat bilanga naigili.

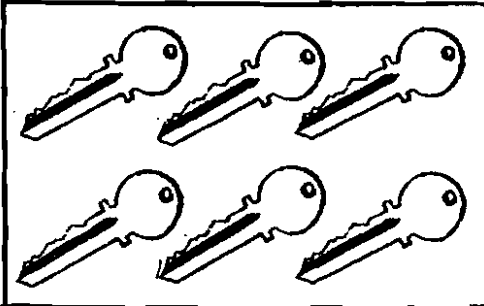
Baligonggongom nat kustun bilang nat annat sinat iblatu utnat naigili un bilang.




6 7 8 9 10



6 7 8 9 10



6 7 8 9 10



6 7 8 9 10



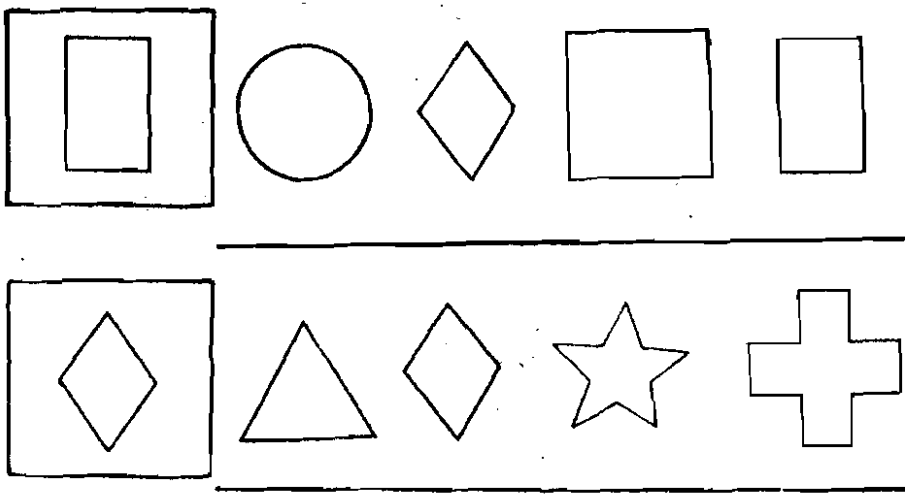
6 7 8 9 10






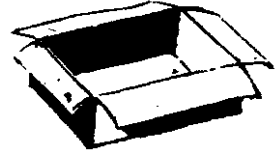



Kuglisem nat iblatu sinat kapon tigid ingganat nat iblatu sinat kapon diwanan.
 Kuglisem nat kinabkabon sinat kapon tigid ingganat nat nabukol sinat kapon diwanan.

1. Baligongongom nat iblatut nat napalepad un awad pada na utnat kinabkabon sinat kapon tigid. 2. Baligongongom danat gilit nat napalepad un awad pada na utnat kinabkabon sinat kapon tigid.

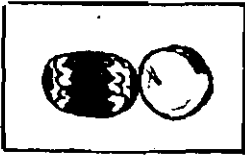
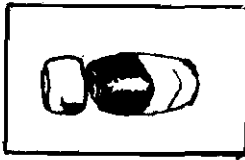


aw	mu	aw	am	wa	aw
de	do	pa	de	bu	li
dit	bal	dit	put	dit	kol
kad	lob	yu	kad	bit	dot
lap	lik	lap	lap	top	bag
mes	ne	se	mik	nun	mes
yon	noy	on	yap	yon	gum
bug	bug	bu	beg	but	bug



Ingaddanam danat 'iblatu utnat simpalepadan, asim kuglisan nu sin nat adi maipada utnat damun balikas.

1. Baligonggom danat bongol utnat napalepad un awad pada na utnat kinabkabon sinat kapon tigid. 2. Baligonggom danat gili utnat napalepad un awad pada na utnat kinabkabon sinat kapon tigid.



sug m s o u n g g

tek p i t l e k

gaw g e y a p w


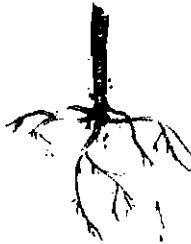
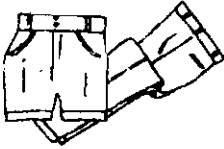

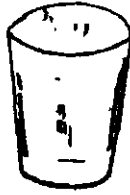

loy l k o y u i

kid k t l i w d

nup n u m w p b

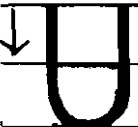
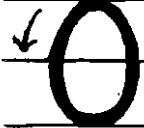
ang g y a e n g p

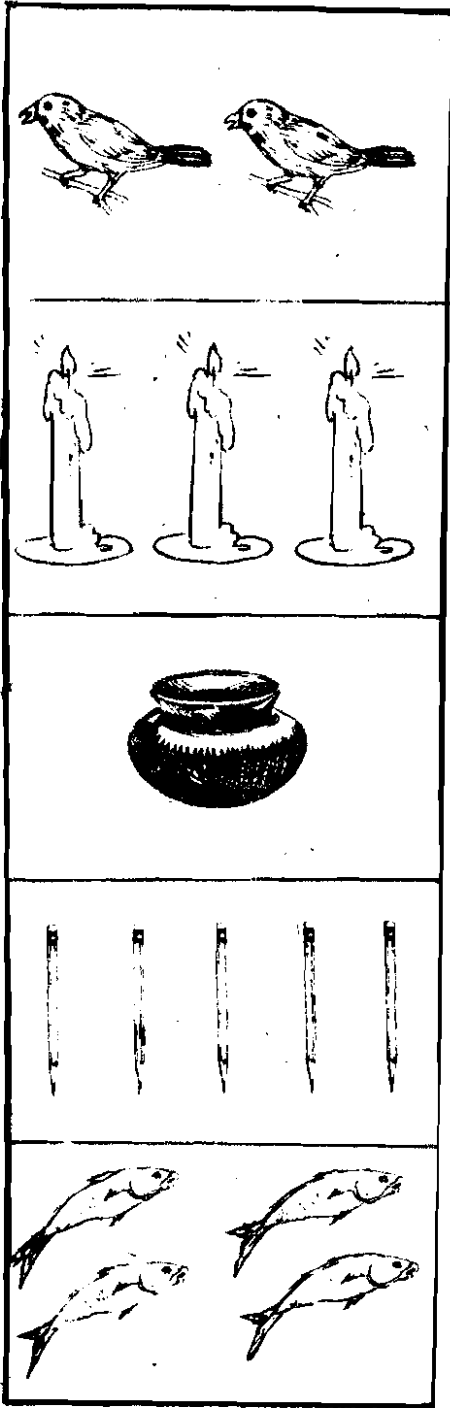
uk n o u l t k



Ingaddanam danat iblatu utnat simpalepadan, asim kuglisan nu sin nat adi maipada utnat anungus un balikas.

Ikanglit nu nat naigili un mamin-adu.





1

2

3

4


5

Kuglisam danat iblatu sinat kapon tigid ingganet nat batug nat kustun bilang di iblatu sinat kapon diwanan.

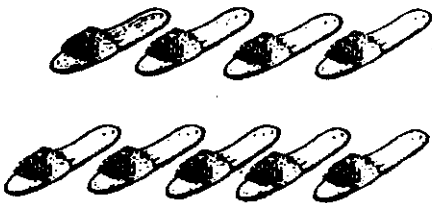
Kugisam darat iblatu sinat kapon tigid ingganat nat batug nat kustun bilang di iblatu sinat kapon diwanan.



10



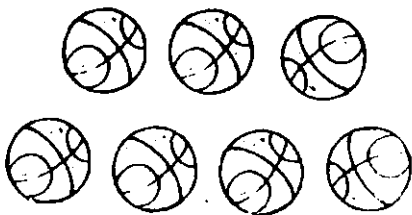
9



8




7



6



asu



allu




anaaw




ata

Ingaddanam danat iblatu ot sosomkom danat damun ibalikas nu. I lam danat naigili un siyad bosway dinat iblatu, asim baligonggonon nat umunan gill' utnat naigili.

Ingaddanam danat iblatu ot sosomekom danat arungusa ibalikkas nu. I lam danat
naigili un siyad bosway dinat iblatu, asim baligonggonon nat umudin gili
utnat naigili.



tula



lata



dogga




tasa



igau



ipos




init




ikan

Ingaddanem danat iblatu ot sosomkom danat danat ibalikas nu. Ilem danat naigilli
un siyad bosway dinat iblatu, asim baligonggonon nat umunan gili utnat naigilli.

Ingaddanem danat iblatu ot sosomkom danat anungusa ibalikas ru. Iiam danat naigili un siyad bosway dinat iblatu, asim baligonggon nat umudin gili utnat naigili.



labi



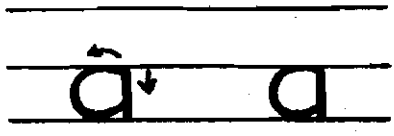

lagadi



pingki




babai



Handwriting practice lines. The first line contains a lowercase letter 'a'. The following three lines are blank for practice. Below these are several more blank lines for independent writing.

Ikanglit nu nat naigili un mamin-adu.
Ilam nat gili un ipalian din mistulu/mistala: a kan Q. Sanat gili un a
ing kanglit di makina; sanat gili un Q ing kanglit di ima.



Ikanglit nu nat naigili un mamin-adu.

A series of ten sets of three horizontal lines for handwriting practice. Each set begins with a dot above the top line and a vertical line extending from the top line to the middle line, with a downward arrow next to it, serving as a guide for the letter 'i'. The remaining space in each set is blank for practice.

a i



___ bbak



___ ki



___ nga



___ su



___ plug



___ gas

Ingaddanam danat iblatu. Mamili kat osat nat duwan gili utnat ngatu ta ikanglit mu utnat lapun danat naikanglit un naabus.

Ingaddanam danat iblatu. Mamili kat osat nat duwan gili utnat ngatu ta ikanglit nu utnat arungus danat naabus naikanglit.

a

i




lalak _____




kapatel _____




las _____



lat _____



palans _____



ping _____

1

2

3

4

5

Ikanglit nu danat bilang utnat kakanglitan. Unudom nat naabus naikanglit.

Ikanlit nu danat bilang utnat kakanglitan.











6

7

8

9

10

 <hr/> <hr/> <hr/>	 <hr/> <hr/> <hr/>
 <hr/> <hr/> <hr/>	 <hr/> <hr/> <hr/>
 <hr/> <hr/> <hr/>	 <hr/> <hr/> <hr/>
 <hr/> <hr/> <hr/>	 <hr/> <hr/> <hr/>
 <hr/> <hr/> <hr/>	 <hr/> <hr/> <hr/>

Ikanglit nu nat koustun bilang.

Ingaddanam danat iblatu ot sosomkom danat damun ibalikas nu. Iiam danat naigili un siyad bosway dinat iblatu, asim beligonggon nat umunan gili utnet naigili.




ong-ong



ongol



otop



onob




ulog



udan



utut



ugsa

Ingaddanam danat iblatu ot sosomkom danat damun ibalikas ru. Ilam danat naigili
un siyad bosway dinat iblatu, asim baligonggonon nat umunan gili utnat naigili.


Ingaddanam darat iblatu ot sosomkom darat arungusa ibalikas nu. Iiam danat naigili un siyad bosway dinat iblatu, asim baligonggonon nat umudin gila utnat naigili.




kabayu



tubu



patu



basu

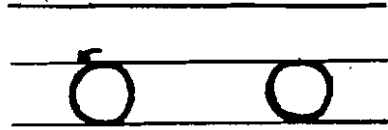
25

u u u







u
u
u

Ikanglit nu nat naigili un mamin-adu.

Ikanglit nu nat naigili un mamin-adu.



U O

 <p>___ nob</p>	 <p>___ gsa</p>
 <p>___ las</p>	 <p>___ ung</p>
 <p>___ ku</p>	 <p>___ bbong</p>

Ingaddanem danat iblatu. Memili kat osat net duwan gili utnat ngatu ta ikanglit nu utnat lapun danat naikanglit un naabus.

Ingaddanam danat iblatu. Memili kat osat nat tulun gilli utnat ngatu ta ikanglit
nu utnat anungus danat naebus naikanglit.

a i u



palangg _____



mantily _____




kay _____



balans _____



sapeg _____



pat _____



a i o u



a i o u

6



a i o u




a i o u

Ingaddanam danat iblatu. Sosomkom danat damun ibalikas nu, asim baligonggonon
nat kustun gili utnat simpalepadan.

Ingaddanam danat iblatu. Sosomkom danat anungusa ibalikas nu, asim
baligonggon nat kustun gili utnat simpalepadan.



a i o u




a i o u




a i o u

a i o u




___ nom



___ ldan



___ lok



___ los



___ paya



___ ma

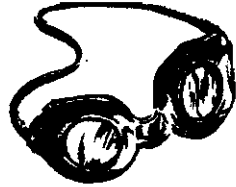
Ingadaram danat ibletu. Memili kat osat nat opata gili utnat ngatu ta ikanglit
nu utnat lapun danat naikanglit un naabus.

Ingaddanam danat iblatu. Mamili kat osat nat opata gili utnat ngatu ta ikanglit
ma utnat lapun danat naikanglit un naabus.

a i o u




___ log



___ ntokos




___ bok




___ blu



___ lu




___ pat



asu

Asu



igau

Igau



ulog

Ulog



ong-ong

Ong-ong

A	a	o	O
I	i	a	A
O	o	i	I
U	u	u	U

1. Ingaddanem danat iblatu. Beligonggongom danat damun gili. Ilam danat bang-og
 kan dakol un gili. 2. Kuglisem nat bang-og un gili ingganat nat dakol.

Ibagam danat ngadan un basaon nat mistulu/mistala. Baligonggom danat dadakkol un glli.

Alibun
Ambuna
Asibanglan

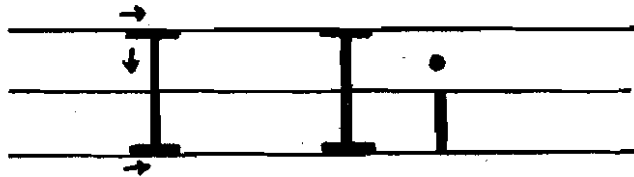
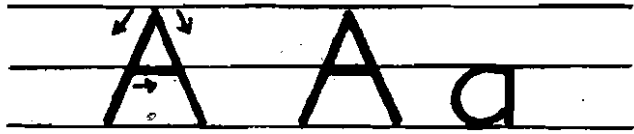



Ibis
Illug
Ipil



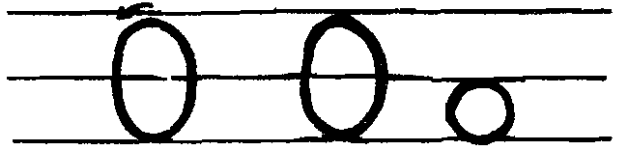

Udali
Uday
Umbali

Ollao
Oggas



Ikanglit nu nat naigili un namin-adu.

Ikanglit nu nat naigili un mamin-adu.



0	1	2	3	4	5	6	7	8	9	10
10	11	12	13	14	15	16	17	18	19	20
20	21	22	23	24	25	26	27	28	29	30
30	31	32	33	34	35	36	37	38	39	40
40	41	42	43	44	45	46	47	48	49	50
50										

10	20	30
1	9	5
11	29	35
30	10	20
6	7	3
36	17	23

Basesom denat bilang utnat "chart" kan utnat kinabkabon pay.

Ikanglit mu nat kustun bilang.

50 6	_____	30 8	_____
40 4	_____	50 3	_____
10 3	_____	40 1	_____
50 8	_____	20 2	_____
50 2	_____	40 9	_____

English Directions

1. Put your right hand on the picture of the hand so that your book will be in the right position.
2. Draw a line from the fruits on the left to the plants on the right.
3. 1. Circle the picture in each row that is the same as the one on the left. 2. Circle the letter(s) that is the same as the one on the left.
4. Name the pictures in each row. Listen to the beginning sound.
5. 1. Circle the beads in each row that are the same as the ones in the box. 2. Circle the letters in each row that are the same as the ones in the box.
6. Name the pictures in each row. Listen to the ending sound.
7. Write the letters on the writing lines. Follow the first letter.
8. Count the things in each set; count the dots. Look at the number.
9. Circle the correct number.
10. Draw a line from the small thing on the left to the large one on the right.
11. (same as 3)
12. 1. Name the pictures in each row. Cross out the picture that begins with a different sound. 2. Repeat these sounds after the teacher: a, ak, a, al, a, ab, a, am; i, it, i, id, i, ig, i, ing; u, ud, u, un, u, u, uk, u, ug; o, os, o, ot, o, ol, o, om.
13. (same as 5)
14. 1. Name the pictures in each row. Cross out the picture that ends with a different sound. 2. Repeat these sounds after the teacher: a, na, a, ka, a, pa, a, wa; i, ti, i, ki, i, ni, i, gi; u, yu, u, su, u, mu, u, lu; o, po, o, do, o, bo, o, ko.

15. (same as 7)
16. (same as 8)
17. (same as 9)
18. Draw a line from the picture on the left to the picture on the right; from the boxes to the circles.
19. (same as 3)
20. (same as 12)
21. (same as 5)
22. (same as 14)
23. (same as 7)
24. Draw a line from the picture to the correct number.
25. (same as 24)
26. Name the pictures listening to the beginning sound. Look at the word; circle the beginning letter.
27. Name the pictures listening to the ending sound. Look at the word; circle the ending letter.
28. (same as 26)
29. (same as 27)
30. same as 7 adding: Look at the two forms of a that the teacher writes on the blackboard: a and _.
31. (same as 7)
32. Name the pictures. Choose the correct letter and write it at the beginning.
33. Name the pictures. Choose the correct letter and write it at the end.
34. Write the numbers on the writing lines.
35. (same as 34)
36. Write the correct number.
37. (same as 26)
38. (same as 26)

39. (same as 27)
40. (same as 7)
41. (same as 7)
42. (same as 32)
43. (same as 33)
44. Name the pictures listening to the beginning sounds.
Circle the correct letter.
45. Name the pictures listening to the ending sounds.
Circle the correct letter.
46. (same as 32)
47. (same as 32)
48. 1. Name the pictures. Circle the beginning letter. See
the small and capital letters. 2. Draw a line from the small
letter to the capital.
49. Say the names the teacher reads. Circle the capital
letter.
50. (same as 7)
51. (same as 7)
52. Read the number chart. Read the numbers in the boxes.
53. (same as 36)