

MANSUNGANGAN UGUD

(Opposite Words)

An Easy-Reader in Limos Kalinga

Prepared by
Kathleen Bosscher
Carol Porter

Illustrated by
Heather Kilgour

Summer Institute of Linguistics, Inc.
Translators Publishers

1977

53.17-677-2.5C 52.40P-776045BG9

Printed in the Philippines

Published
in cooperation with
Bureau of Elementary Education
and
Institute of National Language
of the
Department of Education and Culture
Manila, Philippines

Additional copies of this publication
may be obtained from:

Fillit
Box 2270
Manila 2801

Fillit
SIL, BAGABAG AIRPORT
Bagabag, Nueva Vizcaya 1505

FOREWARD

Some of the glory of the Philippines lies in the beautiful variety of people and languages within its coasts. It is to the great credit of the national leadership over the years that no attempt has been made to destroy this national heritage. The goal has been instead to preserve its integrity and dignity while building on this strong foundation a lasting superstructure of national language and culture.

The present book is one of many designed for this purpose. It recognizes the pedagogical importance of dividing literacy and second language learning into two steps--literacy being the first. When a student has learned to read the language he understands best, the resulting satisfaction in his accomplishment gives the drive and confidence he needs to learn the national language. His ability to read, furthermore, is the indispensable tool for the study this program will require.

The Department of Education and Culture of the Philippines is proud to present this latest volume in a nationwide series designed to teach the national language through literacy in the vernaculars. It will strengthen both the parts of the nation and the whole.

JUAN L. MANUEL
Secretary

To the teacher:

This book, Opposite Words, is made so that it is easy for a beginning student to read. It is easy because the pictures show what is written and there is only a little to read. In this way, the student can read by himself. Say to the student.

Look at the picture on the left. Look at the writing beside the picture. The picture shows you what the word says. Read the word.

Now look at the picture and the word on the other side. This word is the opposite of the one on the left. Read the word.

Ud mistala kan mistulu:

Nakwa tuwa iblu un Mansungangan Ugud un mabalina nalasu un mabasan dadin uswila un adi payyan nalainga mambasa. Nalasu tu ta ipakaawat tun iblatu tun naikanglit ot akita lawa tun mabasa. Napiya ta mabalina mabasan di uswila lawa. Ibagam sidin uswila:

Ilam tun iblatu sin kapon tigid. Ilam tun naikanglit sin sog-on tun iblatu. Ipakaawat tun iblatu tun ugud un naikanglit. Basaom tun ugud.

Ilam payyan tun iblatu kan ugud uttun biik. Siya tu tun kasungangan ugud dinat annat sinat kapon tigid. Basaom tun ugud.



managada



gumusad



mantupak




sumikad




lumhok



lumakson




mangki ssop



mandiyat



masuyop



lumikna



mambukat




man-onob



mantumog



mantangad




umbog




gumangon




manlukub



mambikyad




mandopa



mamikos



manpikut




man-uyad




mantukas




mandumak




tangngobaha



lokwa bana




idublang na



gammidona






mampa-ang






duupana



luksayana



sikpawona



idawat na



mamimisuut



maeemes



mambudut



mantelibus



manalan



man-u-in