

T. 601

Pre-School Materials

Maaila - Luteran - 12

## Tboli Pre-School Lesson/Worksheets

These 43 Pre-School lessons in Tboli were prepared for the express purpose of preparing Tboli children to enter grade one in public schools and should be taught just prior to starting grade one. They are designed to:

1. teach them pre-reading and writing skills
2. teach them to write their full name and place of residence
3. teach them the numbers 1-10 and addition and subtraction to 10
4. teach them the Tboli alphabet with enough reading and writing practice that they will hopefully be able to read in Tboli before entering school. (At least they will know what school is about!)

Each day's lesson is on a single pad and the teacher just tears off a sheet for each pupil to work on and to take home.

February 1, 1982  
L. Underwood

The English back translation of the lessons/worksheets follow:

Name \_\_\_\_\_

### Lesson 1.

1. Sing any song - only one
2. Read any story or a Bible story
3. Print the name of every child on his paper, then read it to him.  
Print the name of each child on 2 flashcards one for the child and place one in the pocket chart. Then have each child look for his name in the pocket chart and match his card with it.
4. Discuss the pictures in each row from left to right, and have them choose which one is different in each row, and circle it. Teach them the proper way to hold their pencil.
5. Draw a line from the animal picture on the left to the one pictured on the right.
6. Show/teach the children what is the top, middle and bottom of a page. First show them with an object, then a book and then on this page.
7. Have them name the objects pictured, beginning at the left and going to the right.
8. Fill up the lines of writing following the pattern.
9. Look for and circle the picture that is the same as the picture in the box at the left in each row.

Lesson 2.

- 1- 2- same
3. Print child's name on his paper. Have child match his card with the card in the pocket chart.
4. Have them name the pictures in each row, from left to right. Listening to and thinking about the beginning sound of each word pictured. Which ones have the same beginning sound in each row?
5. Draw a line from each square on the left to the circle on the right.
6. Fill up the lines of writing following the pattern.
7. In each row have them choose which one is the biggest, and which one is smaller than that one, and which is the smallest of all? etc. Circle the very smallest in each row.
8. In each row circle the letter that is the same as the one in the box at the left.

Lesson 3.

- 1- 2- 3- same
4. Circle the picture in each row that is exactly ~~the~~ the same as the one on the left.
5. Same as # 8 above (Lesson 2)
6. Same as # 6 above (Lesson 2)
7. Draw a line from the object on the left to the one on the right.
8. Circle the letters that are the same in each group, and tell where they are the same, <sup>at</sup> the beginning of the word or at the end of it.

Lesson 4.

- 1- 2- same
3. Same + have them pick out individual letter cards and match them with the letters on their name card.
4. Discuss the pictures in each row, which one is bigger than the others which is next bigger, which one comes after that one and which one is smallest? Circle the biggest one in each row.
5. Draw a line from the picture on the left to the one on the right. Carefully following the line that's already there.
6. Same
7. Name the pictures in each row from left to right. Listen to the beginning sound of each one, which is different? Which are alike?
8. Same as # 8 (Lesson 2)

Lesson 5.

- 1- 2- 3- Same
4. In each box which one is taller? which one is shorter?  
Circle the short one in each box.
5. Trace the dotted line from left to right in each row.

6. Same
7. Name the pictures in each row. Circle the one whose beginning sound is different.
8. Same

Lesson 6.

- 1- 2- 3- same
4. In each box which one is longer? which one is shorter?  
Circle the long one in each box.
5. Make up a story following the sequence of the pictures
6. Same
7. In each group circle the letters that are the same, and tell which ones are alike and if they are at the beginning of the word or at the end of it.
8. Circle the letters that are like those in the box at the left.

Lesson 7.

- 1- 2- 3- + write child's name on blackboard. Have them trace it 5 times.
4. In each box, which ones are the same size. Circle the ones which are the same size.
5. In each group cross out the one which is different.
6. Name the pictures, listen to the beginning sound, which ones have the same beginning? Which one is different? Circle the one that's different.
7. Same.
8. Which of these groups has more in it? which one has less? Circle the one which has more in it.

Lesson 8.

- 1- 2- Same, # 3 + trace their name 5 times on paper.
4. The name of this picture is asay. Have them name the pictured words beginning with a, A.
5. They learn to write the letter a, A. - fill up the lines.
6. Have them write the beginning sound of the word for each picture.
7. Circle all the a, A, in each row.
8. Study the sequence of the pictures in each row, then circle the one that should follow.

Lesson 9.

- 1- 2- 3- same + write their names 5 times beneath their names on the blackboard.
4. The name of this picture is ehek.
- 5- 6- 7- same as (Lesson # 8)
8. Learning number 1. How many ducklings do you see in the pond?
9. Learning to write number 1.

10. Draw a line from the object to the number in each box.
11. Circle each group of one.
12. Circle one in each group

Lesson 10.

- 1- 2- 3- same + write their name 5 times below the model on grade 1 paper.
4. iwas - same
- 5- 6- 7- 8- 9- same as (Lesson # 9)
10. Draw a line from the dots to the correct number in each box
11. - 12. same (except circle 2)

Lesson 11.

- 1- 2- 3- write their name without looking at it
4. ohu
- 5- ~~6-7~~- 8- 9- 10 11- 12 same except with # 3

Lesson 12.

- 1- 2- 3- same
4. uhu
- 5, ~~6, 7~~, 8, 9, 10, 11, 12 same except with # 4

Lesson 13.

- 1- 2- 3- ~~his~~ + father's name. Same procedure as for own name.
4. ówóng
- 5- ~~6-7~~- 8- 9- 10- 11- 12, Same except # 5

Lesson 14.

- 1- 2- 3- same
- 4- ehék
- 5- ~~6-7~~- same
- 8- Circle the correct number of the objects in each box.

Lesson 15.

- 1- 2- 3- same
- 4- Listen to and name each pictured word this is cut-off-short on the end. (glottal stop)
- 5- Study the differences in these letters that name themselves. Fill up the lines writing the short ones. Say the letter as they write it.
- 6- In each row color only the number of objects as indicated by the number at the left.
- 7- In each row write the number of the objects.
- 8.-Write the numbers 1-5 in right ~~order~~ order.

Lesson 16.

- 1- 2- 3- same
- 4- lefb
- 5- 6-7- same
- 6- point to and tell/explain the meaning of these - first, 2nd, 3rd, 4th, 5th.
9. Circle the picture according to the word at the left.

Lesson 17.

- 1- 2- 3- same
- 4- Have them read the words, then write each word again on the lines below it.
5. Have them read the story
6. In each row have them circle the correct number for each box. Then tell a number story from the pictures in sequence in each row-- addition to 3.
7. Write the answers to the problems - addition to 3

Lesson 18.

- 1- 2- 3- same
4. buyus
- 5- 6-7- 3- 9- same as #s 6 and 7 in Lesson 17) - addition to 4)

Lesson 19.

- 1- 2- 3- 4- (same as 17)
- 5- 6- 7- (same as 17) - (addition to 5)

Lesson 20.

- 1- 2- 3- same
4. noko, 5- 6- 7- 8- 9-, same, except subtraction from 3

Lesson 21.

- 1- 2- 3- 4- 5- 6- 7-, same (subtraction - 4)

Lesson 22.

- 1- 2- 3-
4. tabas, 5- 6- 7- 8- 9- same (subtraction - 5)

Lesson 23.

- 1- 2- 3- 4- 5- same
- 6- 7- 8- 9- 10 same as (Lessons 9-13) except with number 6.

Lesson 24. - mósól

- 1- 2- 3- + name of their place following same procedure as for their name.
- 4- 5- 6- 7- 8- 9- 10- 11- 12- same - except # 7

Lesson 25.

- 1-2- 3- 4- 5- 6- 7- 8- 9- 10- same - except # 8

Lesson 26. - heglung

- 1- 2- 3- 4- 5- 6- 7- 8- 9- 10. 11- 12- same ~~xxxxx~~ except # 9

Lesson 27.

- 1- 2- 3- 4- 5- 6- 7- 8- 9- 10 same (except 0)

Lesson 28. - kudà

- 1- 2- 3- 4- 5- 6- 7- 8- 9- 10. 11- 12- same (except # 10)

Lesson 29.

- 1- 2- 3- 4- 5- same
- 6- In each group circle the number that shows the number in each group.

Lesson 30. - dewegoy

- 1- 2- 3- 4- 5- 6- 7- 8- same as (Lesson 29).

Lesson 31.

- 1- 2- 3- 4- 5- same
6. Color the correct number of squares as indicated by the number at the left.
7. Write the correct number of objects in each row, on the line.

Lesson 32. - Ying

- 1- 2- 3- 4- 5- 7- same
6. Write the end sound of each pictured word for this lesson only (no picturable words with it at beginning)
8. Draw a line from each dot following the numbers 1-10. Starting with # 1 to make a picture
9. Write the number 1-10 in order.

Lesson 33.

- 1- 2- 3- 4- 5- same  
6. Circle the correct number of objects in each group.  
Then tell a number story from the pictures in each row.  
7. Write the answers to the problems - additions to 6.

Lesson 34. - seludoy

- 1- 2- 3- 4- 5- 6- 7- (8-9 same as lesson 33) addition 5 & 6

Lesson 35.

- 1- 2- 3- 4- 5- 6- 7- same - addition to 7

Lesson 36. - gewóng

- 1- 2- 3- 4- 5- 6- 7- 8- 9- same addition to 8

Lesson 37.

- 1- 2- 3- 4- 5- 6- 7- same - addition - 7 & 8

Lesson 38. - fes

- 1- 2- 3- 4- 5- 6- 7- 8- 9- same - addition to 9

Lesson 39.

- 1- 2- 3- 4- 5- 6- 7- same - addition to 10

Lesson 40. - wong

- 1- 2- 3- 4- 5- 6- 7- 8- 9- same addition 9 & 10

Lesson 41.

- 1- 2- 3- 4- 5- 6- 7- same - subtraction - 5 to 10

Lesson 42. - ngà

- 1- 2- 3- 4- 5- 6- 7- same  
8. Write the number of objects in each box and tell a number story from the pictures in each row.  
9. Subtraction problems - 7 & 8



Lesson 43.

- 1- 2- 3- 4- 5- same  
6. Draw a line from each picture to the correct number.

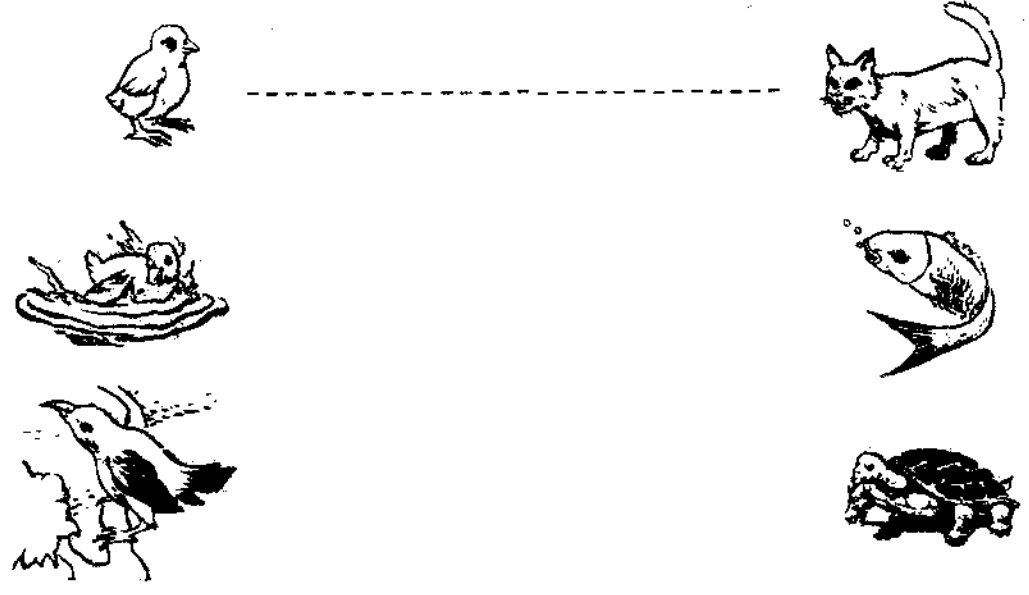
1

-----  
 -----  
 -----

1. Gna semngal kihu sngal sotu.
2. Semfala kihu tutul duhen tutul lem Udél Dwata.
3. Snulat boluy yem ket ngà bè kun klatas, omin semfala du béléen.  
 Snulat boluy yem ket ngà bè lewu flashcards. Sotu hsù lem sning klatas bong téwéng bè beng ne sotu blay béléen. Omin hfebel du kul ket kul sotu yem kul boluy ne heskél le bè yem nù lem sning klatas.
4. Sentulón yó kem tulad bè ket ktol lenwóten bè iwóng kól ebè kwanan, ne hélék kul mahil du yem tólong kmoen bè ket ktol, ne omin hefegiling du kul. Tolokem kul vem tahu kmò kogot le tinsil le.






5. Mò le kulés lemwót bè ket tulad ógóf fi bè iwóng kól ebè yem tulad ógóf fi bè kwanan.





6. Tolok kem ngà mahil du yem fita ne fi sóól ne lí laan yem lafin. Hegna hton kul bè yó kem ton nogot, omin yó bè bok ne bè klatas ní.

7. Hboluyem kul boluy yó kem tulad stodol ton le, lenwóten bè iwóng kól ebè kwanan.



8. Sensulit lolò le yem kmò ksulat bè yem ket kulés ton le nù bè nii efet mfu.




9. Hebelem kul ne hefegiling kul yem dumun songed yem tulad lenabat ton le fi bè iwóng bè ket ktolen.



2

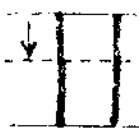
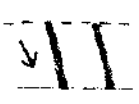
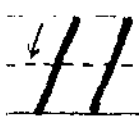
1. Gna semngal kihū sngal sotu.
2. Semfala kihū tutul.
3. Snulat boluy yem ket ngā bē kun klatas, ominen mebel yem boluyen bē card ne heskēlen bē yem nū bē sning klatas.
4. Hboluyem kul boluy ni kem tulad ton le bē ket ktolen, lenwōten bē iwóng kól ebē kwanan. Ne le ne hendem ne hol hnungol le uni yem but udél bē ket tulad. Mahil du senged but boluyen bē ket ktolen?





5. Mō le kulés lemwót bē yem labat fi bē iwóng kól ebē yem legiling fi bē kwanan.

|  |   |  |
|--|---|--|
| <div style="border: 1px solid black; width: 40px; height: 30px; margin: 5px;"></div> <div style="border: 1px solid black; width: 40px; height: 30px; margin: 5px;"></div> <div style="border: 1px solid black; width: 40px; height: 30px; margin: 5px;"></div> <div style="border: 1px solid black; width: 40px; height: 30px; margin: 5px;"></div> <div style="border: 1px solid black; width: 40px; height: 30px; margin: 5px;"></div> | <hr style="border-top: 1px dashed black;"/> | <div style="border: 1px solid black; width: 40px; height: 30px; margin: 5px;"></div> <div style="border: 1px solid black; width: 40px; height: 30px; margin: 5px;"></div> <div style="border: 1px solid black; width: 40px; height: 30px; margin: 5px;"></div> <div style="border: 1px solid black; width: 40px; height: 30px; margin: 5px;"></div> <div style="border: 1px solid black; width: 40px; height: 30px; margin: 5px;"></div> |
|--|---|--|

6. Sensulit lolò le yem kmò ksulat bè yem ket kulés efet mfu.



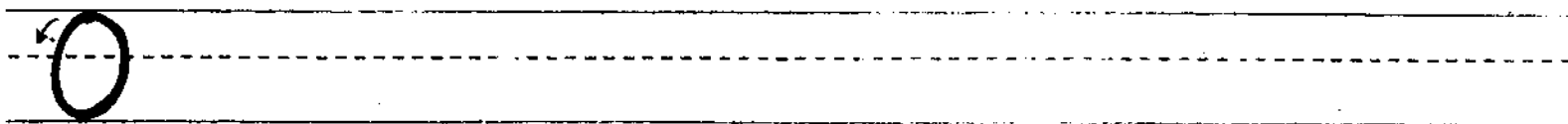
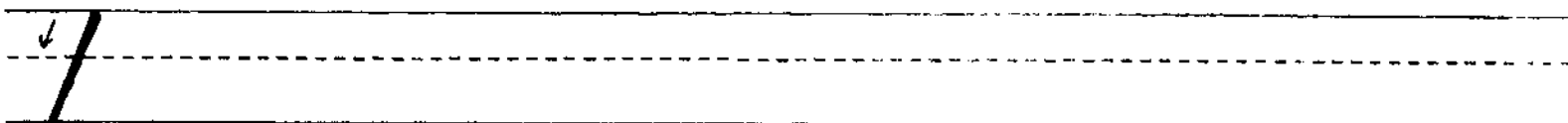

7. Bè ket ktol hélék kul mahil du yem hong du ne yem tmodol du kbongen ne omin yem alī udī du. Len-giling le yem alī udī bè ket ktol.




8. Len-giling le yem betek ton le dumun senged yem betek lonapat ton le fi bè iwóng le.

|   |   |   |   |   |
|---|---|---|---|---|
| t | p | u | t | m |
| G | h | G | A | r |
| u | u | w | s | u |
| R | N | R | T | R |

6. Sensulit lolò le yem kmò ksulat bè yem ket kulés efet mfu.



7. Mò le kulés lemwót bè yem tulad fi bè iwóng kól ebè yem tulad fi ebè kwanan.



8. Len-giling le yó kem betek senced ton le bè ni, ne tulón le mahil du gunu le senced, ke bè but yem udél duhen ke bè sónen.


ag  
ak

ti  
ni

du  
da

**3**

1. Gna semngal kihu sngal sotu.
2. Semfala kihu tutul.
3. Snulat boluy yem ngà bè klatasen. Ominen mebel yem boluyen bè card ne heskèlen bè yem nù lem sning klatas.
4. Len-giling le yem ket tulad hol skél bè yem fi bè iwóng bè ket ktol.



5. Len-giling le yem betek ton le dumun senged yem betek lenabat fi bè iwóng.

|          |          |          |          |          |          |
|----------|----------|----------|----------|----------|----------|
| <b>N</b> | <b>M</b> | <b>U</b> | <b>N</b> | <b>K</b> | <b>N</b> |
| <b>h</b> | <b>h</b> | <b>n</b> | <b>b</b> | <b>l</b> | <b>h</b> |
| <b>y</b> | <b>y</b> | <b>j</b> | <b>y</b> | <b>u</b> | <b>g</b> |
| <b>n</b> | <b>U</b> | <b>n</b> | <b>k</b> | <b>g</b> | <b>b</b> |

4

---




---




---

1. Gna semngal kihu sngal sotu.
2. Semfala tutul.
3. Snulat boluy yem ngà bè klatasen, ne hwahem lu yó kem betek ket sotu nù bè card ne heskél le bè yem boluy le.
4. Sentulón yó kem tulad bè ket ktol. Mahil du yem bong senta yó kem dumu, mahil du yem tmodol du kbongen? mahil du yem bud tmodol du kbongen, ne mahil du yem alì udì bè kdéen? Omin le lemgiling yem alì bong bè kdéen bè ket ktol.



5. Mò le kulés lemwót bè yem tulad udì fi bè iwóng kól ebè yem tulad bong fi bè kwanan. Hninggel le lemold du yem kulés nù bè yó.




6. Sensulit lolò le yem kmò ksulat bè yem ket kulés ofet mfu.

00

00

U U

7. Hboluy kul boluy ni kem tulad ton le bè ket ktolen, lemwót fi bè iwóng kól ebè kwanan. Ne hol hnungol le uni but yem udél bè ket tulad. Mahil du stólóng? Mahil du senged?



8. Len-giling le yem betek ton le dumun senged yem betek lenabat ton le fi bè iwóng.

|    |    |    |    |    |    |
|----|----|----|----|----|----|
| at | uk | ni | at | bu | at |
| gu | aw | gu | gu | ja | yu |
| di | hi | ki | du | di | di |
| su | uw | as | su | su | ma |

5

---




---




---

1. Gna semngal sotu.
2. Semfala tutul.
3. Snulatem boluy yem ngà bè klatasen, ne hwahem lu ket sotu yó kem betek nù bè card ne heskél le bè yem boluy le.
4. Lem ket kahun, mahil du yem tahà? Mahil du yem ukol? Len-giling le yem ali ukol du lem ket kahun.



5. Henolò hkulés kul yem kulés sgawag ni lemwót bè iwóng kól ebè kwanan.




6. Sensulit lolò le yem kmò ksulat bè yem ket kulés efet mfu.

↓ U

✓ O

↓ U

7. Hboluyem kul yem boluy ni kem tulad ton le bè ket ktolen ne len-giling le yem tulad là senged buten bè yó kem dumun.

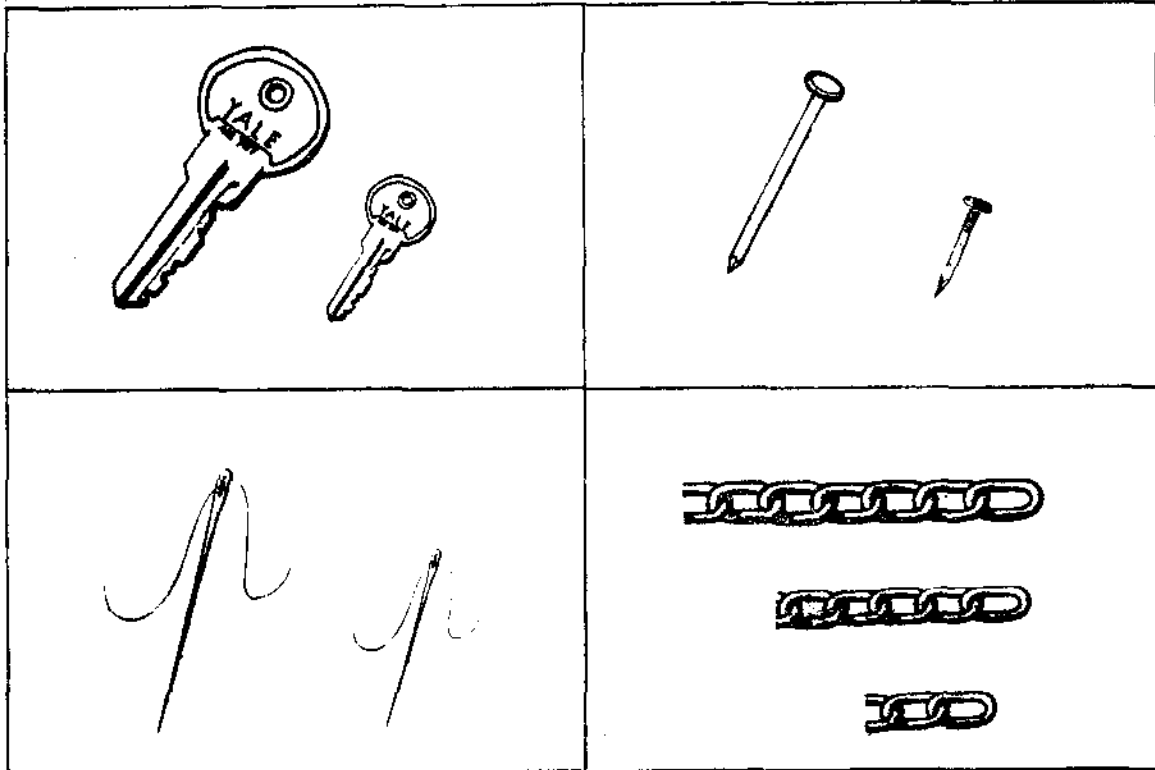


8. Len-giling le yó kem betek ton le dumun senged yó kem betek deng lenabat ton le nù fi bè iwóng.

|     |     |     |     |     |     |
|-----|-----|-----|-----|-----|-----|
| ang | an  | ang | nag | ga  | gan |
| nuk | nuk | nik | ku  | nul | kin |
| baw | baw | hag | bul | tal | baw |
| kug | kug | bug | gid | kug | kay |

6

1. Semngal sotu.
2. Semfala tutul.
3. Snulatem boluy yem ngâ bè klatasen, ne hwahem lu ket sotu yó kem betek nù bè card ne heskél le bè yem boluy le.
4. Bè ket kahun, mahil du yem tahâ? Mahil du yem ukol? Len-giling le yem alî tahâ lem ket kahun.



5. Lenbù le mò tutul, iolò le kestodol ni kem tulad nii.



6. Sensulit lolò le yem kmò ksulat bè yem ket kulés efet mfu.

U U

u

O

7. Bè ket bung len-giling le yó kem betek ton le senged nù du, ne tulón le mahil du gunu le senged, ke bè but yem udél, duhen ke bè sónen.

bin  
tan

kit  
kud

tuk  
nul

sug  
nig  
lag

tan  
lat  
nak

bì  
bug  
ban

8. Len-giling le yó kem betek ton le dumun senged yó kem betek deng lenabat ton le nù fi bè iwóng.

ban b u i a n l

nì n h s i b


ngu j n g m u r

mal m m w a t l h

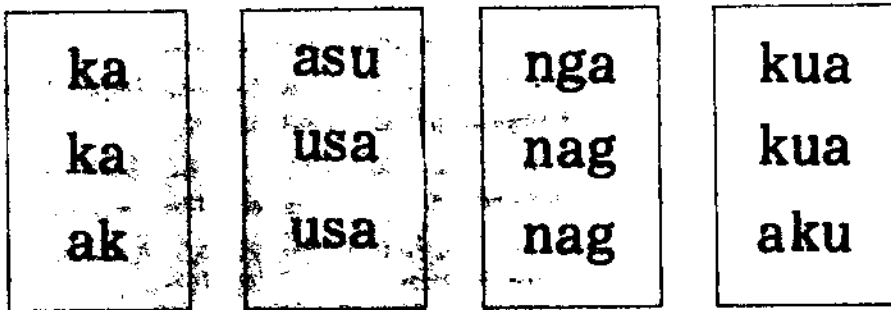
put y p i u t d

**7**


1. Semngal sotu.
2. Semfala tutul.
3. Snulatem boluy yem ngà bè klatasen ne bè blackboard. Henoldò snulat le limu dulék bè blackboard yem boluy le.
4. Bè ket kahun, mahil du bè yó kem ton senged kbong le? Len-giling le yó kem senged bè ket kahun.



5. Bè ket bung knulés le yem udél laen dumun senged.





6. Bnoluy yem tulad. Hnungol le yem but kboluy yem ket tulad. Mahil du yem senged buten? Mahil du yem tólong? Len-giling le yem tólong.



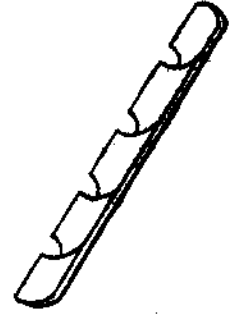

7. Sensulit lolõ yem kmõ ksulat bẽ yem ket kulés efet mfu.



8. Mahil du bẽ ni kem bung ton ni, yem wen lemen senta yem sotu bung? Bung du yem udĩ nũ du? Len-giling le yem bung wen lemen.



1. Semngal sotu.
2. Semfala tutul.
3. Snulatem boluy le bê klatas le, omin le hmolò smulat du limu dulék taken.
4. Yem boluy yem tulad ni, asay. Hboluy kul yó kem tulad mbut bê a, A, boluy le.




asay      anhus      adang      aut  
 Asay      Ahus      Adang      Aut

5. Dmalang le smulat yó kem betek efet henok yem kulés.

a a a

A A A

6. Hsulat kul yem but boluy yó kem udél wen tuladen.



\_\_\_\_\_

-----

\_\_\_\_\_

\_\_\_\_\_

-----

\_\_\_\_\_

\_\_\_\_\_

-----






\_\_\_\_\_

7. Len-giling le yó kem kdê a, A, ton le.

(a) a e i a a o i a e a a u

(A) E A I A O A A E A A U A

8. liennagi le yem kmò kestodol yó kem nũ bè ket ktol. Omin le lemgiling mahil du yem tmodol du bè sónen.



9

1. Semngal sotu.
2. Semfala tutul.
3. Snulatem bè blackboard boluy le ne hdalang hsulatem kul limu dulék laan yem . kul boluy bè bb.
4. Yem boluy yem tulad ni, ehek. Hboluy kul yó kem tulad mbut bè e, E, boluy le.



ehek


Ehek

5. Dmalang le smulat yó kem betek efet henok yem kulés.

e e e

E E E

6. Hsulat kul yem but boluy yó kem udél wen tuladen.




7. Len-giling le yó kem kdê e, E, ton le.

(e) e e a e i e e o e a u e

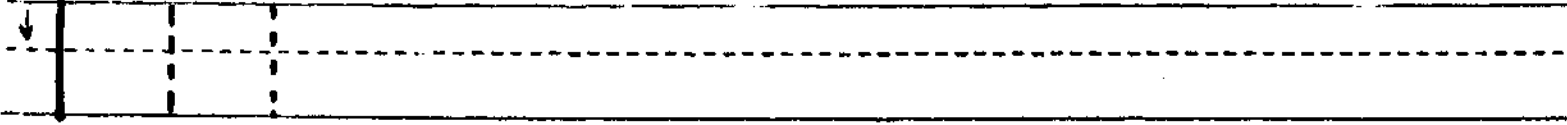
(E) E A I E O E E U A E E U

8. Kdalang lemilu sotu. Hilu ngã intĩ ton ye lem busung nii?

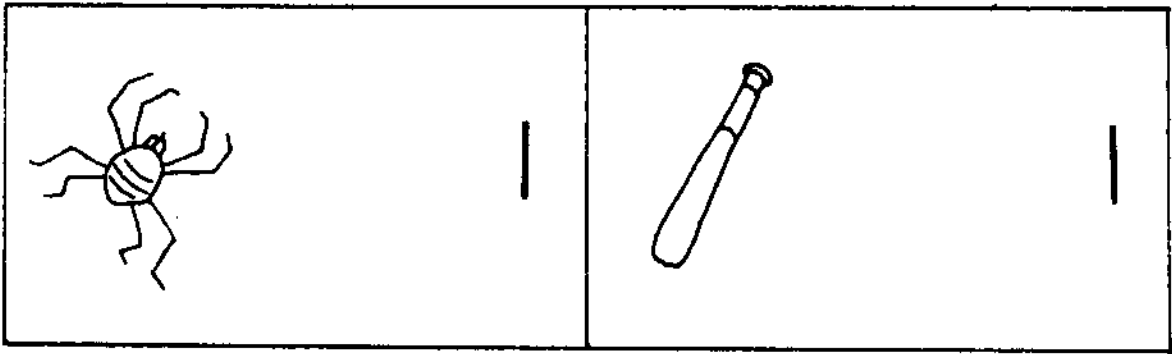


|


9. Kdalang le smulat lemilu sotu. Henolõ snulat le ta yem lemilu lewu dulék, omin le bud lembũ mõ kul limu.




10. Mõ le kulës lemwõt bã yem ton fi bã iwóng ebẽ yem lemilu lem ket kahun.





11. Len-giling le yõ kem bung tek sotu nũ du.



12. Len-giling le sotu ton bè ket bung.



1. Semngal sotu.
2. Semfala tutul.
3. Snulatem boluy le bè klatas le ne hdalangem kul yem boluy le laan yem deng nù bè klatas gr. 1 le.
4. Yem boluy yem tulad ni, iwas. Hboluy kul yó kem tulad mbut bè i, I, boluy le.




iwas      igam      inti      ibid tonok  
 Iwas      Igam      Inti      Ibid tonok

5. Dmalang le smulat yó kem betek efet henok yem kulés.

i

I

6. Hsulat kul yem but boluy yó kem udél wen tuladen.




7. Len-giling le yó kem kdê i, I, ton le.

(i) u i a i i a e i o i e i


(I) E I A I I O U I A I E I

8. Unalang lemilu lewu. Hilu ngâ inti nû lem busung nii?

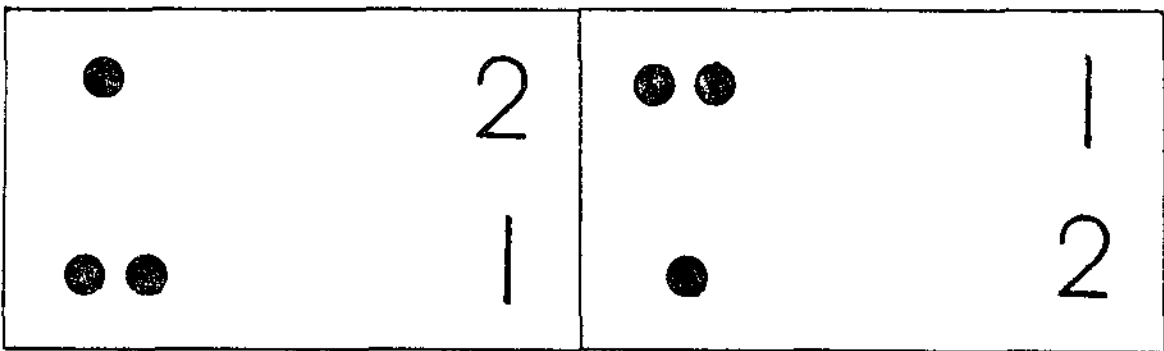


2

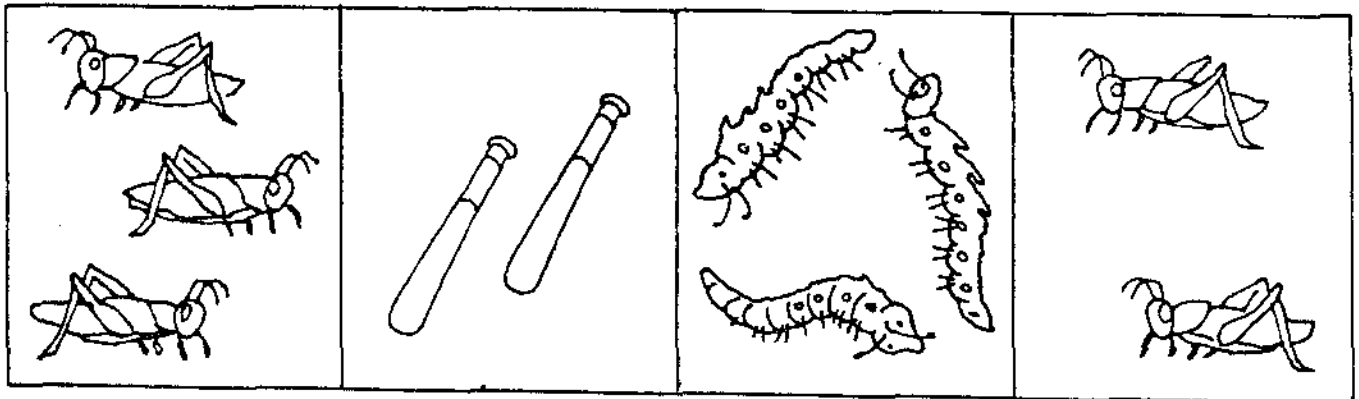
9. Unalang smulat lemilu lewu.



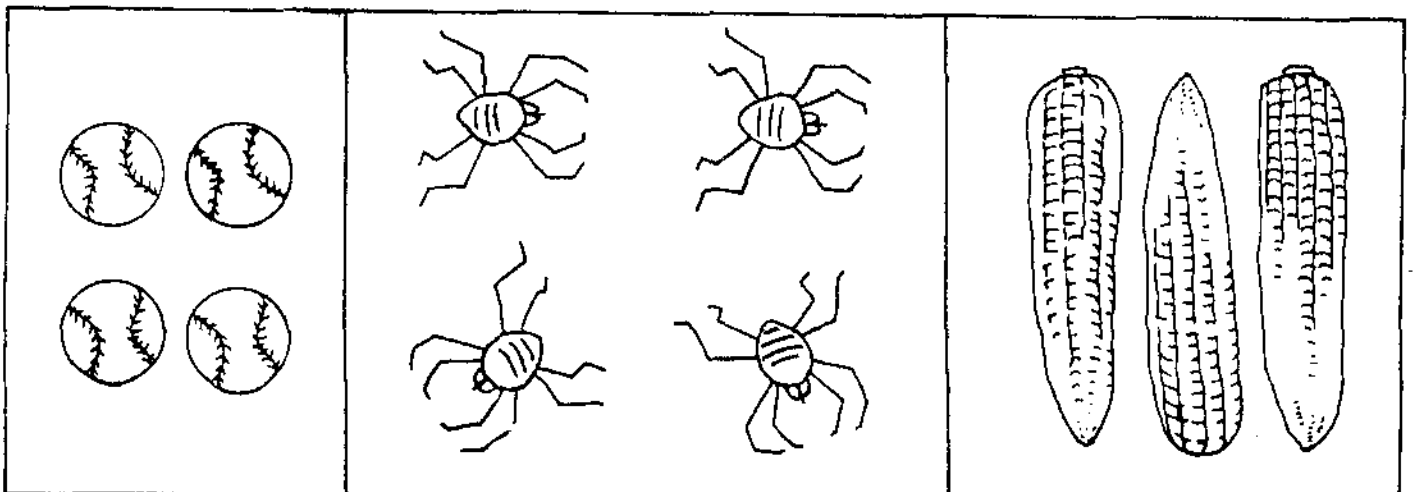
10. Mō le kulés lemwót bē yem ttek kól ebē yem kun lemilu.



11. Len-giling le yō kem bung ket 2 nû lemen.





12. Len-giling le lewu ton lem ket yem bung.



11

1. Semngal sotu.
2. Semfala tutul.
3. Snulat le boluy le. Bê le tenngel yem gnan.
4. Yem boluy yem tulad ní, ohu. Hboluy kul yó kem tulad mbut bè o, O, boluy le.



ohu

ofi



onuk bnes

Ohu




Ofi

Onuk bnes

5. Dmalang le smulat yó kem betek efet henok yem kulés.



6. Hsulat kul yem but boluy yó kem udél wen tuladen.




7. Len-giling le yó kem kdê o, O ton le.

(o) o i e o o a e u o o a o


(O) O I O E O A O O U A O E

8. Kdalang lemilu tlu. Hilu ngã intì nũ lem busung?




3

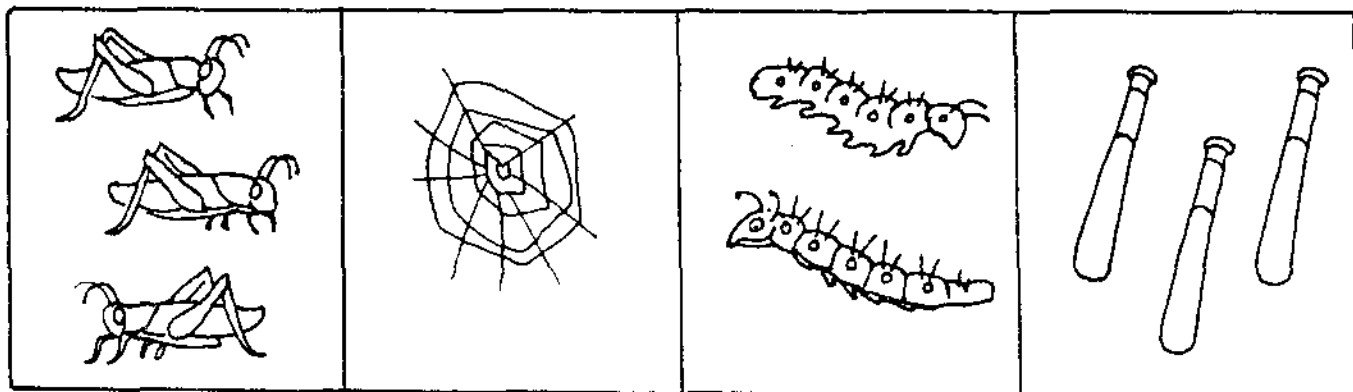
9. Dnalang smulat lemilu tlu.



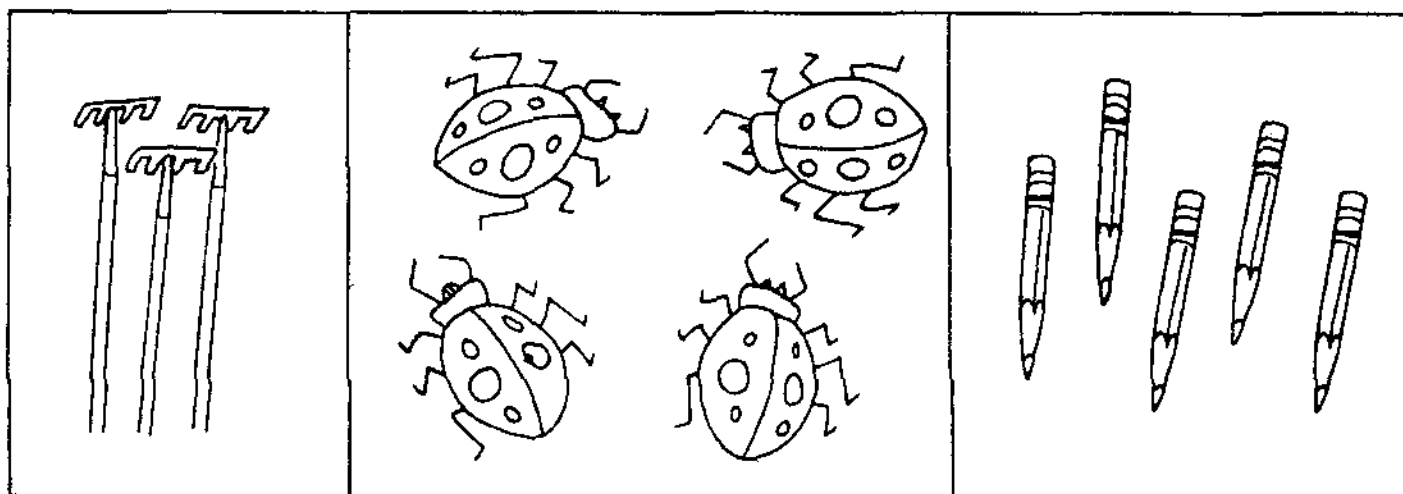
10. Mò le kulés lemwót bẽ yem ttek kól ebẽ yem kun lemilu.



11. Len-giling le yó kem bung ket tlu nũ lemen.



12. Len-giling le tlu ton lem ket yem bung.



12

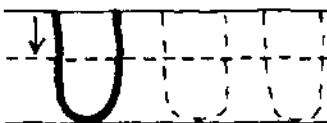

1. Semngal sotu.
2. Semfala tutul.
3. Snulat le boluy le.
4. Yem tnulad ni boluyen uhu. Hboluy kul yó kem tulad mbut bê u, U, boluy le.




uhu ufas ulal ubi

Uhu Ufas Ulal Ubi

5. Dmalang le smulat yó kem betek efet henok kulésen.



6. Hsulat kul yem but boluy yó kem udél wen tuladen.




7. Len-giling le yó kem kdê u, U, ton le.

(u) o u u a e u i o u u e i

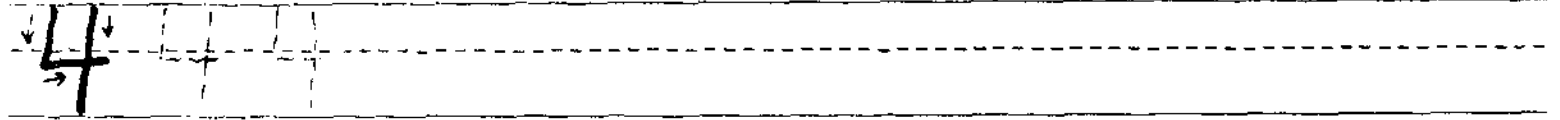
(U) U A O U I E U U A I U O

8. Kaulang lemilu fat. Hilu ngã intî nũ lem busung?



4

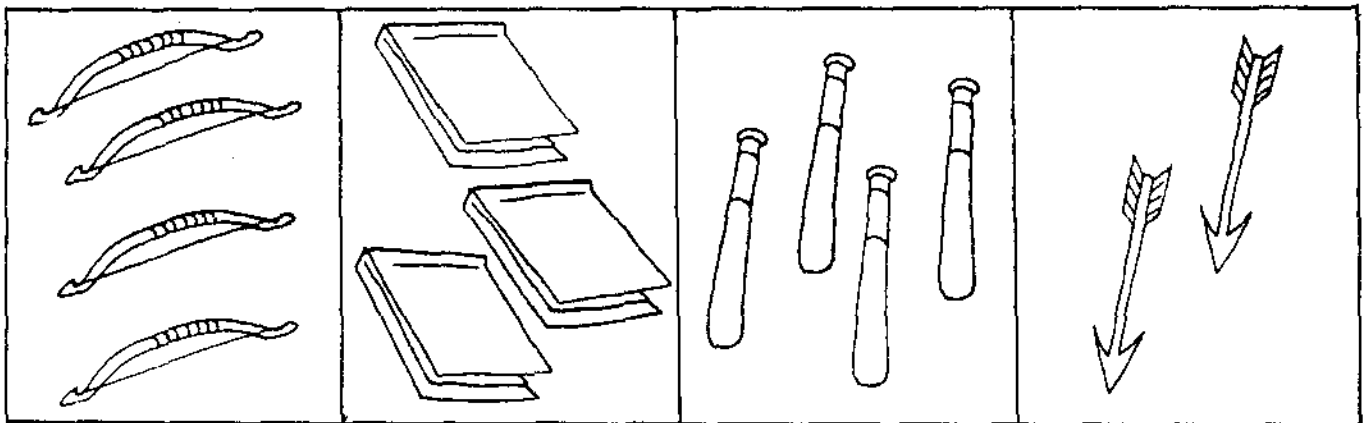
9. Snulat le lemilu 4.




10. Knulês le lemwót bẽ yem ttek kól ebẽ yem kun lemilu.

|         |   |         |   |
|---------|---|---------|---|
| ● ●     | 3 | ■ ■ ■ ■ | 3 |
| ● ● ●   | 2 | ■ ■     | 4 |
| ●       | 4 | ■ ■ ■   | 1 |
| ● ● ● ● | 1 | ■       | 2 |

11. Len-giling le yó kem bung tek fat nũ du.





12. Len-giling le fat ton bẽ ket bung.



13

1. Semngal sotu.
2. Semfala tutul.
3. Snulat le boluy le ne boluy Mã le. Senged kmò yem gnahen. Hian bè 2 flash-cards ne dumuhen lumun yem bè tanay hennagì.
4. Yem tnulad ni boluyen ówóng. Hboluy kul yó kem tulad mbut bè ó. Ó, boluy le.



ówóng

ówóng

Ówóng

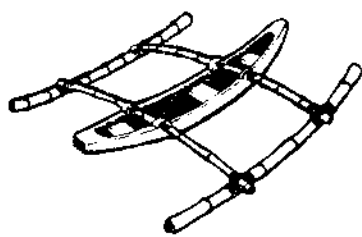
Ówóng

5. Dmalang smulat ó. Ó.

ó ó ó

Ó Ó Ó

6. Hsulat kul yem but boluy yó kem udél wen tuladen.




7. Len-giling le yó kem kdê ó. Ó, ton le.

(ó) ó u a ó ó e ó é e ó a ó


(Ó) U Ó A Ó I E Ó E Ó Ó A Ó

8. Kdalam lemilu limu. Hilu ngã intĩ nõ lem busung?



5


9. Snulat le lemilu 5.




10. Kmufes le lemwõt bẽ yem ttek kól ebẽ yem kun lemilu.

|           |   |           |   |
|-----------|---|-----------|---|
| ● ● ●     | 4 | ■ ■ ■ ■   | 2 |
| ● ● ● ● ● | 3 | ■ ■ ■ ■ ■ | 4 |
| ● ● ● ●   | 5 | ■ ■       | 5 |

11. Len-giling le yõ kem bung tek limu nõ du.




12. Len-giling le limu ton bẽ ket bung.



14

1. Semngal sotu.
2. Semfala tutul.
3. Snulat le boluy le ne boluy Mâ le lumun yem bē glewuhēn hennagī.
4. Yem tnulad ni, boluyen éhék. Hboluy kul yó kem tulad mbut bē é, É, boluy le.



éhék                      éfél                      é


Éhék                      Éfél                      É

5. Dmalang le smulat yem é, É.

é    é    é

É    É    É

6. Hsulat kul yem but boluy yó kem udél wen tuladen.



\_\_\_\_\_

-----

\_\_\_\_\_

\_\_\_\_\_

-----

\_\_\_\_\_

\_\_\_\_\_


-----

\_\_\_\_\_


7. Len-giling le yó kem kdê é, É, ton le.

(é)    ó    e    é    e    é    o    a    é    u    é    i    é


(É)    A    É    É    I    O    E    U    O    É    É    A    É




1 2 3




1 2 3




3 4 5




3 4 5




3 4 5



3 4 5



3 4 5





3 4 5

15

1. Semngal sotu.
2. Semfala tutul.
3. Snulat le boluy le ne sensekél le boluy le gomong boluy mà le, bè yem nù lem sning klatas bong téwéng.
4. Hnungol le ne bnoluy le yó kem tulad yem udél temfnô bè sónen.



tlumfà kumsi gunù bangkù lefò



safi kudà sdô

5. Hennagi le yem gunun stólóng ni kem betek gel moluy knù ni. Snulat le yó kem betek ukol efet hnok yem kulés. Ne mon le igò le smulat du.

a à

e è

i ì


o ò

u ù

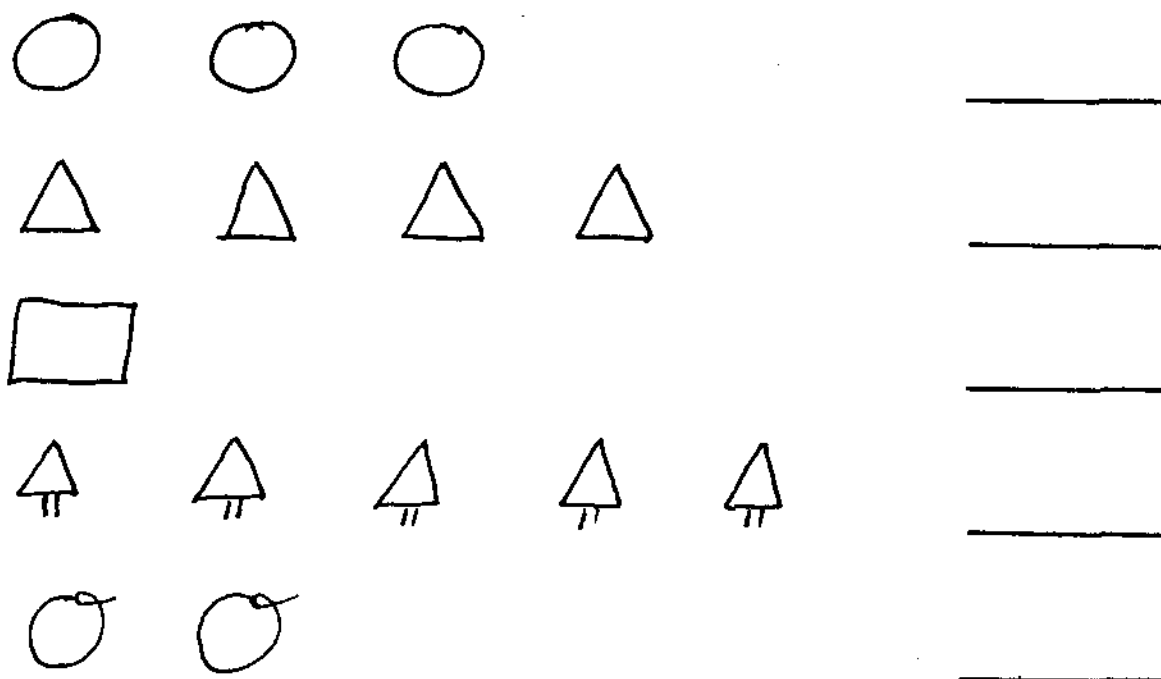
ó ô

é ê


6. Bnetek le yó kem ton segtón bè yem lemilu bè ket ktol.



7. Snulat le lemilu yó kem ton bè ket ktol.



8. Hninggel le semtodol smulat yó kem lemilu lenwóten bè 1 kól bè 5.



16

1. Semngal sotu.
2. Semfala tutul.
3. Snulat le boluy le ne boluy mà le senged bè yem gfatèn hennagì.
4. Yem tñulad ni boluyen lefò. Hboluy kul yó kem tulad mbut bè l, L boluy le.



lefò      lobun      lanas      lieg

Lefò      Lobun      Lanas      Lieg

5. Dmalang le smulat l, L.

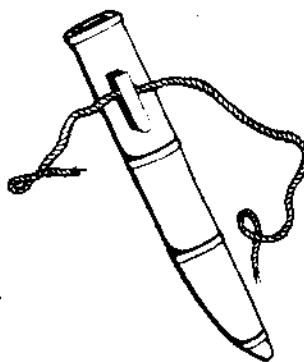
↓

↓

→

6. Hsulat kul yem but boluy yó kem udél wen tuladen.

5



2

\_\_\_\_\_

-----


\_\_\_\_\_

7. Len-giling le yó kem kdê l, L ton le.

(1) l a l b l t f l l d l h

(L) L D L I L F H B L L A L

8. Tendokem ne tulónem kul lanen ni kem ni.

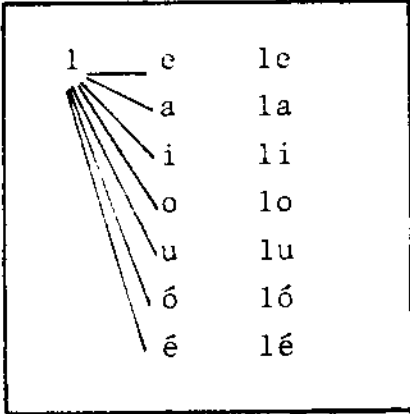


9. Mò le legiling lemibut yem kun tulad yem lemilu bnoluy fi bẽ iwóng.

|          |  |
|----------|--|
| tanayen  |  |
| glewuhén |  |
| getluhén |  |
| gfaten   |  |
| glimuhén |  |
| getluhén |  |

17

1. Semngal sotu.
2. Semfala tutul.
3. Snulat le boluy le ne boluy mà le lumun yem ekimel.
4. Hesfala kul gna, omin le smulat yem udél ta yem kulés laanen. Kihu ke na le gna henolò snulat ta yem udél, omin le tahu mò du ta yem kulés.



Ala ilô

Ala

lala lili Lila


é|é| u|a| ó|ó|

5. Semfala le tutul ni.


Là é|é| le é| le Lô.

Le| le là é|é| alù.


6. Nnù le logiling lemibat yem kan lemilu yem ket bung.  
 Omin le mō tutul lemwót hē yem tulad hē ket ktol.



1 2 3




1 2 3



1 2 3


$1 + 1 = 2$



1 2 3



1 2 3




1 2 3


$2 + 1 = 3$



1 2 3



1 2 3



1 2 3

$1 + 2 = 3$

7. Snulat le balaen ni kem semtnù ni.

|            |            |            |
|------------|------------|------------|
| 1          | 2          | 1          |
| + 1        | + 1        | + 2        |
| <u>   </u> | <u>   </u> | <u>   </u> |

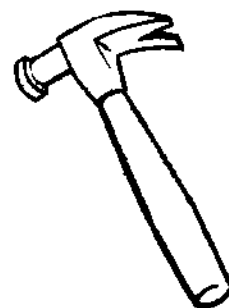

$1 + 2 = \underline{\quad\quad}$

$2 + 1 = \underline{\quad\quad}$

$1 + 1 = \underline{\quad\quad}$

18

1. Semngal sotu.
2. Semfala tutul.
3. Snulat le boluy le. Henolð snulat le limu. dulék ta yem boluy mã le bē bb.
4. Yem tnulad ni boluyen buyus. Hboluy kul yó kem tulad mbut bē b, B, boluy le.



buyus      bowi      botu      bakbak

Buyus      Bowi      Botu      Bakbak

5. Dmalang le smulat.

↓ b b b

↓ B B B

6. Hsulat kul yem but boluy yó kem udél wen tuladen.



\_\_\_\_\_

-----

\_\_\_\_\_

\_\_\_\_\_

-----

\_\_\_\_\_

\_\_\_\_\_

-----

\_\_\_\_\_

\_\_\_\_\_

-----


\_\_\_\_\_

7. Len-giling le kdê b, B, ton le.


(b) l b k l b b t b b d b f

(B) B L K M B B T N B B H B

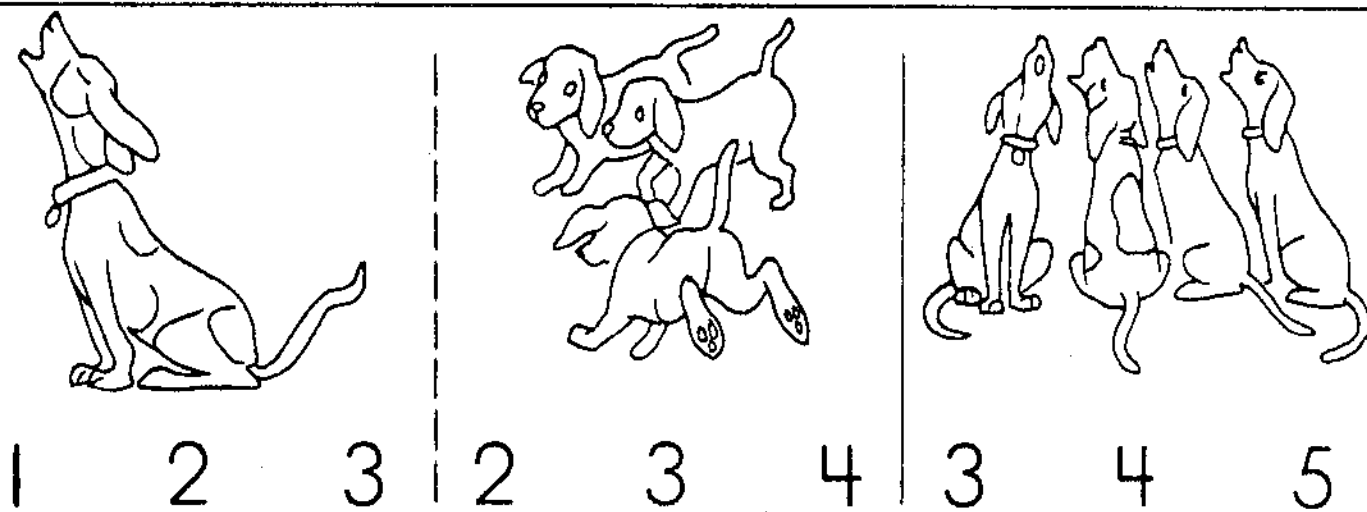
8. Amò le legiling lemibut yem kun lemilu yem tulad nù lem yem ket pung.  
 Amin le mò tutul lemwót bè yó kem tulad bè ket ktol.



$$3 + 1 = 4$$



$$2 + 2 = 4$$



$$1 + 3 = 4$$

9. Snulat le balaen ni kem semtnù ni.

|               |               |               |
|---------------|---------------|---------------|
| 1             | 2             | 3             |
| + 3           | + 2           | + 1           |
| <u>      </u> | <u>      </u> | <u>      </u> |

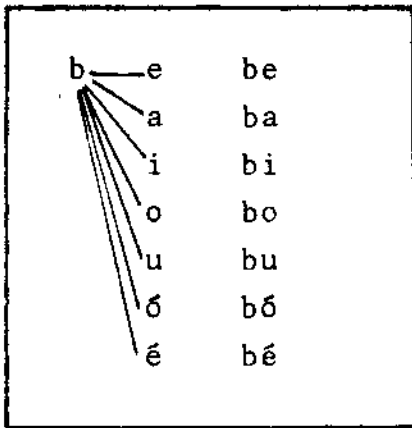
$1 + 3 = \underline{\hspace{2cm}}$

$2 + 2 = \underline{\hspace{2cm}}$

$3 + 1 = \underline{\hspace{2cm}}$

## 19

1. Semngal sotu.
2. Semfala tutul.
3. Snulat le boluy le. Henoldò snulat le limu òulék ta yem boluy mà le bè klatas.
4. Hesfala kul gna, omin le smulat yem udél ta yem kulés laanen.



abu ubi ibà

alab olob abal

Bilà lóbô buli


5. Semfala le yem tutul.

Lala le Bilà bè Ala.


Élél le él bè bulul.

Ala él le Bilà.


6. Nmò le legiling lemibut yem kun lemilu yem tulad nù lem yem ket bung.  
 Omin le mò tutul yem ket ktolen.



1      2      3




1      2      3




3      4      5


$$2 + 3 = 5$$



2      3      4




1      2      3




4      5      3


$$4 + 1 = 5$$



1      2      3



2      3      4



4      5      3

$$3 + 2 = 5$$

7. Snulat balà ni kem ni.

$$\begin{array}{r} 2 \\ + 3 \\ \hline \end{array}$$

$$\begin{array}{r} 4 \\ + 1 \\ \hline \end{array}$$


$$\begin{array}{r} 3 \\ + 2 \\ \hline \end{array}$$

$$2 + 3 = \underline{\quad}$$

$$3 + 2 = \underline{\quad}$$

$$4 + 1 = \underline{\quad}$$

1. Semngal sotu.
2. Semfala tutul.
3. Snulat le boluy le. Hdalangem kul boluy mà le laan yem deng snulat limu dulék bē bb.
4. Yem tnulad ni boluyen noko. Hboluy kul yó kem tulad mbut bē n, N boluy le.



noko      nalaf      nes      nuhag  
 Noko      Nalaf      Nes      Nuhag


5. Dmalang le smulat.

n n

N N

6. Hsulat kul yem but boluy yó kem udél wen tuladen.

6




7. Len-giling le kdē n,N, ton le.


(n) n l a n n e n n m l n b

(N) L N A N N E T N B L N F


8. Nmò le legiling lemibus yem kun lemilu yem tulad nù lem yem ket bung.  
Omin le mō tutulen.



1      2      3




1      2      3




1      2      3


$$2 - 1 = 1$$



2      3      4



1      2      3




1      2      3

$$3 - 2 = 1$$



2      3      4



1      2      3



1      2      3

$$3 - 1 = 2$$

9. Snulat le balaen ni kem mkó ni.

$$\begin{array}{r} 2 \\ - 1 \\ \hline \end{array}$$

$$\begin{array}{r} 3 \\ - 2 \\ \hline \end{array}$$

$$\begin{array}{r} 3 \\ - 1 \\ \hline \end{array}$$

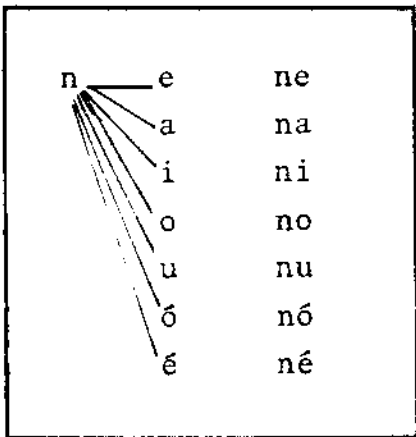
$$2 - 1 = \underline{\quad}$$

$$3 - 2 = \underline{\quad}$$

$$3 - 1 = \underline{\quad}$$

## 21

1. Semngal sotu.
2. Semfala tutul.
3. Snulat le boluy le ne boluy mã le. Bê le tengel yem gnan.
4. Hesfala kul gna, omin le smulat yem udél ta yem kulés laanen.



ubón eben obun

neben bulón linol

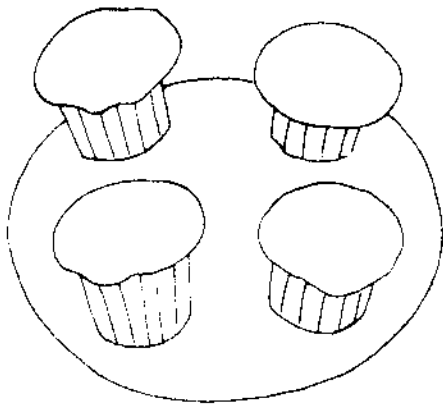
Nini lan leneb

5. Senfala le yem tutul.

Neben Nini leban.

Leneb Nini leban nebenen.

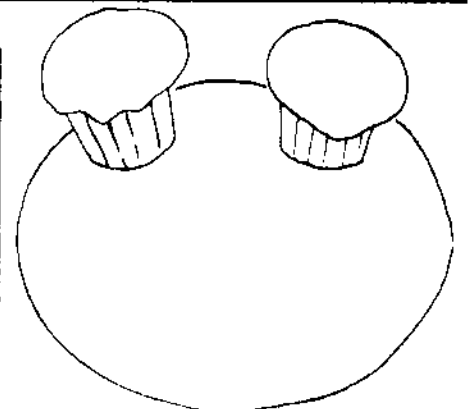
6. Nmò le legiling lemibut yem kun lemilu yem tulad nù lem yem ket bung.  
Omin le mò tutulen.



4 3 2

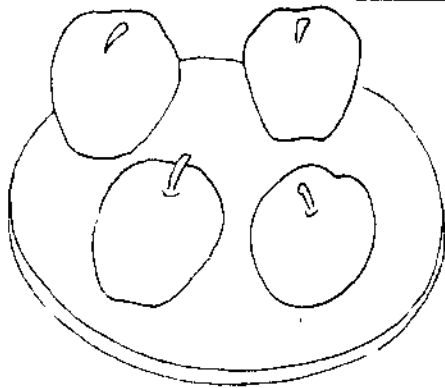


1 2 3




1 2 3

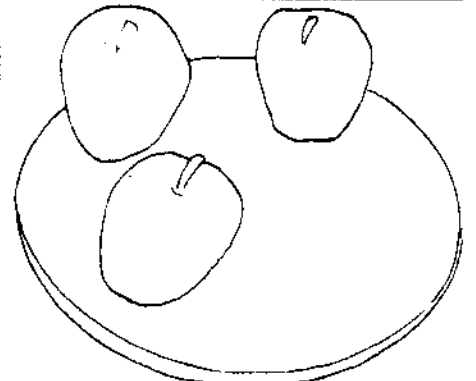
$$4 - 2 = 2$$



5 4 3

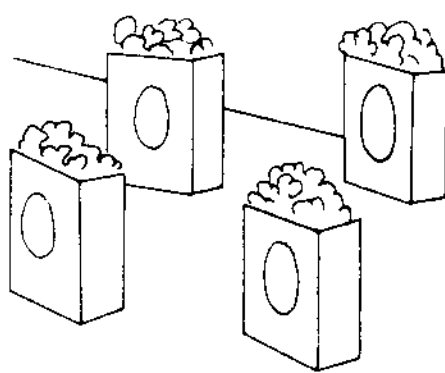


1 2 3




2 3 4

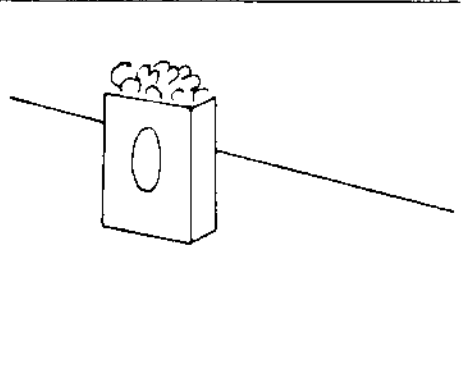
$$4 - 1 = 3$$



5 4 3



4 3 2



1 2 3

$$4 - 3 = 1$$

7. Snulat le balaen ni kem mkó ni.

|       |       |       |
|-------|-------|-------|
| 4     | 4     | 4     |
| - 2   | - 1   | - 3   |
| ----- | ----- | ----- |

$$4 - 2 = \underline{\quad}$$

$$4 - 1 = \underline{\quad}$$



$$4 - 3 = \underline{\quad}$$

\_\_\_\_\_

-----

\_\_\_\_\_

1. Semngal sotu.
2. Semfala tutul.
3. Snulat le boluy le gomong boluy mà le.
4. Yem tnulad ni boluyen tabas. Hboluy kul yó kem tulad mbut bè t, T, boluy le.



tabas timbà tébéd tutuk


Tabas Timbà TébéD Tutuk

5. Dmalang le smulat.

↓ ↓

→ ↓

6. Hsulat kul yem but boluy yó kem udél wen tuladen.



\_\_\_\_\_

-----




\_\_\_\_\_

7. Len-giling le kdê t, T, ton le.




(t) t m a t t l t f t h t b

(T) B T N T H F T K L T G T



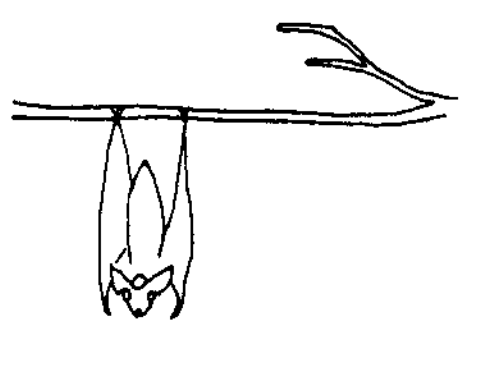
8. Nmò le legiling lemibus yemkun lemilu yem tulad nù lem yem ket bung.  
Omin le mò tutulen.

|   |  |   |
|---|--|---|
|  |  |  |
| 4 5 3   | 1 2 3  | 2 3 4   |

$$5 - 3 = 2$$

|  |   |  |
|--|---|--|
|  |  |  |
| 3 4 5  | 1 2 3   | 2 3 4  |

$$5 - 1 = 4$$

|   |  |   |
|---|--|---|
|  |  |  |
| 4 5 3   | 3 4 5  | 1 2 3   |

$$5 - 4 = 1$$

9. Snulat le balaen ni kem mkó ni.

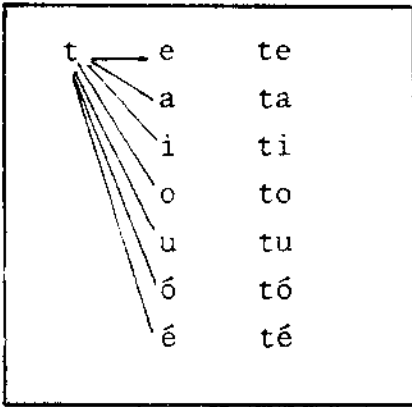
|   |   |   |
|---|---|---|
| $\begin{array}{r} 5 \\ - 3 \\ \hline \end{array}$ | $\begin{array}{r} 5 \\ - 1 \\ \hline \end{array}$ | $\begin{array}{r} 5 \\ - 4 \\ \hline \end{array}$ |
|---|---|---|

$$5 - 3 = \underline{\quad}$$

$$5 - 1 = \underline{\quad}$$

$$5 - 4 = \underline{\quad}$$

1. Semngal sotu.
2. Semfala tutul.
3. Snulat le boluy le. Bud hdalangem kul yem boluy benwu le mian bẽ flashcards lumun yem bẽ boluy le.
4. Hesfala kul gna, omin le smulat yem udél ta yem kulés laanen.



onit abat ilot

utón atil Tita


tólón teneb tutul

5. Senfala le yem tutul.

Tilob tólón Tita utón.

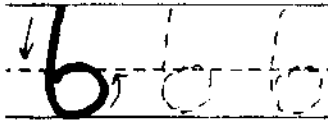
Ton Tita onit tilob.

6. Kdalang lemilu 6. Hilu ngà intì nù lem busung?



6


7. Snulat le lemilu 6.




8. Kmulés le lem wót bè yem ttek kól ebè yem kun lemilu.

|             |                  |
|-------------|------------------|
| ▷ ▷ ▷ ▷ ▷   | 6<br>3<br>5<br>4 |
| ○ ○ ○ ○     |                  |
| □ □ □ □ □ □ |                  |
| ▷ ▷ ▷       |                  |


9. Len-giling le yó kem bung ket 6 nù lemen.



10. Len-giling le nem ton lem ket yem bung.



1. Semngal sotu.
2. Semfala tutul.
3. Snulat le boluy le gomong boluy mã le. Henlel le dmalang boluy benwu le.
4. Yem tnulad ni boluyen mósól. Hboluy kul yó kem tulad mbut bè m, M, boluy le.




mósól mala tonok mata móg  
 Mósól Mala tonok Mata Móg

5. Dmalang le smulat.

m

M

6. Hsulat kul yem but boluy yó kem udél wen tuladen.




7. Len-giling le kdê m, M ton le.

(m) n t m b s m m l m s n m

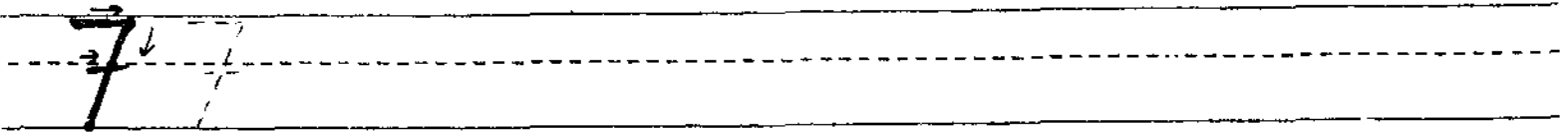
(M) M T B M S M N M H K M M

8. Kdalang lemilu 7. Hilu ngà inti nù lem busung?



7

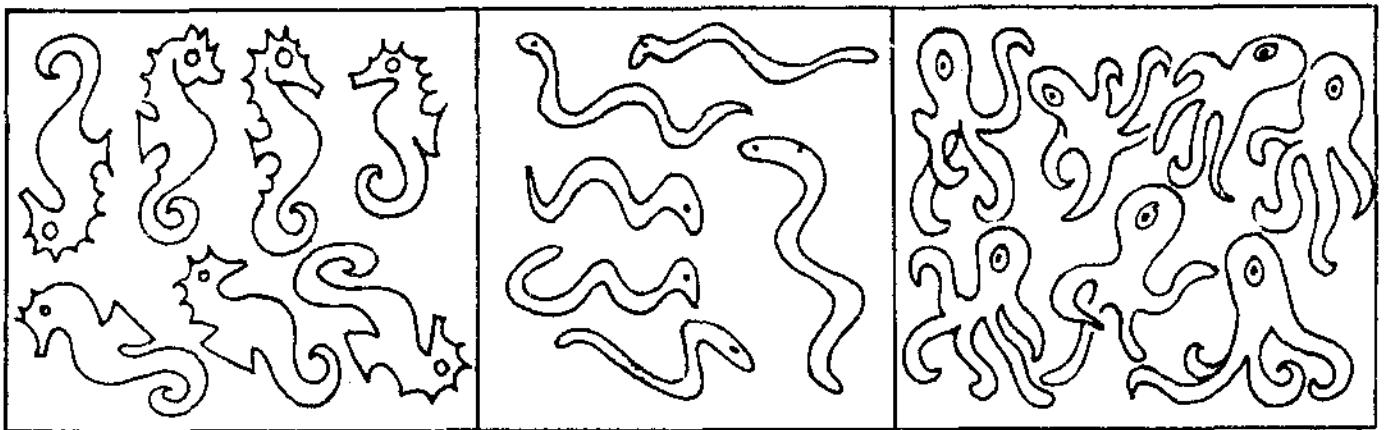
9. Snulat le lemilu 7.



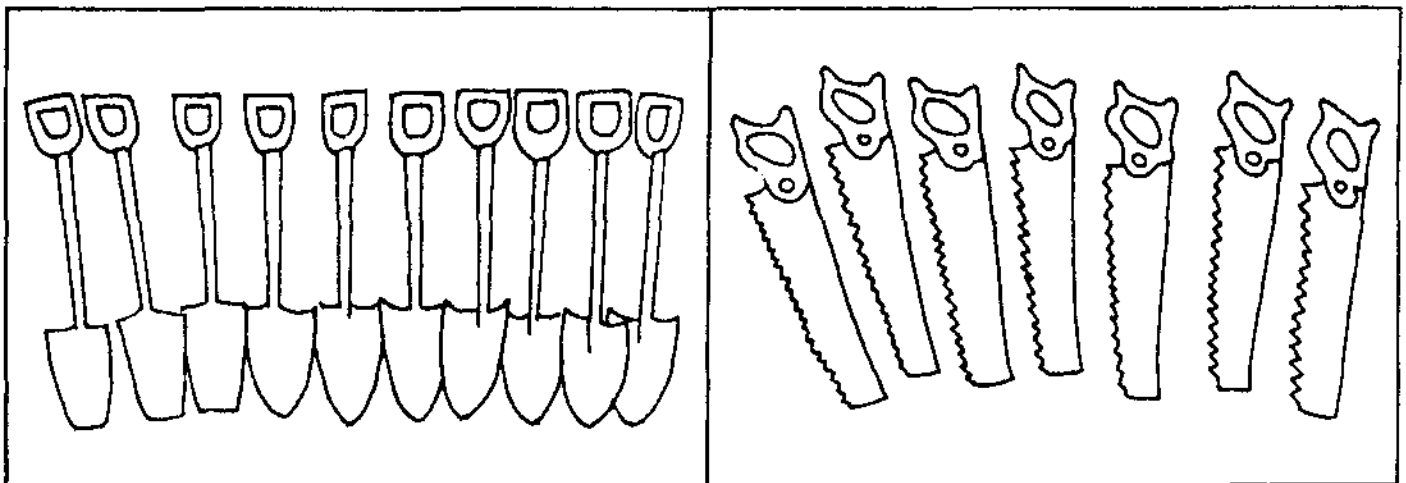
10. Kmulés le lem wót bè yem ton kól ebè yem kun lemilu.

|               |   |
|---------------|---|
| □ □ □ □ □     | 4 |
| ◁ ◁ ◁ ◁ ◁ ◁   | 7 |
| □ □ □ □ □ □ □ | 5 |
| ▷ ▷ ▷ ▷       | 6 |

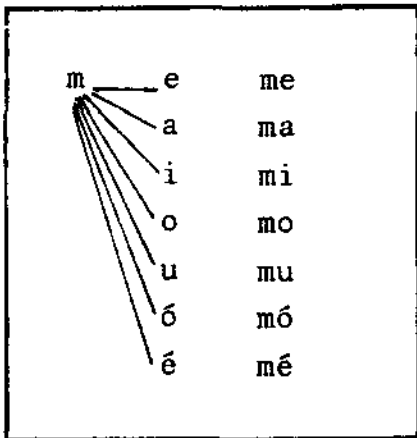
11. Len-giling le yó kem bung ket 7 nù lemen.



12. Len-giling le hitu ton lem ket yem bung.



1. Semngal sotu.
2. Semfala tutul.
3. Snulat boluy le ne henlei le dmalang boluy benwu le.
4. Hesfala kul gna, omin le smulat yem udél ta yem kulés laanen.



lem mom nem

mamá

mima

numa

utóm

mimot


timun

5. Semfala le yem tutul.

Mimot timun lem numa.

Nini mamà timun lem numa.

6. Kdalang lemilu 8. Hilu ngà intì nù lem busung?



8


7. Snulat le lemilu 8.




8. Kmulés le lemwót bè yem ton kól ebè yem kun lemilu.

|                 |   |
|-----------------|---|
| 0 0 0 0 0 0     | 8 |
| 0 0 0 0 0 0 0 0 | 7 |
| 0 0 0 0 0       | 6 |
| 0 0 0 0 0 0 0   | 5 |


9. Len-giling le yó kem bung ket 8 nù lemen.



10. Len-giling le wolu ton lem ket yem bung.



1. Semngal sotu.
2. Semfala tutul.
3. Snulat le boluy le.
4. Yem tnulad ni boluyen heglung. Hboluy kul yó kem tulad mbut bē h, H boluy le.



7



heglung hitu hai hótó  
 Heglung Hitu Hai Hótó

5. Dmalang le smufat.

h

H

6. Hsulat kul yem but boluy yó kem udél wen tuladen.



\_\_\_\_\_

\_\_\_\_\_

\_\_\_\_\_

\_\_\_\_\_

\_\_\_\_\_

\_\_\_\_\_

\_\_\_\_\_

\_\_\_\_\_

\_\_\_\_\_

\_\_\_\_\_

\_\_\_\_\_


\_\_\_\_\_

7. Len-giling le kdē h, H ton le.

(h) n h m h h b t d h k h l

(H) H N M H B T D H K H B M

8. Kdalang lemilu 9. Hilu ngà intì nù lem busung?



9


9. Snulat le lemilu 9.

9


10. Kmulés le lemwót bè yem ton kól ebè yem kun lemilu.

|                   |   |
|-------------------|---|
| 0 0 0 0 0 0 0     | 9 |
| 0 0 0 0 0 0       | 7 |
| 0 0 0 0 0 0 0 0 0 | 6 |
| 0 0 0 0 0 0 0 0   | 8 |

11. Len-giling le yó kem bung ket 9 nù lemen.



12. Len-giling le syóm ton lem ket yem bung.



1. Semngal sotu.
2. Semfala tutul.
3. Snulat le boluy le.
4. Hesfala kul gna, omin le smulat yem udél ta yem kulés laanen.

|   |   |    |
|---|---|----|
| h | e | he |
|   | a | ha |
|   | i | hi |
|   | o | ho |
|   | u | hu |
|   | ó | hó |
|   | é | hé |

u hu      o hu      é hé

h o h o n      h a h a      h a h u

l e h e n      l i h o l      h i h o l

5. Senfala le yem tutul.


Lehen uhu lan ohu.

Ohu hohon uhu.

6. Kdalang lemilu 0. Hilu ngà inti nù lem busung?



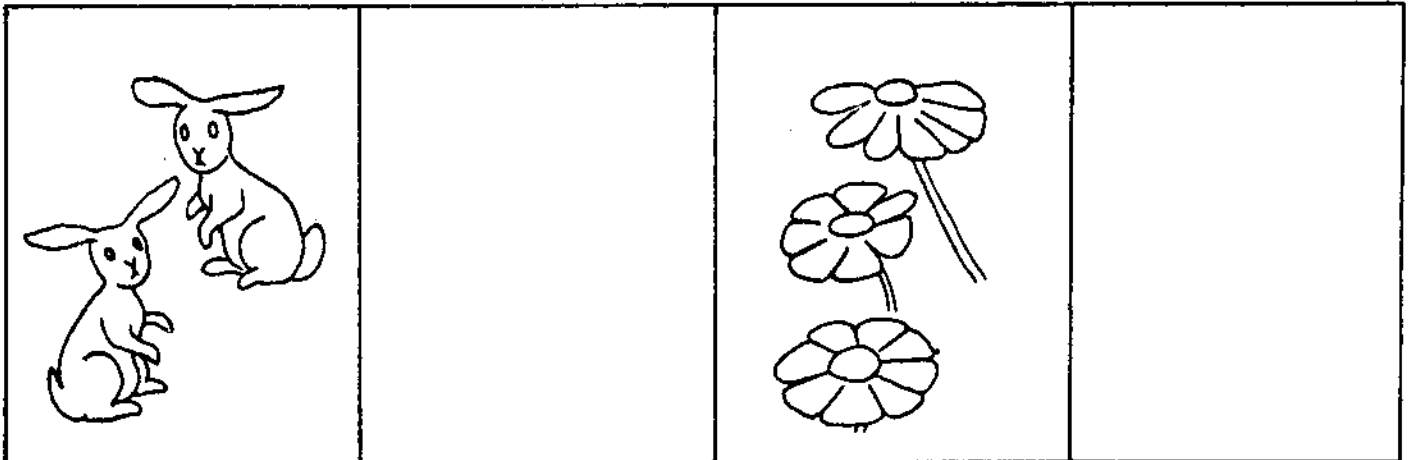
7. Snulat le lemilu 0.



8. Kmulés le lemwót bè yem ton kól ebè yem kun lemilu.

|           |                  |
|-----------|------------------|
| X X X X   | 2<br>4<br>5<br>0 |
|           |                  |
| X X       |                  |
| X X X X X |                  |


9. Len-giling le yô kem bung ket 0 nù lemen.



10. Len-giling le 0 ton lem ket yem bung.



1. Semngal sotu.
2. Semfala tutul.
3. Snulat le boluy le.
4. Yem tnulad ni boluyen kudà. Hboluy kul yó kem tulad mbut bè k, K, boluy le.



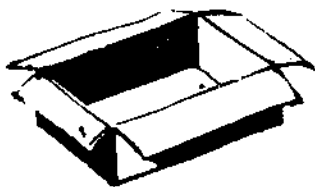
kudà      ken      kuléng      kol  
 Kudà      Ken      Kuléng      Kol

5. Dmalang le smulat.

k k

K K

6. Hsulat kul yem but boluy yó kem udél wen tuladen.



\_\_\_\_\_

\_\_\_\_\_


\_\_\_\_\_

7. Len-giling le kdê k,K, ton le.

(k) t k b k h l b k k f k k

(K) K T B H K K B L H L K B

8. Kdalang lemilu 10. Hilu ngà intì nù lem busung?




10

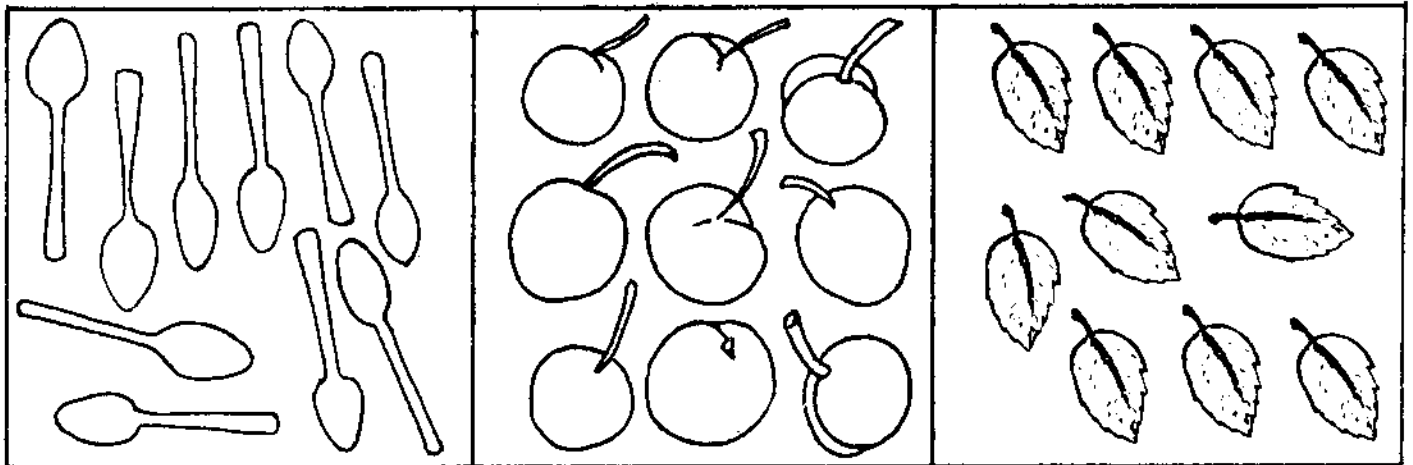
9. Snulat le lemilu 10.

10

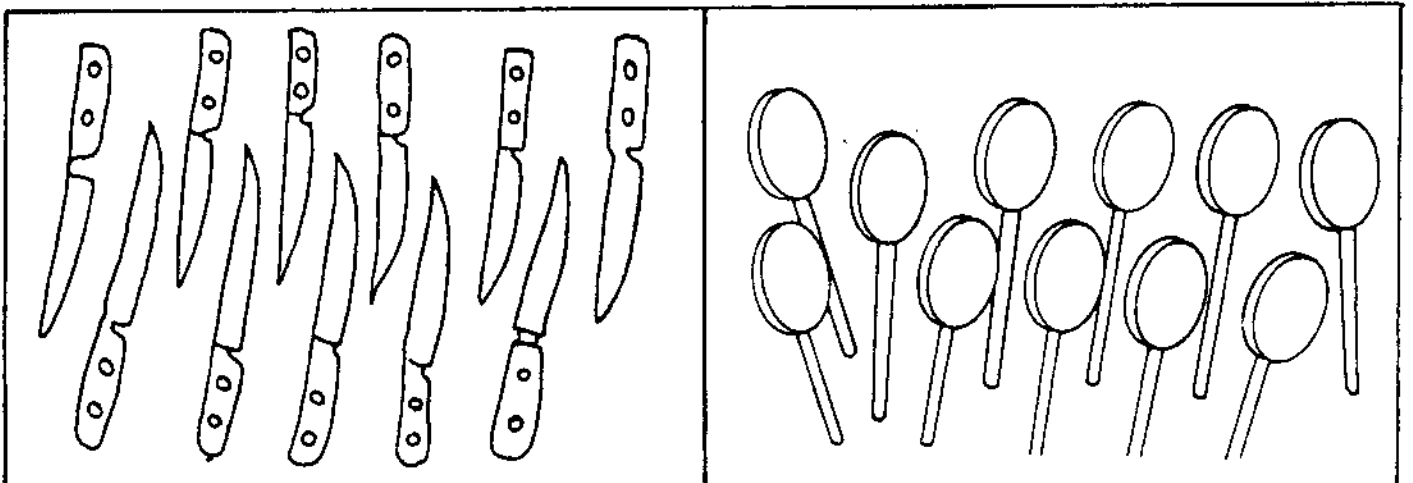
10. Kmulés le lem wót bè yem ton kól ebè yem kun lemilu.



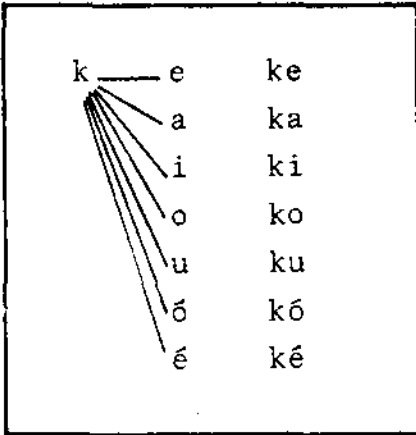
11. Len-giling le yó kem bung ket 10 nù lemen.



12. Len-giling le 10 ton lem ket yem bung.



1. Semngal sotu.
2. Semfala tutul.
3. Snulat le boluy le ne boluy benwu le. Bê le tengel yem gnan.
4. Hesfala kul gna, omin hsulat kul yem udél ta yem kulés laanen.



éhék onuk utek

basuk hanak kilok











kélék bakbak kenok

5. Senfala le yem tutul.


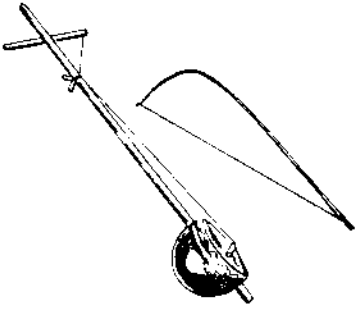
Tilob hanak Kalim.

Bè kem onuk muhen.

6. Len-giling le yem kun lemilu yem tulad nù lem yem ket bung.

|    |   |    |  |
|----|---|----|--|
| 0  |    | 0  |    |
| 1  |   | 1  |  |
| 2  |   | 2  |  |
| 3  |    | 1  |    |
| 4  |   | 2  |  |
| 5  |   | 3  |  |
| 4  |   | 6  |   |
| 5  |   | 7  |  |
| 6  |   | 8  |  |
| 6  |  | 8  |  |
| 7  |   | 9  |  |
| 8  |   | 10 |  |
| 8  |  | 8  |  |
| 9  |   | 9  |  |
| 10 |   | 10 |  |

1. Semngal sotu.
2. Semfala tutul.
3. Snulat le boluy le.
4. Yem tnulad ni boluyen dewegoy. Hboluy kul yó kem tulad mbut bè d,D, boluy le.


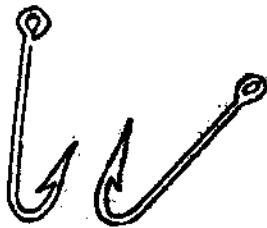


dewegoy                      dadu                      down  
 Dewegoy                      Dadu                      Down

5. Dmalang le smulat.

d                      d  
 D                      D

6. Hsulat kul yem but boluy yó kem udél wen tuladen.




7. Len-giling le kdê d,D, ton le.


(d) d d l k b d d t l d m d

(D) D B D K N D L D K D F D


8. Len-giling le yem lemilu yem nù lem yem ket bung.




7 8 9




7 8 9




6 7 8



7 8 9

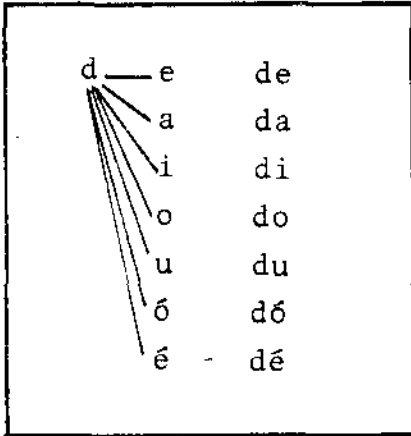


7 8 9



7 8 9

1. Semngal sotu.
2. Semfala tutul.
3. Snulat le boluy le.
4. Hesfala kul gna, omin hsulat kul yem udéi ta yem kulés laanen.



dek bud bed

lébéd tulad tébéd

tódô doun dadu

5. Senfala le yem tutul.

Tilob tulad ibid.

Lébéd ibid bè dadu tébéd.

6. Bnetek le yõ kem ton geblâ bẽ yem lemilu.

|    |                          |                          |                          |                          |                          |                          |                          |                          |                          |                          |
|----|--------------------------|--------------------------|--------------------------|--------------------------|--------------------------|--------------------------|--------------------------|--------------------------|--------------------------|--------------------------|
| 0  | <input type="checkbox"/> | <input type="checkbox"/> | <input type="checkbox"/> | <input type="checkbox"/> | <input type="checkbox"/> | <input type="checkbox"/> | <input type="checkbox"/> | <input type="checkbox"/> | <input type="checkbox"/> | <input type="checkbox"/> |
| 1  | <input type="checkbox"/> | <input type="checkbox"/> | <input type="checkbox"/> | <input type="checkbox"/> | <input type="checkbox"/> | <input type="checkbox"/> | <input type="checkbox"/> | <input type="checkbox"/> | <input type="checkbox"/> | <input type="checkbox"/> |
| 2  | <input type="checkbox"/> | <input type="checkbox"/> | <input type="checkbox"/> | <input type="checkbox"/> | <input type="checkbox"/> | <input type="checkbox"/> | <input type="checkbox"/> | <input type="checkbox"/> | <input type="checkbox"/> | <input type="checkbox"/> |
| 3  | <input type="checkbox"/> | <input type="checkbox"/> | <input type="checkbox"/> | <input type="checkbox"/> | <input type="checkbox"/> | <input type="checkbox"/> | <input type="checkbox"/> | <input type="checkbox"/> | <input type="checkbox"/> | <input type="checkbox"/> |
| 4  | <input type="checkbox"/> | <input type="checkbox"/> | <input type="checkbox"/> | <input type="checkbox"/> | <input type="checkbox"/> | <input type="checkbox"/> | <input type="checkbox"/> | <input type="checkbox"/> | <input type="checkbox"/> | <input type="checkbox"/> |
| 5  | <input type="checkbox"/> | <input type="checkbox"/> | <input type="checkbox"/> | <input type="checkbox"/> | <input type="checkbox"/> | <input type="checkbox"/> | <input type="checkbox"/> | <input type="checkbox"/> | <input type="checkbox"/> | <input type="checkbox"/> |
| 6  | <input type="checkbox"/> | <input type="checkbox"/> | <input type="checkbox"/> | <input type="checkbox"/> | <input type="checkbox"/> | <input type="checkbox"/> | <input type="checkbox"/> | <input type="checkbox"/> | <input type="checkbox"/> | <input type="checkbox"/> |
| 7  | <input type="checkbox"/> | <input type="checkbox"/> | <input type="checkbox"/> | <input type="checkbox"/> | <input type="checkbox"/> | <input type="checkbox"/> | <input type="checkbox"/> | <input type="checkbox"/> | <input type="checkbox"/> | <input type="checkbox"/> |
| 8  | <input type="checkbox"/> | <input type="checkbox"/> | <input type="checkbox"/> | <input type="checkbox"/> | <input type="checkbox"/> | <input type="checkbox"/> | <input type="checkbox"/> | <input type="checkbox"/> | <input type="checkbox"/> | <input type="checkbox"/> |
| 9  | <input type="checkbox"/> | <input type="checkbox"/> | <input type="checkbox"/> | <input type="checkbox"/> | <input type="checkbox"/> | <input type="checkbox"/> | <input type="checkbox"/> | <input type="checkbox"/> | <input type="checkbox"/> | <input type="checkbox"/> |
| 10 | <input type="checkbox"/> | <input type="checkbox"/> | <input type="checkbox"/> | <input type="checkbox"/> | <input type="checkbox"/> | <input type="checkbox"/> | <input type="checkbox"/> | <input type="checkbox"/> | <input type="checkbox"/> | <input type="checkbox"/> |

7. Snulat le bẽ kulẽs lemilu yõ kem ton bẽ ket ktol.

|                       |       |
|-----------------------|-------|
| 0 0 0 0 0 0 0 0 0 0   | _____ |
| 0 0 0 0 0 0 0         | _____ |
| 0 0 0 0 0 0 0 0       | _____ |
| 0 0 0 0 0 0 0 0 0 0 0 | _____ |
| 0 0 0 0 0 0           | _____ |

1. Semngal sotu.
2. Semfala tutul.
3. Snulat le boluy le.
4. Yem kukù tnulad ni boluyen Ying. Hboluy kul yó kem tulad mbut bê y, Y, boluy le, ne bud yó kem tulad wen y bê sôn boluy le.

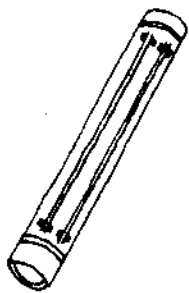


ying                      yakù                      ying  
 Ying                      Yakù                      Ying

5. Dmalang le smulat.

y      y  
 Y      Y

6. Hsulat kul yem sôn boluy yó kem udél wen tuladen.



\_\_\_\_\_

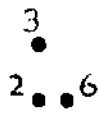

7. Len-giling le kdê y, Y, tòn le.

(y) k y y d t y y m y y h y

(Y) Y G D Y T Y G M G Y K Y

8. Mò le kulés lemwołt bè yem tetek klokok yem lemilu sotu efet kól bè yem tetek klokok sfolò. Tódò lolò le mǎ kestodol yem lemilu.

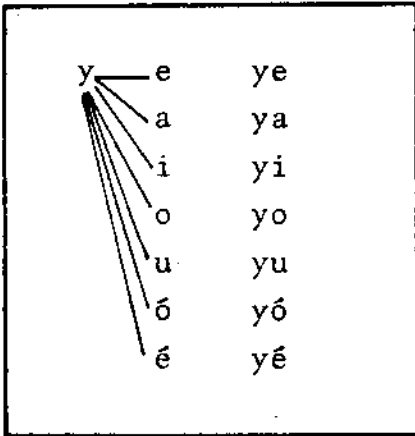
5 •



9. Hsulatem ket ngà yó kem lemilu lemwołt bè sotu kól bè sfolò.

|            |             |              |               |                |
|------------|-------------|--------------|---------------|----------------|
| □          | □□          | □□□          | □□□□          | □□□□□          |
| □□□□□<br>□ | □□□□□<br>□□ | □□□□□<br>□□□ | □□□□□<br>□□□□ | □□□□□<br>□□□□□ |

1. Semngal sotu.
2. Semfala tutul.
3. Snulat le boluy le.
4. Hesfala kul gna, omin hsulat kul yem udél ta yem kulés laanen.



yak yem Yada

koyu haya yehen


halay odoy tekuy

5. Senfala le yem tutul.

Haya kuta yehen Yada.

Yake Yada mbô halay ke haya.


6. Nmò le legiling lemibut yem kun lemilu yem tulad nù lem yem ket bung.  
 Omin le mò tutul lemwót bè yó kem tulad bè ket ktol.



3  
4  
5




1  
2  
3




4  
5  
6


$$5 + 1 = 6$$



3  
4  
5



2  
3  
4



4  
5  
6


$$4 + 2 = 6$$



2  
3  
4



3  
4  
5



4  
5  
6

$$2 + 4 = 6$$

7. Snulat le balaen ni kem ni.

|     |     |     |
|-----|-----|-----|
| 5   | 4   | 2   |
| + 1 | + 2 | + 4 |
|     |     |     |



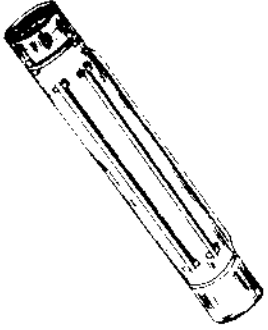
$5 + 1 = \underline{\hspace{2cm}}$

$4 + 2 = \underline{\hspace{2cm}}$

$2 + 4 = \underline{\hspace{2cm}}$

\_\_\_\_\_  
\_\_\_\_\_  
\_\_\_\_\_

- 1. Semngal sotu.
- 2. Semfala tutul.
- 3. Snulat le boluy le.
- 4. Yem tnulad ni, boluyen sludoy. Hboluy kul yó kem tulad mbut bè s, S boluy le.



seludoy

sakù

sit

soging

Setudoy

Sakù

Sit

Soging

- 5. Dmalang le smulat.

s s

S S

- 6. Hsulat kul yem but boluy yó kem udél wen tuladen.



\_\_\_\_\_  
\_\_\_\_\_  
\_\_\_\_\_

\_\_\_\_\_  
\_\_\_\_\_  
\_\_\_\_\_

\_\_\_\_\_  
\_\_\_\_\_  
\_\_\_\_\_


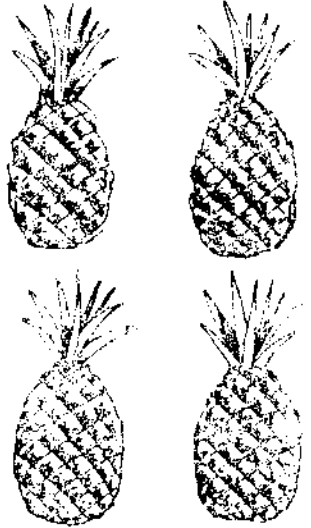

\_\_\_\_\_  
\_\_\_\_\_  
\_\_\_\_\_

- 7. Len-giling le kdê s,S,ton le.




(s) t s s k s s a s e d s n

(S) S W S K S B S L S D N S


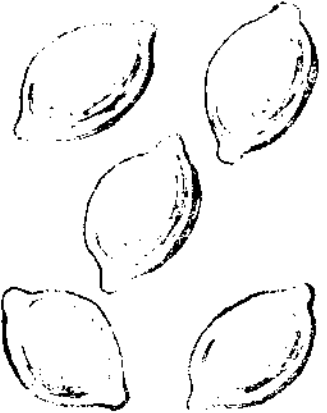

8. Nmð le legiling lemibut yem kun lemilu yem tulad nù lem yem ket.bung.  
 Omin le mð tutulen.

|  |  |  |
|--|--|--|
| <br>1<br>2<br>3 | <br>2<br>3<br>4 | <br>3<br>4<br>5 |
|--|--|--|

$1 + 4 = 5$

|   |   |   |
|---|---|---|
| <br>2<br>3<br>4 | <br>3<br>4<br>5 | <br>4<br>5<br>6 |
|---|---|---|

$2 + 4 = 6$

|  |  |  |
|--|--|--|
| <br>1<br>2<br>3 | <br>3<br>4<br>5 | <br>4<br>5<br>6 |
|--|--|--|

$1 + 5 = 6$

9. Snulat le balaen ni kem semtnù ni.

|       |       |       |
|-------|-------|-------|
| 1     | 2     | 1     |
| + 4   | + 4   | + 5   |
| ----- | ----- | ----- |

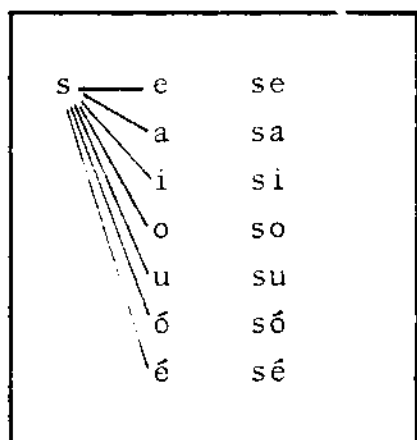
$1 + 4 = \underline{\hspace{2cm}}$

$2 + 4 = \underline{\hspace{2cm}}$

$1 + 5 = \underline{\hspace{2cm}}$

## 35

1. Semngal sotu.
2. Semfala tutul.
3. Snulat le boluy le.
4. Hesfala kul gna, omin hsulat kul yem udél ta yem kulés laanen.



sotu silà sakù

Silis hólós memis



abas eles mósól

5. Senfala le yem tutul.


Sotu sakù silà Silis.

Eles hólós Silis sakù memis.


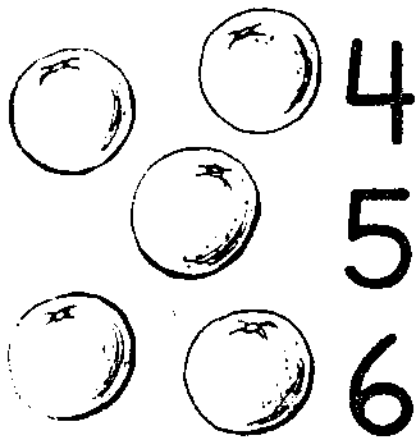
6. Nmð le legiling lemibut yem kun lemilu yem tulad nũ lem yem ket bung.  
 Omin le mō tutulen.



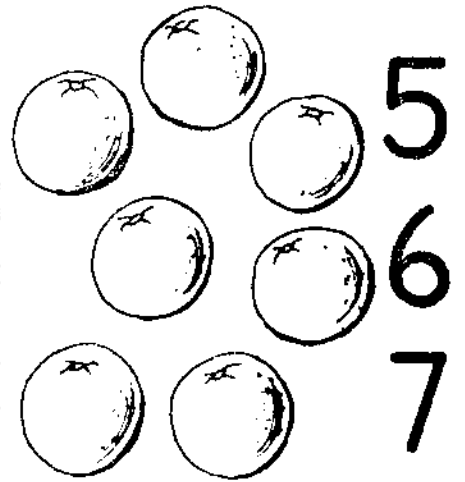
1  
2  
3



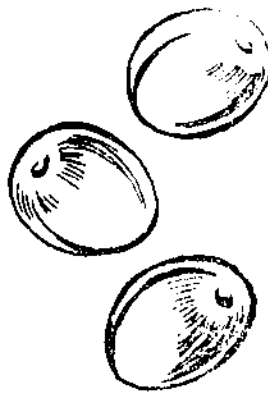
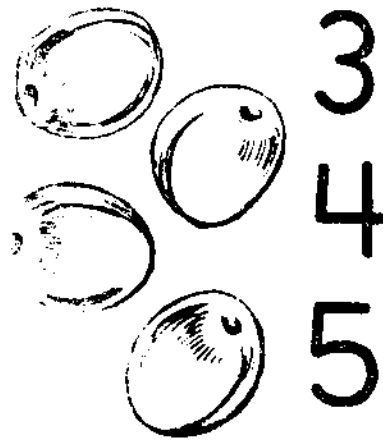
$$6 + 1 = 7$$



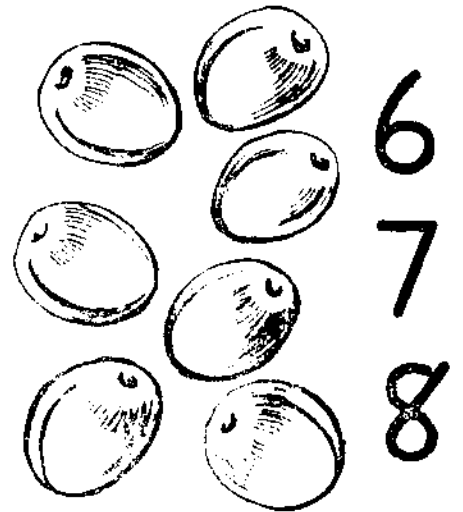
2  
3  
4



$$5 + 2 = 7$$



2  
3  
4



$$4 + 3 = 7$$

7. Snulat le balaen ni kem semtnũ ni.


|       |       |       |
|-------|-------|-------|
| 6     | 5     | 4     |
| + 1   | + 2   | + 3   |
| ----- | ----- | ----- |

$$6 + 1 = \underline{\hspace{2cm}}$$

$$5 + 2 = \underline{\hspace{2cm}}$$

$$4 + 3 = \underline{\hspace{2cm}}$$

1. Semngal sotu.
2. Semfala tatul.
3. Snulat le boluy le.
4. Yem tnulad ni, boluyen gewóng. Hboluy kul yó kem tulad mbut bè g, G, boluy le.



gewóng

gunù

gawì

Gewóng

Gunù


Gawì

5. Dmalang le smulat.

g g

G G

6. Hsulat kul yem but boluy yó kem udél wen tuladen.



\_\_\_\_\_

-----

\_\_\_\_\_

\_\_\_\_\_

-----

\_\_\_\_\_

\_\_\_\_\_

-----

\_\_\_\_\_

\_\_\_\_\_

-----



\_\_\_\_\_

7. Len-giling le kdê g, G, ton le.

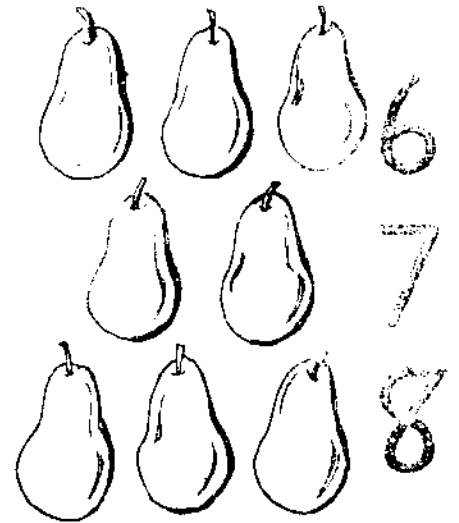

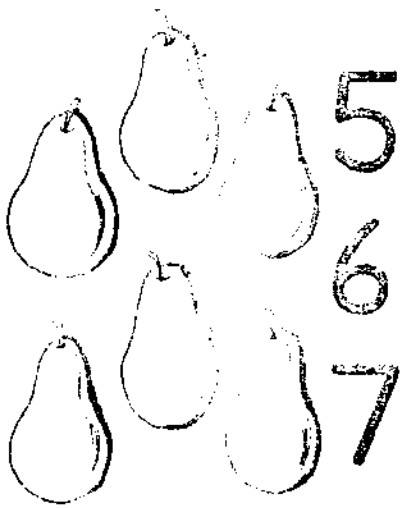
(g) y g g k g s y g s g g y

(G) G Y H G S G Y G M G D G




8. Nmò le legiling lemibu yem kun lemilu yem tulad nù lem yem ket bung.  
Omin le mò tutulen.



$$7 + 1 = 8$$



$$6 + 2 = 8$$



$$5 + 3 = 8$$

9. Snulat le balaen ni kem ni.

|     |     |     |
|-----|-----|-----|
| 7   | 6   | 5   |
| + 1 | + 2 | + 3 |
|     |     |     |

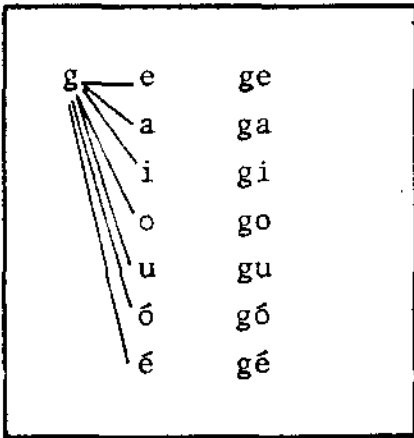
$7 + 1 = \underline{\hspace{2cm}}$

$6 + 2 = \underline{\hspace{2cm}}$

$5 + 3 = \underline{\hspace{2cm}}$

**37**

1. Semngal sotu.
2. Semfala tutul.
3. Snulat le boluy le.
4. Hesfala kul gna, omin hsulat kul yem udél ta yem kulés laanen.



Gadu gunù goyu

ganag mubug nénég

bogul tegel kegen








5. Semfala le yem tutul.

Bogul Gadu tegel gunù.








Nénég Gadu goyu bot le.

Tey kegen mà mubug bogul Gadu.









6. Nmō le legiling lemibut yem kun lemilu yem tulad nū lem yem . ket . bung.  
 Omin le mō tutulen.

|   |   |   |   |   |   |
|---|---|---|---|---|---|
|  | 1 |  | 4 |  | 5 |
|   | 2 |  | 5 |  | 6 |
|   | 3 |  | 6 |  | 7 |

$$1 + 6 = 7$$

|  |   |   |   |   |   |
|--|---|---|---|---|---|
|  | 2 |   | 3 |    | 6 |
|  | 3 |  | 4 |   | 7 |
|  | 4 |  | 5 |  | 8 |

$$4 + 4 = 8$$

|   |   |   |   |   |   |
|---|---|---|---|---|---|
|  | 1 |  | 4 |  | 7 |
|  | 2 |  | 5 |  | 8 |
|   | 3 |  | 6 |  | 9 |

$$2 + 6 = 8$$

7. Snulat le balaen ni kem ni.

|       |       |       |
|-------|-------|-------|
| 1     | 4     | 2     |
| + 6   | + 4   | + 6   |
| ----- | ----- | ----- |

$$1 + 6 = \underline{\hspace{2cm}}$$

$$4 + 4 = \underline{\hspace{2cm}}$$

$$2 + 6 = \underline{\hspace{2cm}}$$

38

1. Semngal sotu.
2. Semfala tutul.
3. Smulat le boluy le.
4. Yem tnulad ni, boluyen fes. Hboluy kul yó kem tulad mbut bē f, F, boluy le.



4



fes fat filak fala

Fes Fat Filak Fala

5. Dmalang le smulat.

f f

F F

6. Hsulat kul yem but boluy yó kem udél wen tuladen.

4


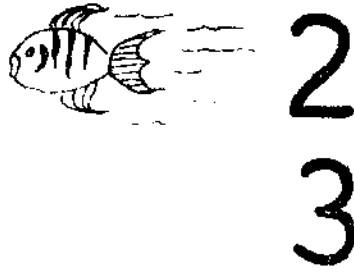



7. Len-giling le kdê f, F, ton le.



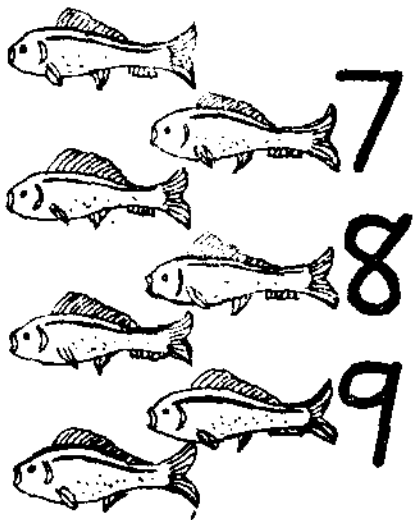
(f) t f f l f s h f k f t f

(F) F Y G F H S F E A F E T




8. Nmò le legiling lemibut yem kun lemilu yem tulad nù lem yem ket bung.  
Omin le mò tutulen.



$$8 + 1 = 9$$



$$7 + 2 = 9$$



$$6 + 3 = 9$$

9. Snulat le balaen ni kem ni.

|     |     |     |
|-----|-----|-----|
| 8   | 7   | 6   |
| + 1 | + 2 | + 3 |
| —   | —   | —   |

$$8 + 1 = \underline{\hspace{2cm}}$$

$$7 + 2 = \underline{\hspace{2cm}}$$

$$6 + 3 = \underline{\hspace{2cm}}$$

**39**

1. Semngal sotu.
2. Semfala tutul.
3. Snulat le boluy le.
4. Hesfala kul gna, omin le smulat yem udél ta yem kulés laanen.

|   |   |    |
|---|---|----|
| f | e | fe |
|   | a | fa |
|   | i | fi |
|   | o | fo |
|   | u | fu |
|   | ó | fó |
|   | é | fé |

fat féf fóg

olif ofol tinof

teef mouf naf

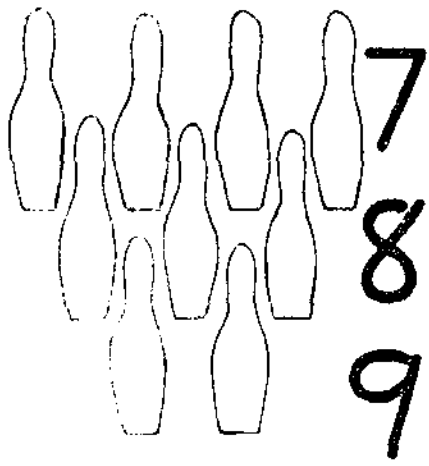
5. Senfala le yem tutul.

Mouf fóg bè ofi.

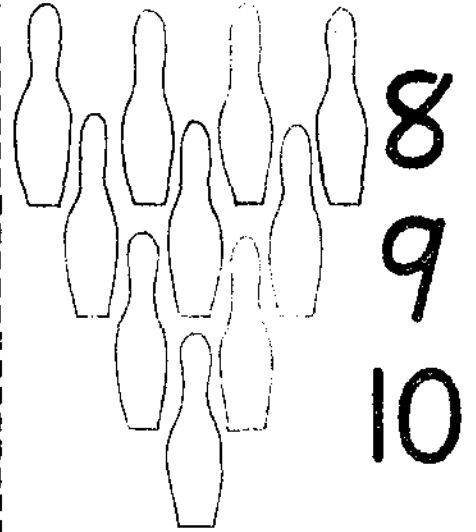
Fat féf ofol fóg.

Tek fat teef naf fog.

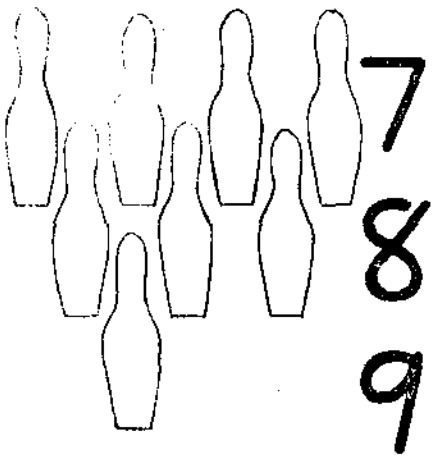
6. Nmð le legiling lemibut yem kun lemilu yem tulad nù lem yem ket bung.  
Omin le mð tutulen.



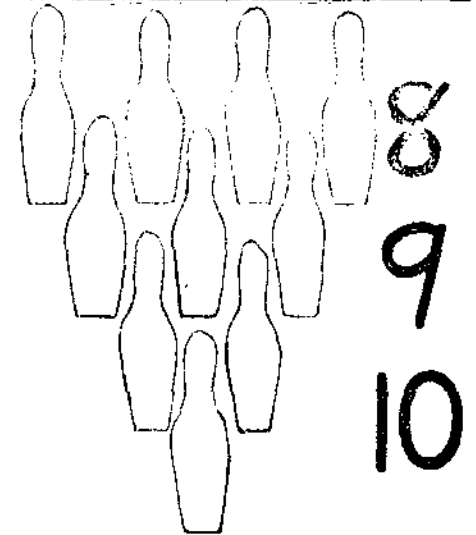
1  
2  
3



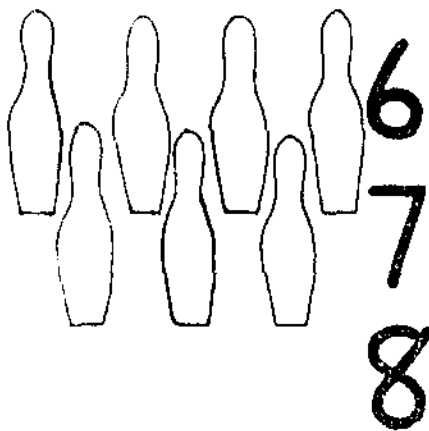
$$9 + 1 = 10$$



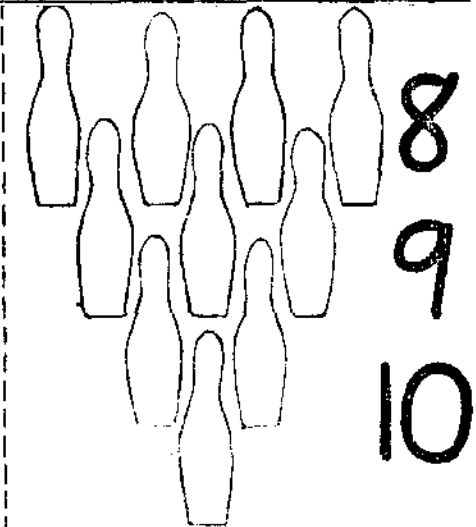
1  
2  
3



$$8 + 2 = 10$$



1  
2  
3



$$7 + 3 = 10$$

7. Snulat le balaen ni kem ni.

|            |            |            |
|------------|------------|------------|
| 9          | 8          | 7          |
| <u>+ 1</u> | <u>+ 2</u> | <u>+ 3</u> |

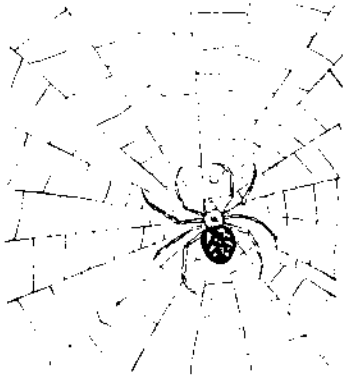
$$9 + 1 = \underline{\hspace{2cm}}$$

$$8 + 2 = \underline{\hspace{2cm}}$$

$$7 + 3 = \underline{\hspace{2cm}}$$

40

1. Semngal sotu.
2. Semfala tutul.
3. Snulat boluy le.
4. Yem tnulad ni boluyen wong. Hboluy kul yó kem tulad mbut bè w, W boluy le.



8



wong wak wolu wek  
 Wong Wak Wolu Wek

5. Dmalang le smulat.


w w

W W

6. Hsulat kul yem but boluy yó kem uder wen tuladen.



8

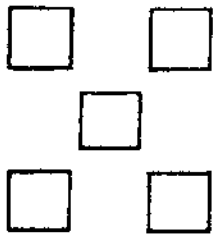


7. Len-giling le kdê w,W, ton le.

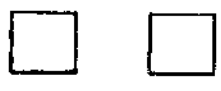
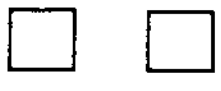
(w) f w w m h w w n b w y w

(W) W M N W E F W N B W T W

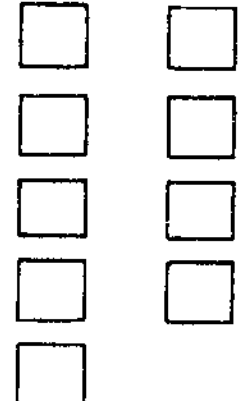
8. Nmò le legiling lemibus yem kun lemilu yem tulad nù lem yem ket bung.  
 Omin le mò tutulen.



5  
6  
7

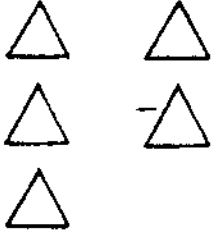



3  
4  
5

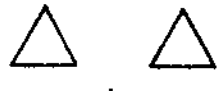
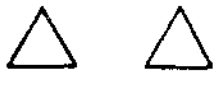


8  
9  
10

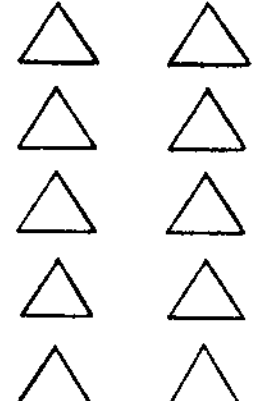
$5 + 4 = 9$



5  
6  
7





3  
4  
5





8  
9  
10

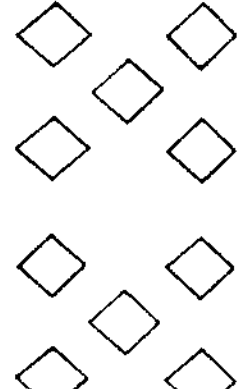
$5 + 5 = 10$



5  
6  
7

3  
4  
5



8  
9  
10

$6 + 4 = 10$

9. Snulat le balaen ni kem ni.

|     |     |     |
|-----|-----|-----|
| 5   | 5   | 6   |
| + 4 | + 5 | + 4 |
| —   | —   | —   |

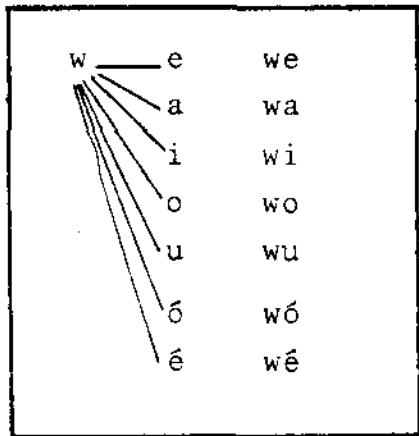
$5 + 4 = \underline{\quad}$

$5 + 5 = \underline{\quad}$

$6 + 4 = \underline{\quad}$

41

1. Semngal sotu.
2. Semfala tutul.
3. Snulat boluy le.
4. Hesfala kul gna, omin hsulat kul yem udél ta yem kulés laanen.



wak wis wek

iwas awam nawa

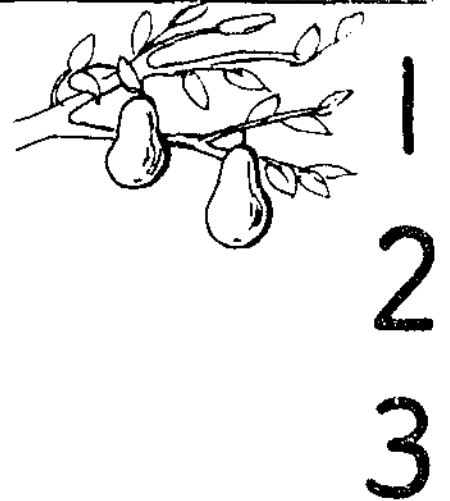
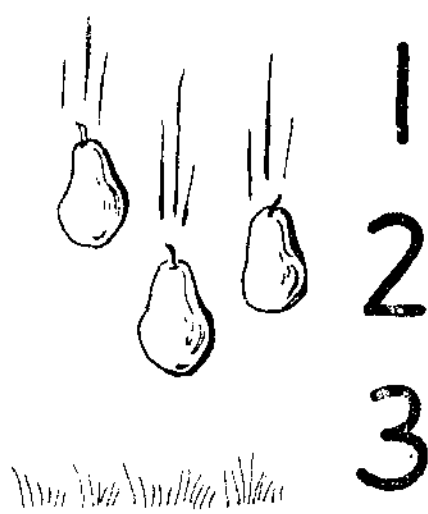
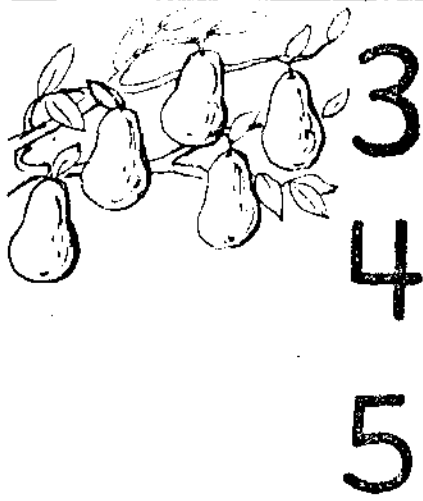
ówók sendaw nógów

5. Semfala le yem tutul.




Sendaw wak mebel ke iwas.

Mon iwas, Awam tum wak.

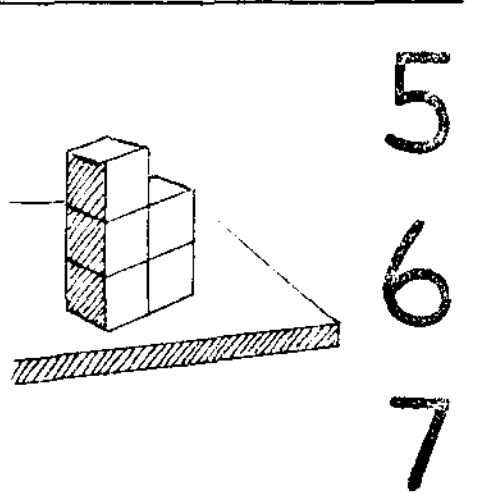
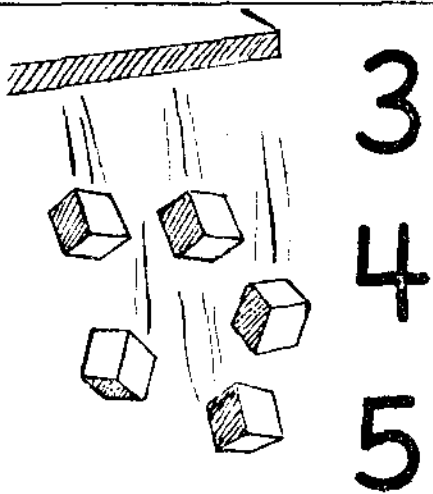
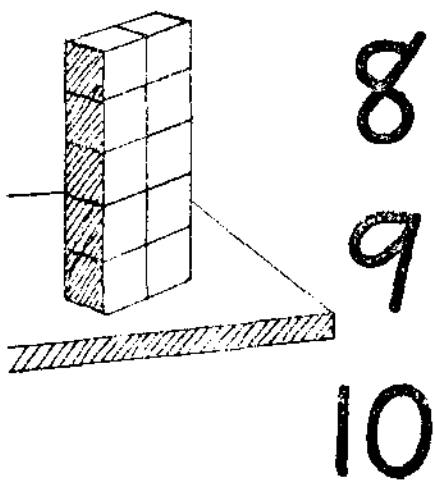
6. Nmò le legiling lemibus yem kun lemilu yem tulad nù lem yem ket·bung.  
Omin le mò tutulen.



$$5 - 3 = 2$$



$$7 - 2 = 5$$



$$10 - 5 = 5$$

7. Snulat le balaen ni kem ni.


|       |       |       |
|-------|-------|-------|
| 5     | 7     | 10    |
| - 3   | - 2   | - 5   |
| ----- | ----- | ----- |

$$5 - 3 = \underline{\hspace{2cm}}$$

$$7 - 2 = \underline{\hspace{2cm}}$$

$$10 - 5 = \underline{\hspace{2cm}}$$

1. Semngal sotu.
2. Semfala tutul.
3. Snulat le boluy le.
4. Yem tnulad ni boluyen ngà. Hboluy kul yó kem tulad mbut bè ng, Ng boluy le.




ngà                      ngólón                      ngà onuk  
 Ngà                      Ngólón                      Ngà onuk

5. Dmalang le smulat.

ng  
 Ng

6. Hsulat kul yem but boluy yó kem udél wen tuladen.

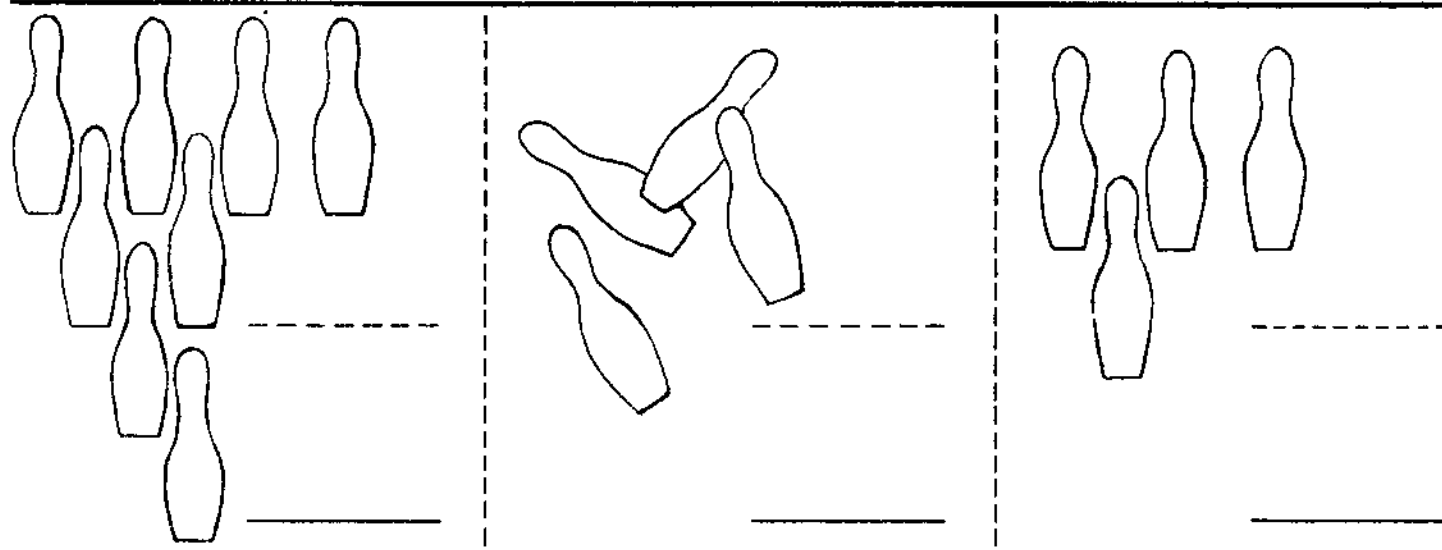


7. Len-giling le kdê ng, Ng, ton le.

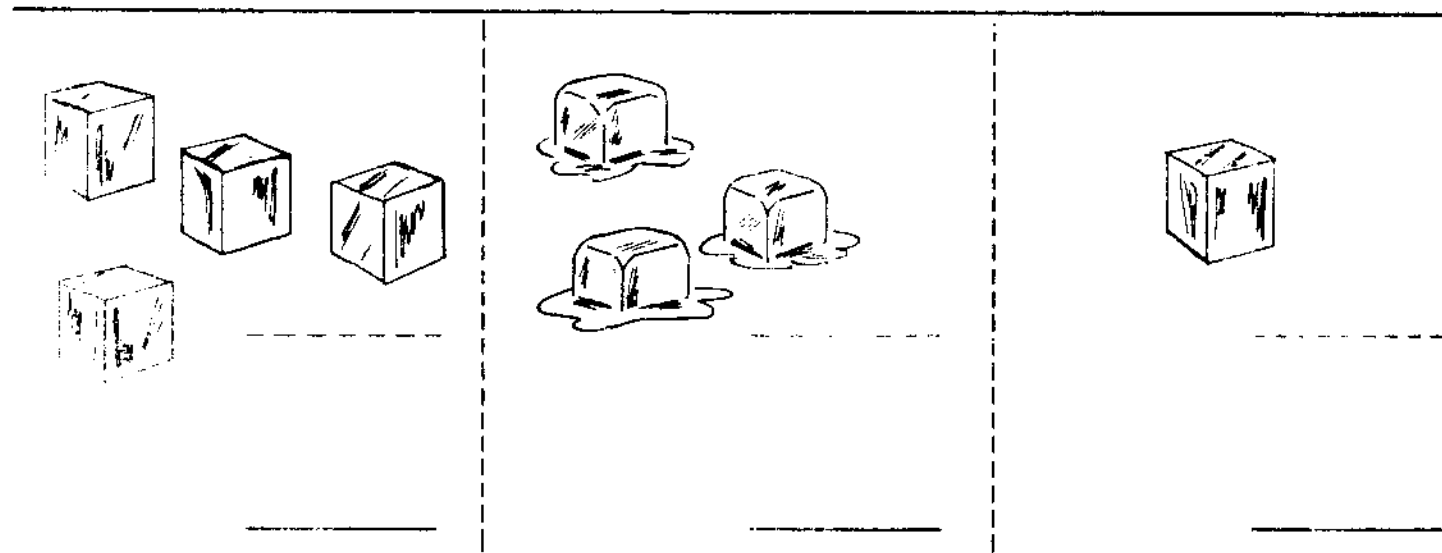
(ng) n ng d m ng m ng g n ng w ng

(Ng) Ng N Ng M L K Ng W Ng G N Ng

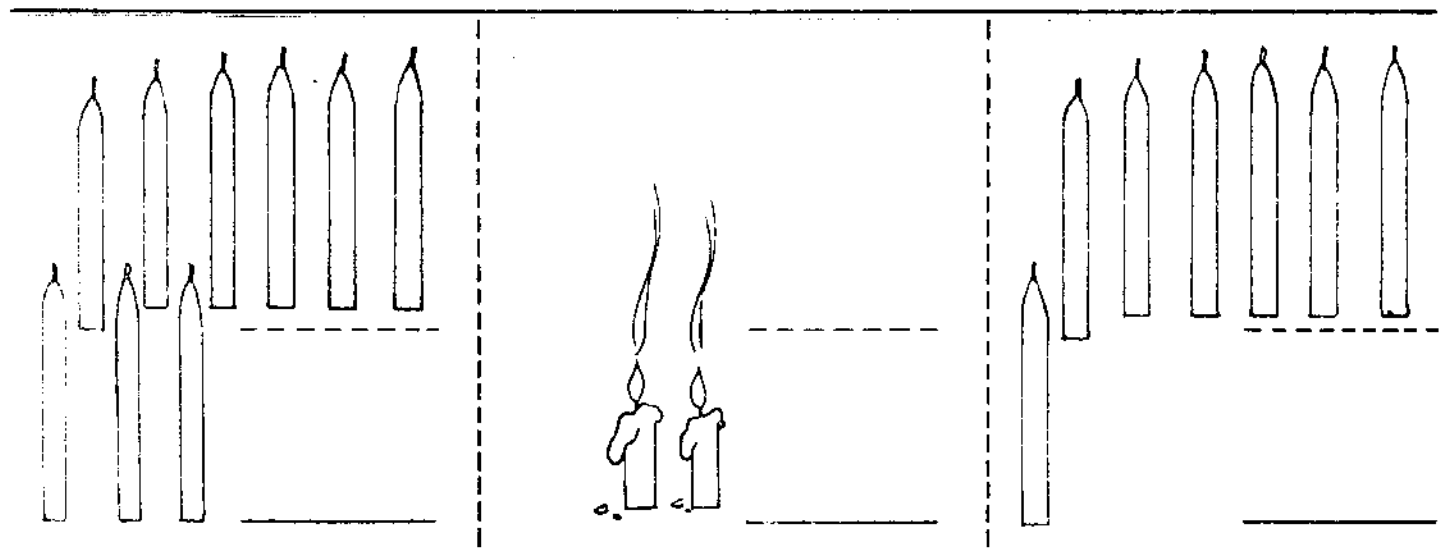
8. Snulat le yem kun lemilu yem tulad bè ket bung.  
 Omin le mò tutulen bè yó kem tulad bè ket ktol.



$$8 - 4 = 4$$



$$4 - 3 = 1$$



$$9 - 2 = 7$$

9. Snulat le balaen ni kem ni.

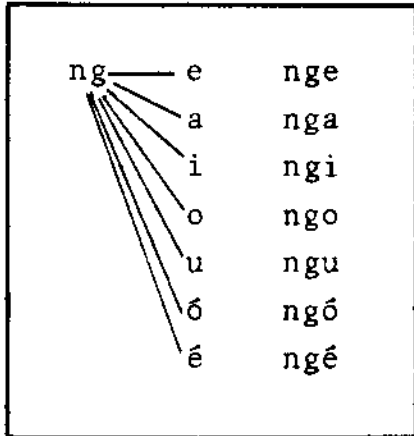
|       |       |       |
|-------|-------|-------|
| 8     | 4     | 9     |
| - 4   | - 3   | - 2   |
| ----- | ----- | ----- |

$8 - 4 = \underline{\hspace{2cm}}$

$4 - 3 = \underline{\hspace{2cm}}$

$9 - 2 = \underline{\hspace{2cm}}$

1. Semngal sotu.
2. Semfala tutul.
3. Snulat le boluy le.
4. Hesfala kul gna, omin hsulat kul yem udél ta yem kulés laanen.



ngali ngom nged

Ngà Bun seng deng

ungé senged iwóng




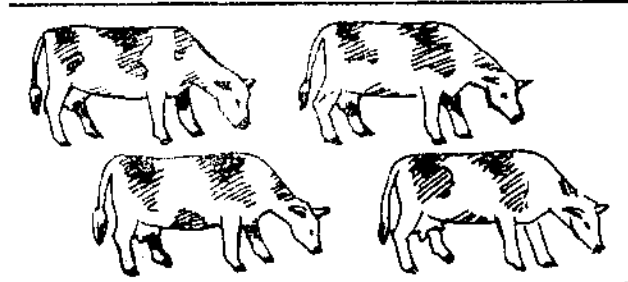


5. Senfala le yem tutul.

Deng ngali Ngà Bun ngom le.

Là bud hyu ma du,

gotu lenatab ungé.

ulés le lemwót bē yem ket bung kól ebē yem kun lemilu.



0

1

2

3

4

5

6

7

8

9

10

