

MENSOLATKAMI

**We Write
Northern Kankanay Preprimer**

by
Donna Hettick
and
Carolyn Kent



**Summer Institute of Linguistics
Philippines
Translators Publishers
1968**

**Published
in cooperation with
Bureau of Public Schools
and
Department of Education
Manila, Philippines**

**47.3 - 468 - 3.5C 52. *OP-005CP
Printed in the Philippines**

Preface

This preprimer has been prepared for use in teaching the Northern Kankany people of Mountain Province to read and write. Each letter of the alphabet, with the exception of glottal stop, is introduced individually and shown in combinations forming open syllables.

The alphabet is as follows: a, b, k, d, e, g, i, l, m, n, ng, o, p, s, t, w, y, - (glottal stop). Glottal stop is not symbolized when it occurs between any two adjacent vowels. The letter e symbolizes the pepet vowel. Its pronunciation lies between the sounds of u in the English words "but" and "fur". All the other letters are pronounced as their National Language equivalents.

These materials were prepared by Donna Hettick and Carolyn Kent, members of the Summer Institute of Linguistics.

This program is arranged on the principles of instruction in Let's Read: A Linguistic Approach by Leonard Bloomfield and Clarence L. Barnhart, published by Wayne State University Press, 1961, copyright 1961 by Clarence L. Barnhart.


Literacy Committee
Summer Institute of Linguistics
Nasuli, Malaybalay
Bukidnon, Philippines

TO THE TEACHER

Each page of this alphabet book is divided into five sections. The first section illustrates a word that begins with the letter being taught. The second section contains the name of the picture. The third section introduces the letter of the alphabet represented by the picture. Both the capital and small letters are introduced. (Each consonant is pronounced as a syllable with an a as its final letter). The fourth section gives the student practice with writing the letter. The fifth section introduces the syllables which can be formed with each consonant.

Naay di kankanam ay menisolo
ay mensolat ya menbasa.

1) Sino na?



2) Naay di kali ay manok.
Ma nan ngadan nan
panglogiyana.

manok

3) Naay di
kinapital

Naay di
banban-eg

M m

4) Ma dedan dana.

Isolatmo nan ma.

Onodem nan naisolat sina.


m m m

Isolatmo nan
ib-ana isna.

5) Dengem nan naayda.

ma me mi mo


MENSOLATKAMI



atobang

Aa

a a a




ballogo

B b

b b b

ba be bi bo

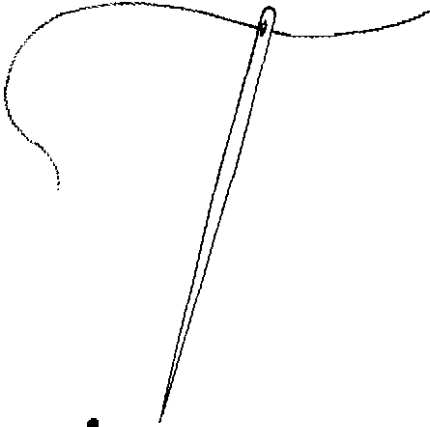


kaltib

Kk

k k k

ka ke ki ko



dagom

D d

d d d


da de di do



eban

E e

e e e




gamig

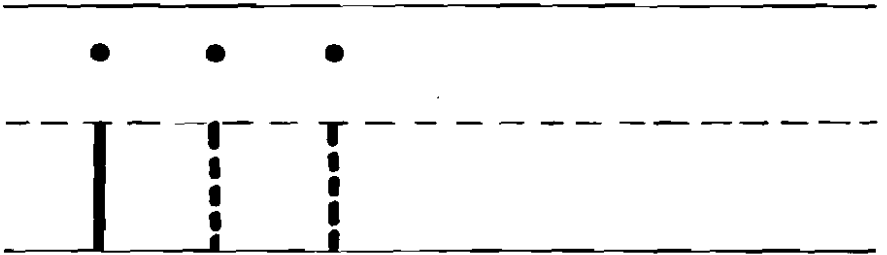
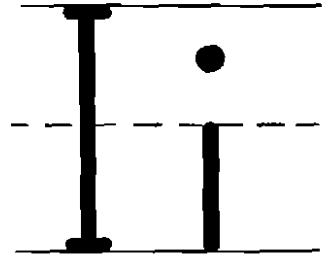
Gg

g g g

ga ge gi go

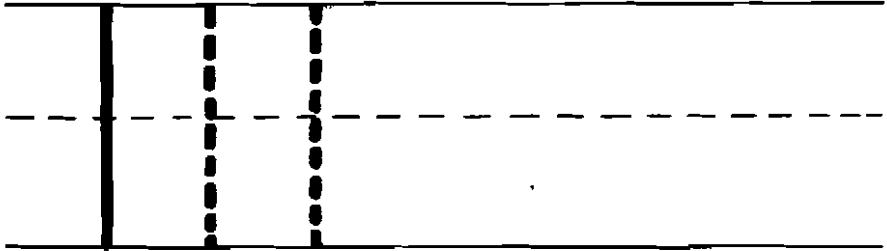
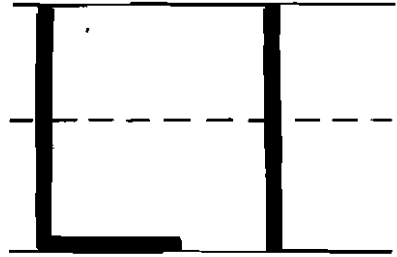


ikan






lata



la le li lo



manok

Mm

m m m

ma me mi mo



nagey

Nn

n n n

na ne ni no

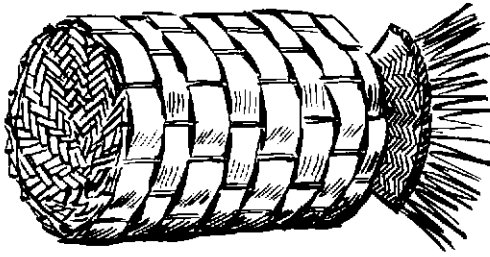


ngaan

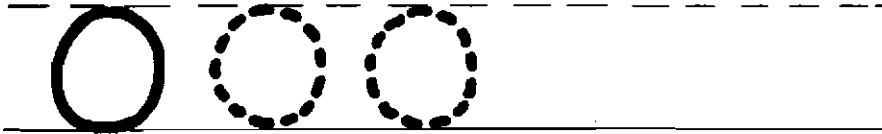
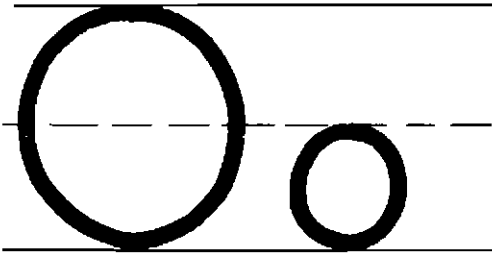
Ng ng


ng ng ng

nga nge ngi ngo



obe






palso

P p

P P P

pa pe pi po




sangi

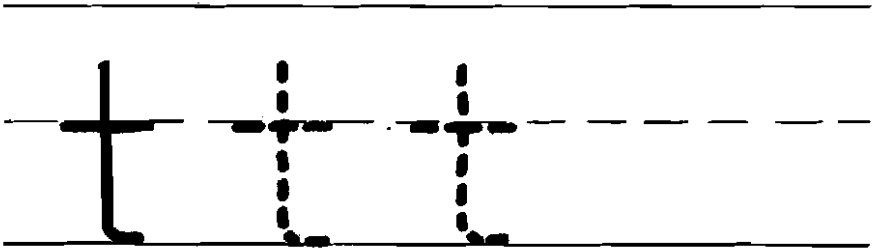
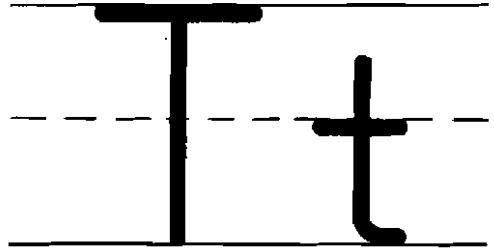
S s

S S S


sa se si so



tawa



ta te ti to




wasay

Ww

W w w

wa we wi wo



yayas

Y y

Y y Y y

ya ye yi yo

a	e	i	o
ba	be	bi	bo
ka	ke	ki	ko
da	de	di	do
ga	ge	gi	go
la	le	li	lo
ma	me	mi	mo
na	ne	ni	no
nga	nge	ngi	ngo
pa	pe	pi	po
sa	se	si	so
ta	te	ti	to
wa	we	wi	wo
ya	ye	yi	yo