

# Ogsugud Ki to Pagbasa



Publications Copy  
**DO NOT REMOVE**

Minanubu

# Ogsugud Ki to Pagbasa

Let's Begin Reading

Mgo litratu hininang ni Mr. Mendez Havana, Jr.



**SUMMER INSTITUTE OF LINGUISTICS**  
**Philippines, Inc.**

**TRANSLATORS**

**2004**

**PUBLISHERS**

Published  
in cooperation with the  
Commission on Philippine Languages  
and the  
Department of Education  
Manila, Philippines

This book or any part thereof maybe copied or adapted and reproduced for use by any entity of the Department of Education without permission from the Summer Institute of Linguistics. If there are other organizations or agencies who would like to copy or adapt this book we request that permission first be obtained by writing to:

Summer Institute of Linguistics  
P.O. Box 2270 CPO  
1099 Manila

Additional copies of this publication may be obtained from:

Book Depository  
P.O. Box 2270 CPO  
1099 Manila

**Agusan Manobo**  
as spoken in the provinces of Caraga Region

**Let's Begin Reading**  
Reprint  
1<sup>st</sup> Ed. 2<sup>nd</sup> Printing

40.44-204-1M 53.20P-046002N  
ISBN 971-18-0351-8

Printed in the Philippines  
SIL Press



REPUBLIKA NG PILIPINAS  
REPUBLIC OF THE PHILIPPINES  
**KAGAWARAN NG EDUKASYON**  
**DEPARTMENT OF EDUCATION**  
DepEd Complex, Meralco Avenue, Pasig City, Philippines

*Tanggapan ng Kalihim*  
*Office of the Secretary*

Direct Line: 633-7208  
E-Mail: [deped@pacifite.net.ph](mailto:deped@pacifite.net.ph)  
Website: <http://www.deped.gov.ph>

## FOREWORD

Education is a powerful instrument for reducing poverty and inequality. It provides the basis for sustained economic growth and full participation in nation building. The record of the last century worldwide shows that education is at the heart of any successful enduring national transformation.

SIL has served the Philippines for 50 years providing tools for education and development among the cultural communities. SIL members are involved in language research, while facilitating community-based literacy education, recording oral heritage, developing dictionaries and translating literature of high moral value, including portions of the Holy Scriptures. Members of minority groups from the Batanes in the north to the Sama archipelago in the south have benefited from SIL's efforts in our land.

At the 50<sup>th</sup> Golden Jubilee Anniversary of SIL Philippines, the Department of Education extends its appreciation and congratulations to the members of SIL for their dedication and commitment to provide access to literacy and literature to the indigenous cultural communities. SIL seeks not only to serve but to empower Filipinos to take leadership in such endeavors in their own communities and throughout Asia.

SIL deserves recognition and praise for the quality of its productivity – some 3500 titles of linguistic research and vernacular materials provided for and about the language communities of our country. Our linguistic variety is an important part of the cultural beauty and diversity that uniquely enrich the Philippines.

A handwritten signature in black ink, appearing to read 'Edilberto C. De Jesus'.

**EDILBERTO C. DE JESUS**  
Secretary

# Preface

To the teacher:

This pre-primer workbook, *Ogsugud Ki to Pagbasa*, has been prepared to teach pre-reading skills to speakers of the Manobo language of the Caraga Region. It contains six pre-reading lessons which are taught before teaching the primer, *Ogbasa Ki*.

Lesson 1: pages 1-7

Lesson 2: pages 8-15

Lesson 3: pages 16-23

Lesson 4: pages 24-33

Lesson 5: pages 34-45

Lesson 6: pages 46-53

These pre-reading skills are taught on the following pages:

Left to right orientation: 1, 2, 10, 18

Auditory discrimination: 4, 6, 12, 14, 20, 22

Visual discrimination: 3, 5, 11, 13, 19, 21, 26-27

Vowel identification: 26-29; 39-41

Capital letter recognition: 50-51

Numbers: 8-9, 16-17, 24-25, 34-38

Writing: 7, 15, 23, 30-31, 36-37, 42-43, 52-53

The teacher's directions are given at the bottom of each page. These directions tell what the student is to do. The directions are also given in English at the back of the book, beginning page 54.

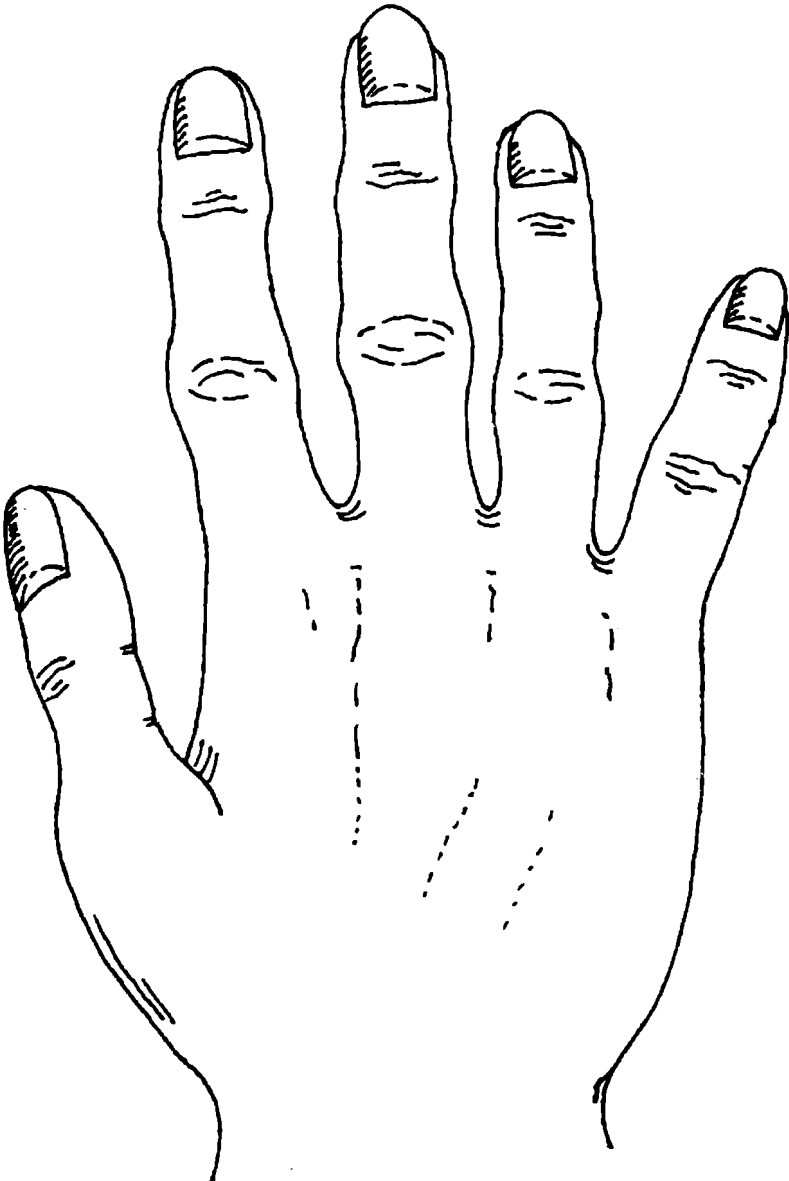
NEVER have the student read syllables or words found in the book. If they cannot identify the word from the picture, the teacher should tell them the word.

If the book is used with adult students, one lesson should be taught each day. If the book is used with children, the six lessons should be taught in 4-6 weeks and supplemented with teacher-made materials patterned after the work pages.

Pages 62-65 contain fifty-seven extra-practise copying exercises. These are designed to help develop fine motor skills for students who have had little previous experience in holding and using a pencil. The students should first copy the pattern with chalk on a small chalkboard, or with a stick on the ground. As skills in holding and drawing improve, they may then practise with pencil and paper. Assign between 1-3 exercises for practice during class time and an additional 1-3 exercises for homework. When the students are confident in using a pencil, they may stop using the extra-practise exercises.

This pre-primer was adapted from the Tigwa Manobo pre-primer (S.I.L.-Philippines). The extra-practise exercises were adapted from the Binumarian literacy program (S.I.L.-Papua New Guinea).

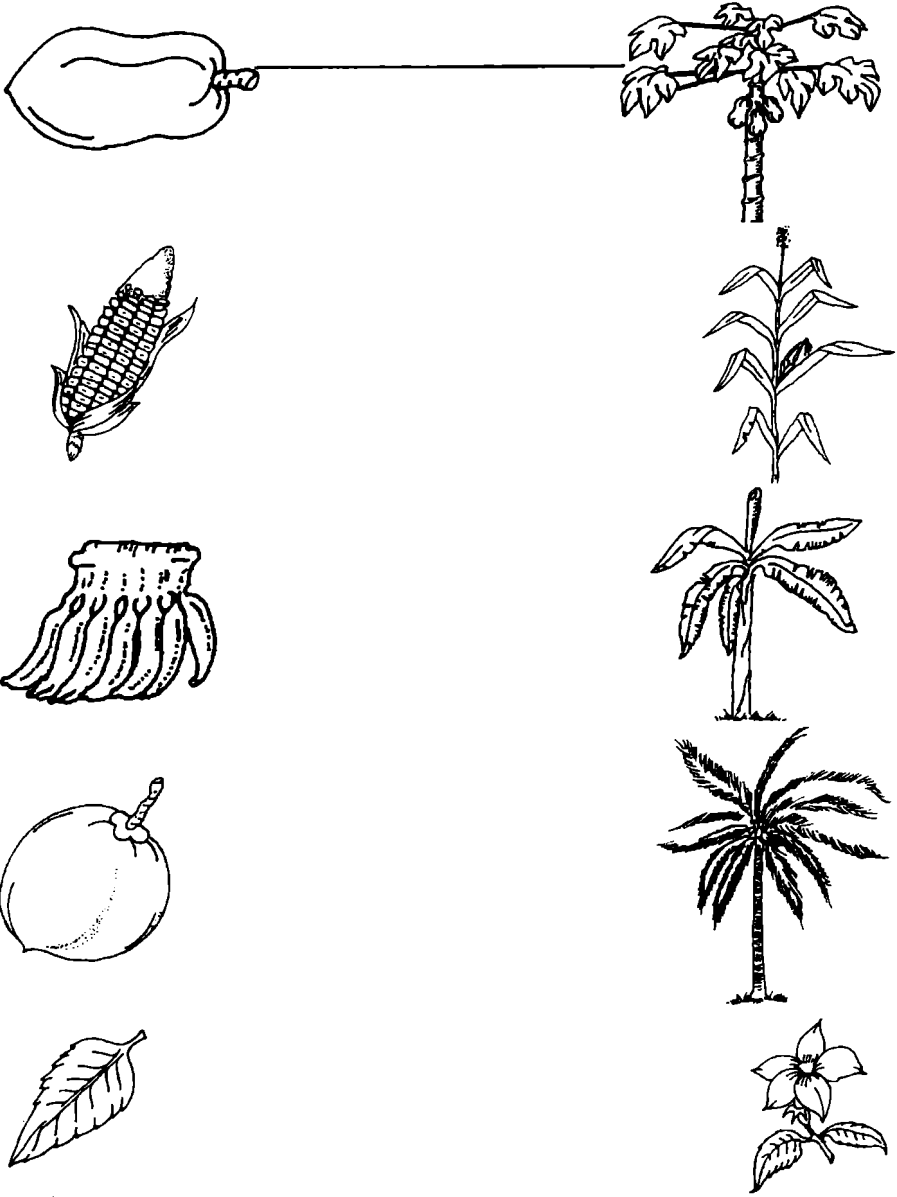




---





Idampa to boyad nu no kalintuu duon to sikan litratu to boyad agun mahustu to pagplastar sikan libru nu.





---

Kudliti likat to sikan mgo litratu duon to kawae pailing duon to paris dan no mgo tanom duon to kalintuu.



a

l a w ng t

k

k i G k u

m

y m p D o

s

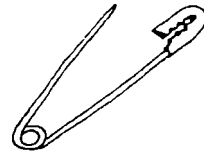
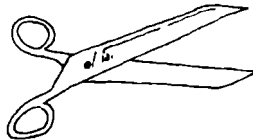


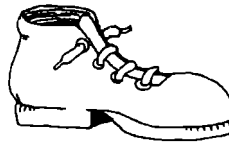


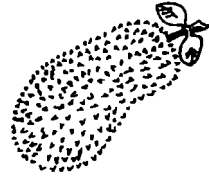




B ng s a w

d

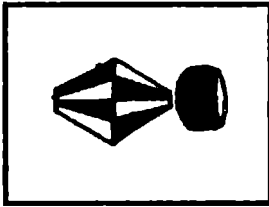

n d t d U

1. Sirkuluhi to litratu no nakaangod to sikan duon to kinahun duon dapit to kawae.

2. Sirkuluhi to mgo litra no nakaangod to sikan litra duon to kinahun duon dapit to kawae.



Hingadani to kada litratu duon to una no linya aw paminogi to sinugdanan to kagi. Ipadajun duon to ikaduwa, ikatoyu...



bo

u b l o

ya

y m a d

si

w s i g

on





k o p n

ta

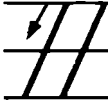
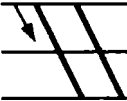
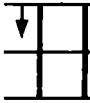
t s a m

1. Sirkulahi to mgo tuhugon no nakaangod to sikan duon to sikan kinahun.

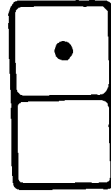

2. Sirkulahi to mgo litra no nakaangod to sikan duon to kinahun.



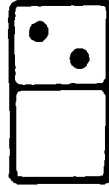
Hingadani to kada litratu duon to una no linya aw paminogi to katapusan to kagi. Ipadajun duon to ikaduwa, ikatoyu...



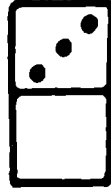
Sunuda to pagsuyat sikan sinuyat duon dapit to kawa.



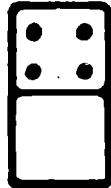
1




2



3

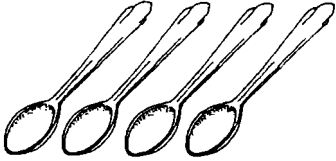






4





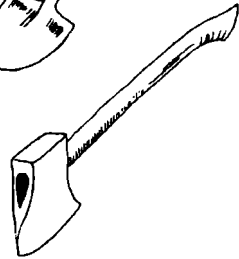

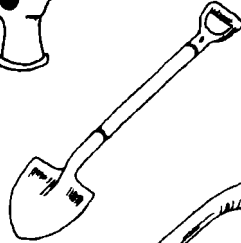
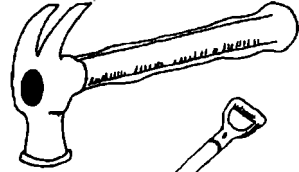
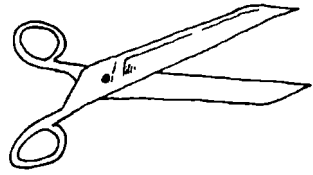
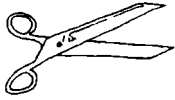
5

Bilanga sikan mgo litratu duon to pag-eytan to mgo linya.  
Bilanga sikan mangkaiatom duon to kinahun. Ahaa sikan numeru.  
Sikan to sinuyat no numeru unu. Ipadajun duon to ikaduwa, ikatoyu...




	1 2 3 4 5
	1 2 3 4 5
	1 2 3 4 5
	1 2 3 4 5
	1 2 3 4 5

Bilanga sikan mgo litratu duon to kada kinahun. Ahaa sikan mgo numeru duon dapit to kalintuu. Sirkuluhi to hustu no numeru.





Kudliti likat duon to sikan maintok pailing duon to sikan maaslag no litratu no angod din.



la

la yu la si ngi

gi

at gi un ing ok

ut

so ak ut il ut

ho

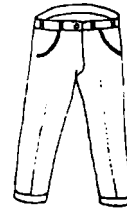
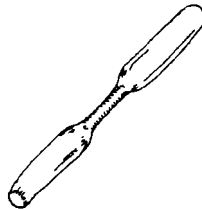
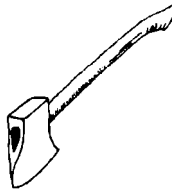



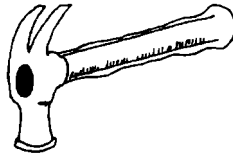

di ho pa og wa

ba

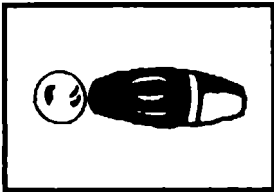
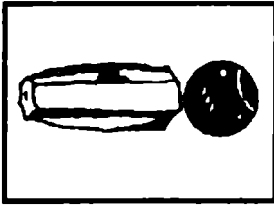
pa do ba ong ki

1. Sirkuluhi to litratu no nakaangod to sikan duon to kinahun duon dapit to kawae.

2. Sirkuluhi to mgo litra no nakaangod to sikan mgo litra duon to sikan kinahun duon dapit to kawae.



1. Hingadani to kada litratu duon to una no linya aw karasi to litratu no bugti to pagkalituk to sinugdanan. Ipadajun duon to ikaduwa, ikatoyu...
2. Sunuda now to paglituk to maistru: a, ak, a, al, a, ab, a, am; i, it, i, id, i, ig, i, ing; u, ud, u, un, u, uk, u, ug; o, os, o, o, ot, o, om.



wa

u w m a o

ngi

m y ng i n

ul

u t k l s

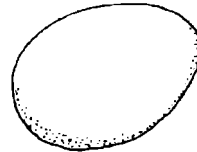
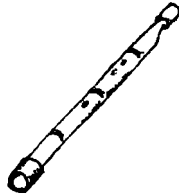
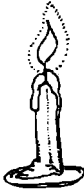



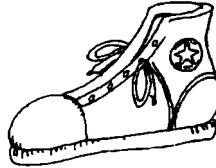


mo

w i a m o

pu

b p d a u

1. Sirkuhuli to mgo tuhugon no nakaangod to sikan duon to kinahun.
2. Sirkuhuli to mgo litra no nakaangod to sikan duon to kinahun.



1. Hingadani to mgo litratu duon to una no linya aw karasi to litratu no bugti to pagkalituk to katapusan. Ipadajun duon to ikaduwa, ikatoyu...
2. Sunuda now to paglituk to maistru: a, na, a, ka, a, pa, a, wa; i, ti, i, ki, i, ni, i, gi; u, yu, u, su, u, mu, u, lu; o, po, o, do, o, bo, o, ko.

0 0

0

o o






u u

u u

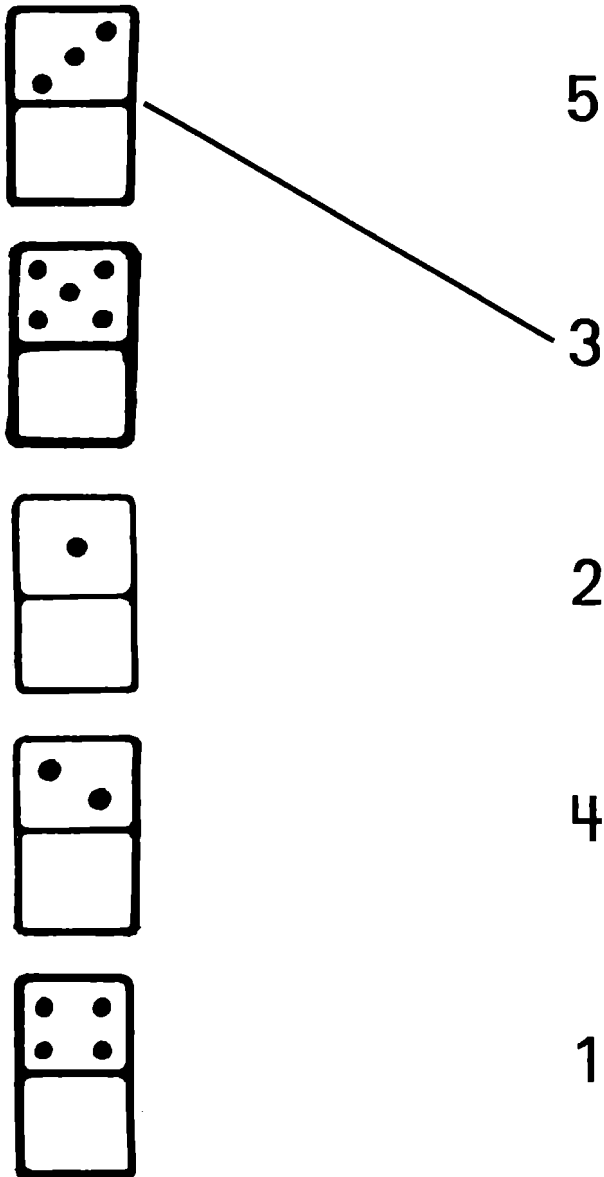
u

Sunuda to pagsuyat sikan sinuyat duon dapit to kawae.

1 2 3 4 5

	1 2 3
	3 4 5
	1 3 5
	2 4 5
	4 3 2

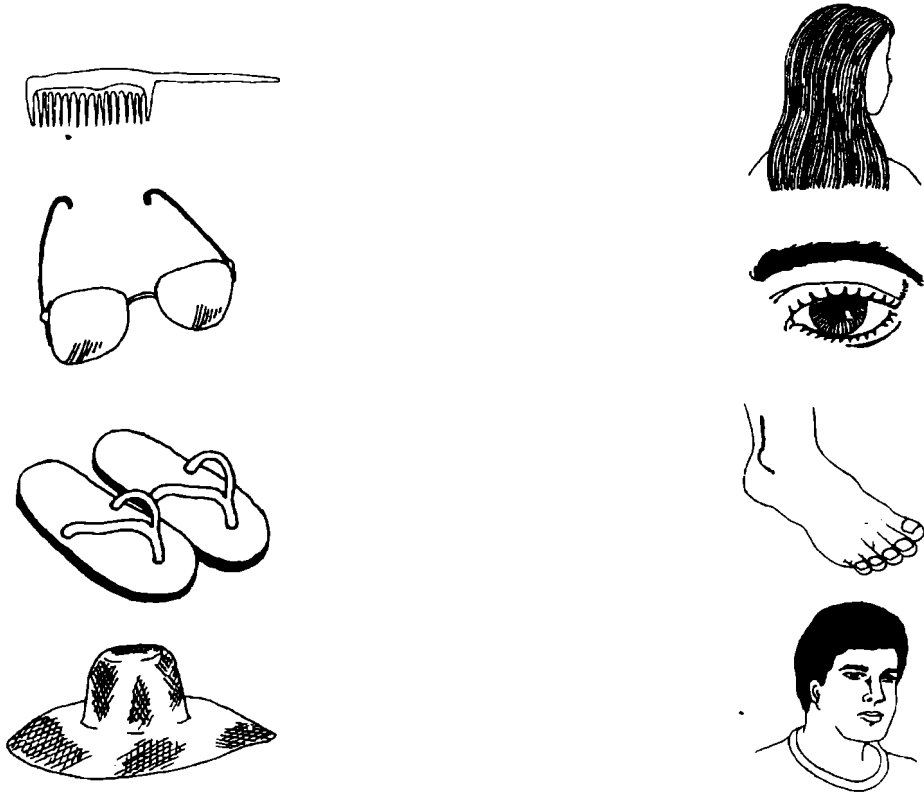
Basaha sikan mgo numeru duon to babow. Bilanga sikan mgo litratu duon to kada kinahun, aw sirkuluhi to hustu no numeru.





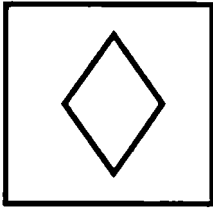


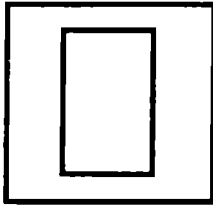
---

Bilanga sikan mangkaitom duon to kinahun aw kudliti pailing duon to hustu no numeru.





Kudliti likat to litratu duon to kawae pailing duon to paris no litratu duon to kalintuu. Likat isab duon to mgo kinahun pailing duon to sikan mangkalimun.



aw

mu aw am wa aw

do

do pa do bu li

dit

bal dit put dit kol

kad

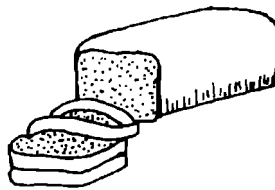
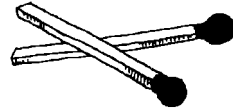

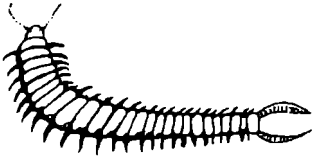



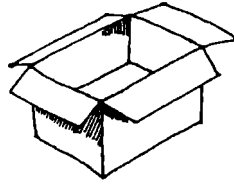

lob yu kad bit dot

lap

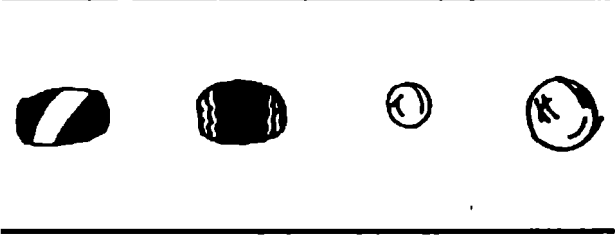

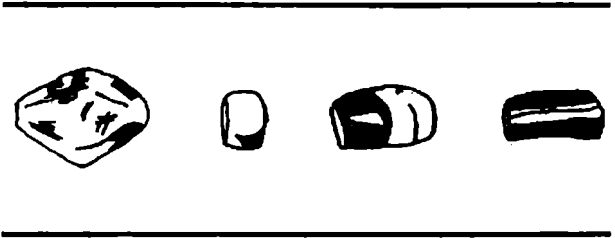
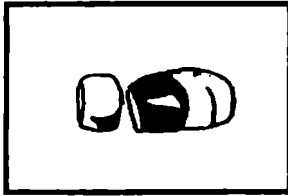
lik lap lap top

1. Sirkuluhi to litratu no nakaangod to sikan duon to kinahun duon dapit to kawae.

2. Sirkuluhi to mgo litra no nakaangod to sikan litra duon to kinahun duon dapit to kawae.



1. Hingadani to mgo litratu duon to una no linya aw karasi to litratu no bugti to pagkalituk to sinugdanan. Ipadajun duon to ikaduwa, ikatoyu...
2. Sunuda now to paglituk to maistru: a, at, a, as, a, ad, a, am; i, il, i, it, i, id, i, ib; u, ung, u, ub, u, up, u, um; o, ok, o, ong, o, ob, o, od.



sug

m s o u n g g

tik

p t i l o k

gow

g i y o p w


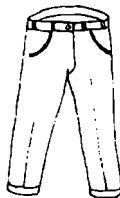
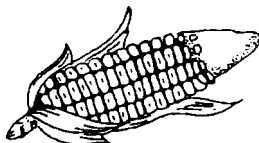




loy

l k o y u i

kid

k t l i w d

1. Sirkuluhi to mgo tuhugon no nakaangod to sikan duon to kinahun.
2. Sirkuluhi to mgo litra no nakaangod to sikan duon to kinahun.



1. Hingadani sikan mgo litratu duon to una no linya aw karasi to litratu no bugti to pagkalituk to katapusan. Ipadajun duon to ikaduwa, ikatoyu...
2. Sunuda now to paglituk to maistru: a, ma, a, ba, ya, a, sa; i, ngi, pi, i, wi, i, li; u, ku, u, nu, du, u, gu; o, po, o, lo, o, no, o, so.

I

l

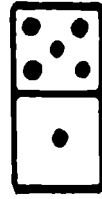
O

o

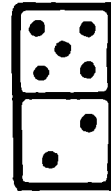

U

u

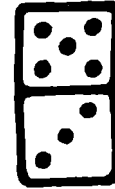

Sunuda to pagsuyat sikan sinuyat duon dapit to kawae.



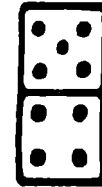

6





7



8

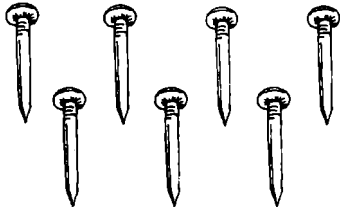


9




10

Bilanga sikan mgo litratu duon to pag-eytan to mgo linya. Bilanga sikan mangkaiatom duon to kinahun. Ahaa sikan numeru. Sikan to sinuyat no numeru no onom. Ipadajun duon to ikaduwa, ikatoyu...



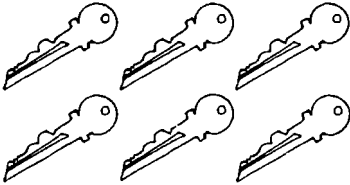
6 7 8 9 10

---




6 7 8 9 10

---



6 7 8 9 10

---



6 7 8 9 10

---

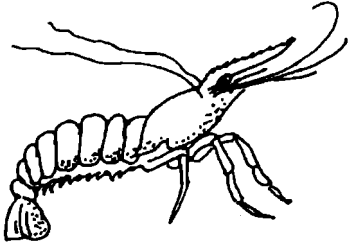


6 7 8 9 10

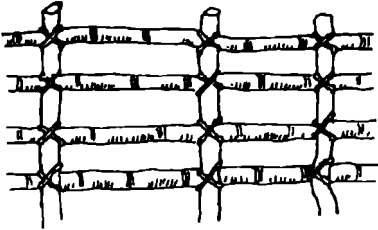
---

Bilanga sikan mgo litratu duon to pag-eytan to mgo linya. Ahaa sikan mgo numeru duon dapit to kalintuu. Sirkuluhi to hustu no numeru.

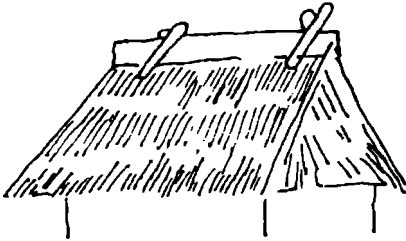




ajobang



ayad



atop




ambow

---


Hingadani sikan mgo litratu aw paminogi to sinugdanan to pagkaikagi. Ahaa sikan sinuyat no mgo kagi. Sirkuluhi to una no litra no og-ilingon to 'a' to paglituk.

Hingadani to duma no mgo kagi no ogsugud to 'a'.




pala

---




tasa

---



baka


---




mata

---

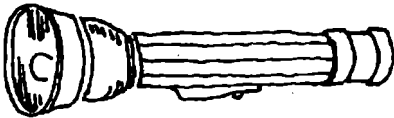
Hingadani sikan mgo litratu aw paminogi to katapusan no pagkaikagi.  
Ahaa sikan sinuyat no mgo kagi. Sirkuluhi to katapusan no litra no  
og-ilingon to 'a' to paglituk.  
Hingadani to duma no mgo kagi no meyduon 'a' to katapusan.



isda



inom



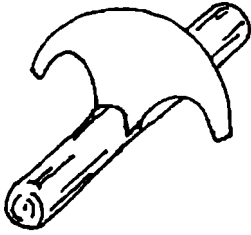
ispat




ipos

---


Hingadani sikan mgo litratu aw paminogi to sinugdanan to pagkaikagi. Ahaa sikan sinuyat no mgo kagi. Sirkuluhi to sinugdanan no litra no og-ilingon to 'i' to paglituk. Hingadani to duma no mgo kagi no ogsugud to 'i'.




bibi



Iiyabi



dugi



nati

Hingadani sikan mgo litratu aw paminogi to katapusan no pagkaikagi.  
Ahaa sikan sinuyat no mgo kagi. Sirkuluhi to katapusan no litra no  
og-ilingon to 'i' to paglituk.  
Hingadani to duma no mgo kagi no meyduon 'i' to katapusan.



a a


a

a

a

---


Amu seini. To una no paglituk to amu, 'a'. Seini to pagsuyat to 'a'.  
Sunuda to pagsuyat sikan sinuyat no litra no 'a' duon dapit to kawae.



i

i

i



Ipos seini. To una no paglituk to ipos, 'i'. Seini to pagsuyat to 'i'.  
Sunuda to pagsuyat sikan sinuyat no litra no 'i' duon dapit to kawae.

a i



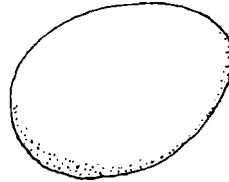
\_\_\_hus



\_\_\_nom



\_\_\_pos



\_\_\_toyug




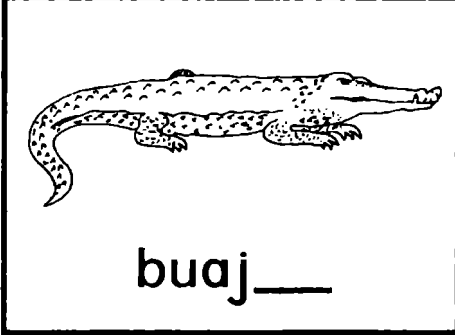
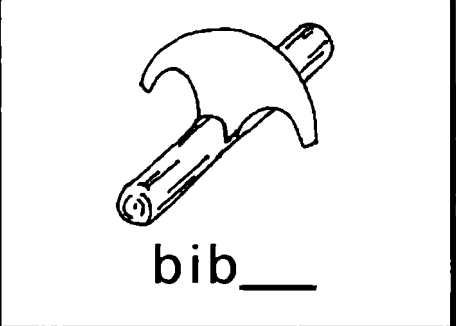

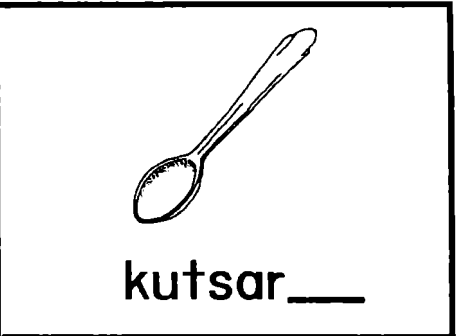
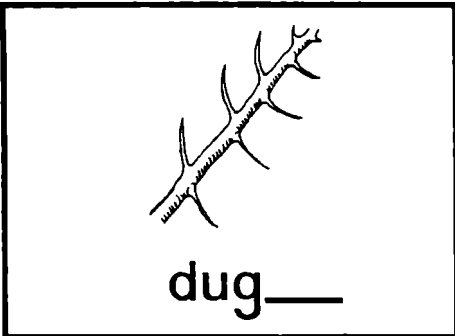
\_\_\_mu



\_\_\_kug


Basaha sikan mgo litra duon to babow. Hingadani sikan mgo litratu.  
Pilia to hustu no litra aw isuyat duon to sinugdanan to sinuyat no kagi.

a i



Basaha sikan mgo litra duon to babow. Hingadani sikan mgo litratu. Pilia to hustu no litra aw isuyat duon to katapusan to sinuyat no kagi .





1

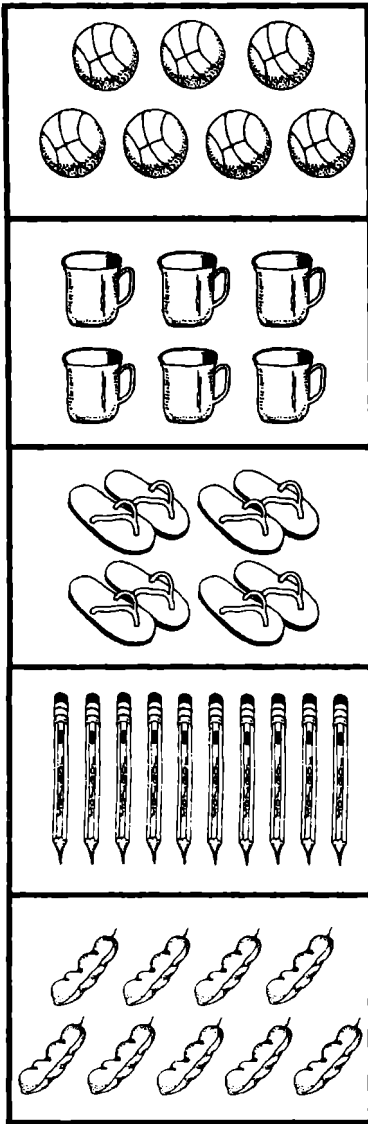
2

3

4

5

Kudliti likat to sikan litratu duon to kada kinahun pailing duon to hustu no numeru.



6

7

8

9

10

Kudliti likat to sikan litratu duon to kada kinahun pailing duon to hustu no numeru.

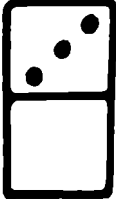
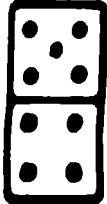
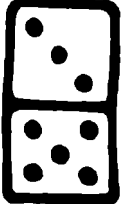


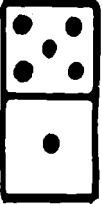

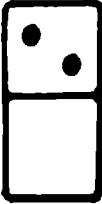

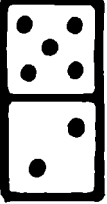
---

Seini to numeru unu. Seini to pagsuyat to numeru unu. Sunuda to pagsuyat sikan sinuyat no numeru unu duon to kawae. Ipadajun duon to ogsunu no numeru.




---


Seini to numeru no onom. Seini to pagsuyat to numeru no onom.  
Sunuda to pagsuyat sikan sinuyat no numeru no onom duon to kawae.  
Ipadajun duon to ogsunu no numeru.

 <hr/> <hr/> <hr/>	 <hr/> <hr/> <hr/>
 <hr/> <hr/> <hr/>	 <hr/> <hr/> <hr/>
 <hr/> <hr/> <hr/>	 <hr/> <hr/> <hr/>
 <hr/> <hr/> <hr/>	 <hr/> <hr/> <hr/>
 <hr/> <hr/> <hr/>	 <hr/> <hr/> <hr/>

Bilanga sikan mangkaitom duon to kada kinahun. Isuyat to hustu no numeru duon to linya.



okang



obey



onos




otak

---

Hingadani sikan mgo litratu aw paminogi to sinugdanan to pagkaikagi. Ahaa sikan sinuyat no mgo kagi. Sirkuluhi to una no litra no og-ilingon to 'o' to paglituk.


Hingadani to duma no mgo kagi no ogsugud to 'o'.



usa



unsuy




uwak




uga

Hingadani sikan mgo litratu aw paminogi to sinugdanan to pagkaikagi. Ahaa sikan sinuyat no mgo kagi. Sirkuluhi to una no litra no og-ilingon to 'u' to paglituk.

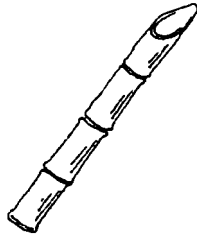
Hingadani to duma no mgo kagi no ogsugud to 'u'.




bauu



beytu



sakodu

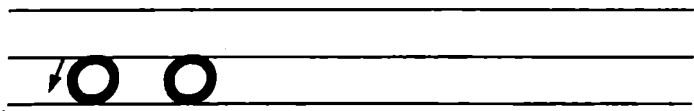


kaju

---

Hingadani sikan mgo litratu aw paminogi to katapusan no pagkaikagi.  
Ahaa sikan sinuyat no mgo kagi. Sirkuluhi to katapusan no litra no  
og-ilingon to 'u' to paglituk.  
Hingadani to duma no mgo kagi no meyduon 'u' to katapusan.





Okang seini. To una no paglituk to okang, 'o'. Seini to pagsuyat to 'o'.  
Sunuda to pagsuyat sikan sinuyat no litra no 'o' duon dapit to kawae.



u


u

u


---

Unsuy seini. To una no paglituk to unsuy, 'u'. Seini to pagsuyat to 'u'.  
Sunuda to pagsuyat sikan sinuyat no litra no 'u' duon dapit to kavae.

o u



\_\_\_kang




\_\_\_sa




\_\_\_nsuy



\_\_\_nos



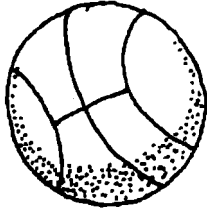
\_\_\_bey



\_\_\_wak

Basaha sikan mgo litra duon to babow. Hingadani sikan mgo litratu.  
Pilia to hustu no litra aw isuyat duon to sinugdanan.


a i u




bul\_\_




kaj\_\_




nat\_\_



lamis\_\_



kabaj\_\_




bald\_\_

Basaha sikan mgo litra duon to babow. Hingandani sikan mgo litratu.  
Pilia to hustu no litra aw isuyat duon to katapusan.




a i o u

---



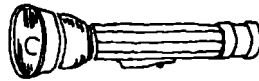
a i o u

---



a i o u

---



a i o u

---



1. Hingadani to mgo litratu duon to una no linya aw paminogi to pagkalituk to sinugdanan. Sirkuluhi to hustu no litra.

Ipadajun duon to ikaduwa, ikatoyu...

2. Paminogi to og-ikagihon to maistru. Lituka to sinugdanan.




Maistru: ag, in, uk, id, op, ang, os, ig, um

Iskuwila: a i u i o a o i u





a i o u

---



a i o u

---



a i o u

---



a i o u

---

1. Hingadani to mgo litratu duon to una no linya aw paminogi to pagkalitik to katapusan. Sirkuluhi to hustu no litra.


Ipadajun duon to ikaduwa, ikatoyu...

2. Paminogi to og-ikagihon to maistru. Lituka to katapusan.

Maistru: lu, yu, to, ba, mi, ko, pu, wi, nga

Iskuwila: u u o a i o u i a

a i o u




\_\_\_nsuy



\_\_\_nom



\_\_\_mbow



\_\_\_sa




\_\_\_spat




\_\_\_kang

Basaha sikan mgo litra duon to babow. Hingadani sikan mgo litratu.  
Pilia to hustu no litra aw isuyat duon to sinugdanan to sinuyat no kagi.


a i o u



\_\_\_bey




\_\_\_sda



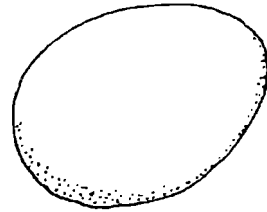
\_\_\_wak



\_\_\_pos



\_\_\_bid



\_\_\_toyug

Basaha sikan mgo litra duon to babow. Hingadani sikan mgo litratu.  
Pilia to hustu no litra aw isuyat duon to sinugdanan to sinuyat no kagi.





amu  
Amu



ipos  
Ipos



okang  
Okang



unsuy  
Unsuy

---

Hingadani sikan mgo litratu. Sirkuluhi to una no litra.  
To paglituk to seini maintok no litra dow seini maaslag, mig-aangod.  
To maaslag no litra ogkagamit to pagsuyat to sinugdanan to sinuyat,  
mgo ngadan dow mgo banwa.



Isuy  
Idil



Amada  
Ana



Oking  
Oging



Udul  
Unad

a	A	o	I
i	I	a	U
o	O	i	A
u	U	u	O

1. Paminogi to mgo ngadan no ogbasahon to maistru. Sirkuluhi to mangkaaslag no litra.
2. Ahaa sikan maintok dow maaslag no mgo litra duon to mgo kinahun. Kudliti likat duon to maintok no litra pailing duon to maaslag no litra.



A Aa

A

Aa



I Ii

I

Ii

Sunuda sikan nasuyat no mangkaaslag dow mangkaintok no mgo litra duon dapit to kawae.



O O o

O

O o



U U u

U

U u

Sunuda sikan nasuyat no mangkaaslag dow mangkaintok no mgo litra duon dapit to kawae.

# English Directions

(Page)

1. Put your right hand on the picture of the hand so that your book will be in the correct position.
2. Draw a line from the pictures on the left to their matching plants on the right.
3.
  1. Circle the picture that is the same as the boxed one on the left.
  2. Circle the letters that are the same as the boxed one on the left.
4. Name each picture in the first row and listen to the beginning sound. Repeat with the second, third, fourth and fifth rows.
5.
  1. Circle the beads that are the same as the ones in the box.
  2. Circle the letters that are the same as the ones in the box.
6. Name each picture in the first row and listen to the ending sound. Repeat with the second, third, fourth and fifth rows.
7. Copy what is written on the left hand side.
8. Count the things in each set. Count the dots. Look at the number. This is the written number one. Repeat with the second, third, fourth and fifth rows.
9. Count the pictures in each box. Look at the numbers on the right. Circle the correct number.
10. Draw a line from the small picture on the left to the large one like it.
11. (same as 3)
12.
  1. Name each picture in the first row and cross out the picture that begins with a different sound. Repeat with the second, third, fourth and fifth rows.
  2. Repeat these sounds after the teacher: a, ak, a, al, a, ab, a, am; i, it, i, id, i, ig, i, ing; u, ud, u, un, u, uk, u, ug; o, os, o, o, ot, o, om.
13. (same as 5)

14. 1. Name each picture on the first line and cross out the picture that ends with a different sound. Repeat with the second, third, fourth and fifth rows.  
2. Repeat these sounds after the teacher: a, na, a, ka, a, pa, a, wa; i, ti, i, ki, i, ni, i, gi; u, yu, u, su, u, mu, lu; o, po, o, do, o, bo, o, ko.
15. (same as 7)
16. Read the numbers at the top. Count the pictures in each box, and circle the correct number.
17. Count the dots and draw a line to the correct number.
18. Draw a line from the picture on the left to the matching plant on the right; also from the boxes to the circles.
19. (same as 3)
20. (same as 12, using these syllables: a, at, a, as, a, ad, a, am; i, il, i, it, i, id, i, ib; u, ung, u, ub, u, up, u, um; o, ok, o, ong, o, ob, o, od.)
21. (same as 5)
22. (same as 14, using these syllables: a, ma, a, ba, ya, a, sa; i, ngi, pi, i, wi, i, li; u, ku, u, nu, du, u, gu; o, po, o, lo, o, no, o, so.)
23. (same as 7)
24. Count the things in each set. Count the dots. Look at the number. This is the written number six. Repeat with the second, third, fourth and fifth rows.
25. (same as 9)
26. Name the pictures and listen to the beginning sound. Look at the written words. Circle the first letter which is pronounced 'a'. Name other words that begin with 'a'.
27. Name the pictures and listen to the ending sound. Look at the

written words. Circle the last letter which is pronounced 'a'.  
Name other words that end with 'a'.

28. (same as 26, using letter 'i')
29. (same as 27, using letter 'i')
30. This is a monkey. The beginning sound of monkey is 'a'. This is how to write 'a'. Copy the letter 'a' which is written on the left hand side.
31. (same as 30, using cockroach, letter 'i')
32. Read the letters at the top. Name the pictures. Choose the correct letter and write it at the beginning of the written word.
33. Read the letters at the top. Name the pictures. Choose the correct letter and write it at the end of the written word.
34. Draw a line from the picture in each box to the correct number.
35. (same as 34)
36. This is the number '1'. This is how to write number '1'. Copy the number '1' which is written on the left hand side. Continue with the next number.
37. (same as 36, using number '6')
38. Count the dots in each box. Write the correct number on the line.
39. (same as 26, using the letter 'o')
40. (same as 26, using the letter 'u')
41. (same as 27, using the letter 'u')
42. (same as 30, using owl, letter 'o')
43. (same as 30, using chick, letter 'u')
44. (same as 32)

45. (same as 33)
46. 1. Name the pictures on the first line and listen to the beginning sounds. Circle the correct letter. Repeat with the second, third, fourth and fifth rows.  
2. Listen to what the teacher says. Say the beginning sound.  
Teacher: ag, in, uk, id, op, ang, os, ig, um  
Student: a i u i o a o i u
47. 1. Name the pictures on the first line and listen to the ending sounds. Circle the correct letter. Repeat with the second, third, fourth and fifth rows.  
2. Listen to what the teacher says. Say the ending sound.  
Teacher: lu, yu, to, ba, mi, ko, pu, wi, nga  
Student: u u o a i o u i a
48. (same as 32)
49. (same as 32)
50. 1. Name the pictures. Circle the first letter.  
The pronunciation of the small letter and the capital letter is the same. The capital letter is used when writing the beginning letter of a sentence, names and places.
51. 1. Listen to the names the teacher reads. Circle the capital letter.  
2. Look at the small and capital letters in the boxes. Draw a line from the small letter to the capital letter.
52. Copy the capital and small letters written on the left hand side.
53. (same as 52)
61. Extra-practise copying exercises: Copy what is in the following boxes on your blackboard or paper.



## Ngadan to Litratu to Minanubu Names of Pictures in Manobo

p. 4	kabaju niyug bayoy saging gakit	kabaw nati buyak sapatus gunting	kaldiru nangka bauu sista gansu
p. 6	dohun trak kapajas kobong niyug	buyan buyak ligbos singsing atoyug	patiyukan manuk lapis pajung silhig
p. 12	maja (or, manuk-manuk) kaeju babuy manuk saku	martilyu kapajas dugi hatsa aehu	kabaju hagdan buaja hikam saw-ae
p. 14	kanding ambow dagum kandila dulian	saging sapatus susu pendag patiyukan	babuy lapis hikam atoyug pugad
p. 20	isda bauu tapilak pinya patiyukan	kartun yansang boyad kobong pan	kutsara bayoy tobu palitu kaba-kaba

p. 22	rilu baka manuk tagub kobasae	ligu tasa saging batad saw-ae	antipara (or, antiuhus) kabog ambak pugad kagang
p. 30	amu		
p. 31	ipos		
p. 32	ahus ipos amu	inom atoyug ikug	
p. 33	dugi liyabi buaja	kutsara bibi lamisa	
p. 42	okang		
p. 43	unsuy		
p. 44	okang unsuy obey	usa onos uwak	
p. 45	bula nati kabaju	kaju lamisa baldi	


p. 46	ambak uwak obey inom	ahus usa onos ispat	antipara (or, antiuhus) unsuy okang ikug
p. 47	kaldiru buaja dugi beytu	eruplanu pinya nati kaeju	saku pala bibi kaju
p. 48	unsuy ambow ispat	inom usa okang	
p. 49	obey uwak ibid	isda ipos atoyug	
p. 52	amu ipos		
p. 53	okang unsuy		

# Duma no mgo praktisanan

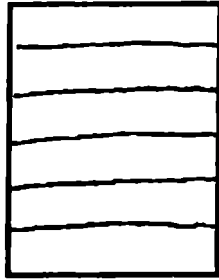
**Extra-practise copying exercises**

---


Kupiyaha sikan igpasunud duon to kinahun duon to blackboard ubin duon to papel now.



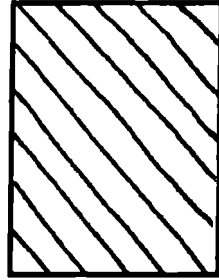
1




2




3




4




5




6



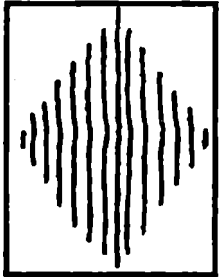
7



8




9




10




11




12




13




14




15




16




17




18




19




20



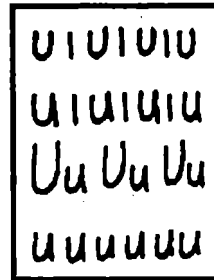
21




22




23




24




25



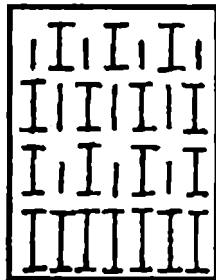
26



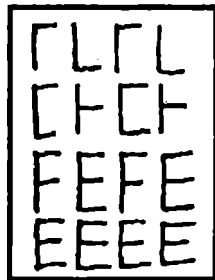
27



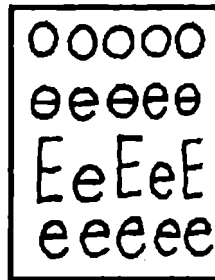
28




29



30



31



32

TtTtTt  
tftftft  
FfFfFf  
fffffff

33

ΛΔΛΔΛ  
ΔΑΔΑΔ  
AaAaA  
AAAAA

34

o o o o  
o i o i o  
o a o a  
o a a a

35

Ƨ Ƨ Ƨ Ƨ  
Ƨ Ƨ Ƨ Ƨ  
Ƨ Ƨ Ƨ Ƨ  
Ƨ Ƨ Ƨ Ƨ

36

Ƨ Ƨ Ƨ Ƨ  
Ƨ Ƨ Ƨ Ƨ  
Ƨ Ƨ Ƨ Ƨ  
Ƨ Ƨ Ƨ Ƨ

37

D P D P  
P b P b  
P B P B  
B B B B

38

b l b l  
b p b p  
B b B b  
b b b b

39

P D P D  
P l P l  
P p P p  
p p p p

40

a d a d  
d q d q  
q g q g  
g g g g

41

a g a g  
O G O G  
G g G g  
G G G G

42

o a o a o  
a l a l a  
a d a d a  
d d d d d

43

I D I D  
D P D P  
D d D d  
D D D D

44

I n I n I  
n i n i n  
n m n m  
m m m m

45

N M N M  
N M N M  
M m M m  
M M M M

46

D P D P  
P Ƨ P Ƨ  
P R P R  
R R R R

47

r i r i r  
r n r n r  
R r R r R  
r r r r r

48

l r l r l r  
n i n i n i  
r n r n r  
n n n n n

49

I N I N  
N N N N  
N n N n  
N N N N

50

v / v /  
V y V y  
Y y Y y  
Y Y Y Y

51

V v V v V  
w W w W  
y Y y Y y  
a A a A a

52

q q q q q  
q p q p q  
q q q q q  
q q q q q

53

S s S s S s  
K k K k K  
O o O o O o  
T t T t T t

54

Z z Z z Z  
P p P p P  
G g G g G g  
o O o O o

55

I L I L I L  
m M m M  
n N n N n  
r R r R r

56

b B b B b  
d D d D d  
f F f F f  
h H h H h

57